

2016 NCAA Division 1 Men's Swimming & Diving - 03/23/16 to 03/26/16

Results

Event 1 Men 800 Yard Freestyle Relay

NCAA:	6:08.03	N	03/23/16	Texas	Texas-ST
American:	6:10.16	A	03/27/09	J Conger, F Haas, C Smith, J Schooling	
U. S. Open:	6:08.03	O	03/23/16	Texas	Texas-ST
Championship:	6:08.03	C	03/23/16	J Conger, F Haas, C Smith, J Schooling	Texas-ST
Pool:	6:08.03	P	03/23/16	J Conger, F Haas, C Smith, J Schooling	Texas-ST

Team	Relay	Seed Time	Finals Time	Points
1 Texas		6:14.79	6:08.03 N	40
	1) Conger, Jack JR	2) r:0.18 Haas, Townley FR	3) r:0.23 Smith, Clark JR	4) r:0.38 Schooling, Joseph SO
	r:+0.71 21.19	44.31 (44.31)	1:08.02 (1:08.02)	1:31.89 (1:31.89)
	1:52.30 (20.41)	2:15.25 (43.36)	2:38.78 (1:06.89)	3:02.41 (1:30.52)
	3:23.74 (21.33)	3:47.03 (44.62)	4:11.39 (1:08.98)	4:35.69 (1:33.28)
	4:56.10 (20.41)	5:19.03 (43.34)	5:43.17 (1:07.48)	6:08.03 (1:32.34)
2 NC State		6:12.76	6:09.58	34
	1) Bilis, Simonas SR	2) r:0.29 Held, Ryan SO	3) r:0.28 Ress, Justin FR	4) r:0.31 Dahl, Soeren JR
	r:+0.67 21.17	45.34 (45.34)	1:08.45 (1:08.45)	1:32.02 (1:32.02)
	1:52.75 (20.73)	2:16.10 (44.08)	2:40.02 (1:08.00)	3:04.08 (1:32.06)
	3:25.42 (21.34)	3:49.53 (45.45)	4:13.83 (1:09.75)	4:37.72 (1:33.64)
	4:58.94 (21.22)	5:22.39 (44.67)	5:45.68 (1:07.96)	6:09.58 (1:31.86)
3 Florida		6:13.64	6:09.84	32
	1) Werner, Pawel SR	2) r:0.36 Switkowski, Jan SO	3) r:0.34 D'Arrigo, Mitch JR	4) r:0.36 Szaraneck, Mark SO
	r:+0.78 21.88	45.65 (45.65)	1:09.11 (1:09.11)	1:33.11 (1:33.11)
	1:53.76 (20.65)	2:16.79 (43.68)	2:40.34 (1:07.23)	3:04.44 (1:31.33)
	3:26.38 (21.94)	3:49.83 (45.39)	4:13.66 (1:09.22)	4:37.13 (1:32.69)
	4:58.08 (20.95)	5:20.98 (43.85)	5:44.85 (1:07.72)	6:09.84 (1:32.71)
4 California		6:16.41	6:11.30	30
	1) Gutierrez, Long JR	2) r:0.23 Williams, Trent SR	3) r:0.23 Seliskar, Andrew FR	4) r:0.21 Pebley, Jacob SR
	r:+0.66 21.47	44.65 (44.65)	1:08.47 (1:08.47)	1:32.74 (1:32.74)
	1:53.91 (21.17)	2:17.24 (44.50)	2:41.07 (1:08.33)	3:05.51 (1:32.77)
		4:13.50 (1:07.99)		4:37.93 (1:32.42)
	4:58.82 (20.89)	6:11.30 (1:33.37)		
5 Georgia		6:17.40	6:12.54	28
	1) Koski, Matias SR	2) r:0.28 Clark, Pace JR	3) r:0.36 Litherland, Jay SO	4) r:0.34 Bentz, Gunnar SO
	r:+0.78 21.68	44.97 (44.97)	1:08.78 (1:08.78)	1:32.31 (1:32.31)
	1:53.93 (21.62)	2:17.92 (45.61)	2:41.85 (1:09.54)	3:05.63 (1:33.32)
	3:26.85 (21.22)	3:51.04 (45.41)	4:15.49 (1:09.86)	4:40.18 (1:34.55)
	5:01.47 (21.29)	5:24.56 (44.38)	5:48.58 (1:08.40)	6:12.54 (1:32.36)
6 Michigan		6:14.96	6:13.94	26
	1) Nielsen, Anders SR	2) r:0.24 Brumm, Pete SR	3) r:0.17 Mangan, Jack JR	4) r:0.32 Bosch, Dylan SR
	r:+0.72 21.27	44.43 (44.43)	1:08.16 (1:08.16)	1:32.50 (1:32.50)
	1:53.23 (20.73)	2:16.81 (44.31)	2:41.27 (1:08.77)	3:06.32 (1:33.82)
	3:27.98 (21.66)	3:51.52 (45.20)	4:15.56 (1:09.24)	4:39.97 (1:33.65)
	5:01.35 (21.38)	5:24.59 (44.62)	5:49.05 (1:09.08)	6:13.94 (1:33.97)



2016 NCAA Division 1 Men's Swimming & Diving - 03/23/16 to 03/26/16

Results

(Event 1 Men 800 Yard Freestyle Relay)

Team	Relay	Seed Time	Finals Time	Points
7 Louisville		6:14.96	6:15.86	24
1) Carroll, Trevor JR	2) r:0.34 Lindenbauer, Matthias JR	3) r:0.38 Tarasevich, Grigory JR	4) r:0.41 Harting, Zach FR	
r:+0.73 21.89	45.66 (45.66)	1:09.38 (1:09.38)	1:33.68 (1:33.68)	
1:54.69 (21.01)	2:18.27 (44.59)	2:42.59 (1:08.91)	3:07.72 (1:34.04)	
3:28.59 (20.87)	3:52.19 (44.47)	4:16.66 (1:08.94)	4:41.48 (1:33.76)	
5:03.28 (21.80)	5:27.64 (46.16)	5:51.90 (1:10.42)	6:15.86 (1:34.38)	
8 Auburn		6:15.59	6:16.11	22
1) Morris, Hugo SO	2) r:0.35 Mendes, Arthur SR	3) r:0.15 Holoda, Peter SO	4) r:0.08 Patching, Joe JR	
r:+0.71 21.42	45.15 (45.15)	1:09.51 (1:09.51)	1:34.13 (1:34.13)	
1:55.40 (21.27)	2:19.18 (45.05)	2:43.28 (1:09.15)	3:07.99 (1:33.86)	
3:29.43 (21.44)	3:53.08 (45.09)	4:17.84 (1:09.85)	4:43.02 (1:35.03)	
5:03.93 (20.91)	5:27.96 (44.94)	5:52.36 (1:09.34)	6:16.11 (1:33.09)	
9 Southern Cali		6:16.77	6:17.38	18
1) Mulcare, Pat FR	2) r:0.13 Domagala, Michael JR	3) r:0.17 Klarskov, Morten SR	4) r:0.45 Malone, Reed JR	
r:+0.65 22.37	45.92 (45.92)	1:09.66 (1:09.66)	1:34.16 (1:34.16)	
1:55.42 (21.26)	2:19.28 (45.12)	2:43.48 (1:09.32)	3:08.60 (1:34.44)	
3:31.13 (22.53)	3:56.15 (47.55)	4:21.00 (1:12.40)	4:45.44 (1:36.84)	
5:06.74 (21.30)	5:29.85 (44.41)	5:53.51 (1:08.07)	6:17.38 (1:31.94)	
10 Indiana		6:16.28	6:17.73	14
1) Pieroni, Blake SO	2) r:0.37 Tavcar, Anze JR	3) r:0.23 Miller, Jackson JR	4) r:0.40 Irwin, Max JR	
r:+0.67 21.06	44.58 (44.58)	1:08.55 (1:08.55)	1:32.96 (1:32.96)	
1:54.34 (21.38)	2:17.83 (44.87)	2:42.55 (1:09.59)	3:07.32 (1:34.36)	
3:29.24 (21.92)	3:53.06 (45.74)	4:17.33 (1:10.01)	4:42.10 (1:34.78)	
5:04.49 (22.39)	5:29.05 (46.95)	5:53.54 (1:11.44)	6:17.73 (1:35.63)	
11 Missouri		6:19.17	6:18.25	12
1) Chadwick, Michael JR	2) r:0.37 Schreuders, Mikel FR	3) r:0.18 Griffin, Carter JR	4) r:0.32 Schwingenschlogl, Fabiar	
r:+0.68 21.66	45.52 (45.52)	1:09.59 (1:09.59)	1:33.64 (1:33.64)	
1:55.98 (22.34)	2:19.48 (45.84)	2:43.79 (1:10.15)	3:08.24 (1:34.60)	
3:30.09 (21.85)	3:53.60 (45.36)	4:17.81 (1:09.57)	4:42.76 (1:34.52)	
5:04.33 (21.57)	5:28.69 (45.93)	5:53.32 (1:10.56)	6:18.25 (1:35.49)	
12 Wisconsin		6:18.27	6:18.68	10
1) Clifton, Cannon JR	2) r:0.33 Stack, Ryan SO	3) r:-0.01 Hutchins, Matthew JR	4) r:0.30 Pinfeld, Brett JR	
r:+0.81 22.03	45.61 (45.61)	1:09.43 (1:09.43)	1:34.37 (1:34.37)	
1:55.84 (21.47)	2:19.73 (45.36)	2:44.59 (1:10.22)	3:10.17 (1:35.80)	
3:31.66 (21.49)	3:55.58 (45.41)	4:20.11 (1:09.94)	4:45.05 (1:34.88)	
5:07.01 (21.96)	5:31.02 (45.97)	5:54.96 (1:09.91)	6:18.68 (1:33.63)	
13 Stanford		6:18.16	6:19.06	8
1) Umbach, Gray SR	2) r:0.28 Thomson, Danny SR	3) r:0.13 Duggan, Sean SR	4) r:0.36 Egan, Liam SO	
r:+0.74 22.82	46.71 (46.71)	1:10.30 (1:10.30)	1:34.89 (1:34.89)	
1:56.34 (21.45)	2:20.14 (45.25)	2:44.47 (1:09.58)	3:08.86 (1:33.97)	
3:31.04 (22.18)	3:55.10 (46.24)	4:19.85 (1:10.99)	4:44.49 (1:35.63)	
5:06.74 (22.25)	5:30.71 (46.22)	5:54.90 (1:10.41)	6:19.06 (1:34.57)	
14 Tennessee		6:22.98	6:19.92	6
1) Lehane, Sean SR	2) r:0.27 Reilman, Joey FR	3) r:0.26 McHugh, Sam SO	4) r:0.37 Aberg Lejdstrom, Gustav	
r:+0.68 22.18	46.38 (46.38)	1:10.35 (1:10.35)	1:34.44 (1:34.44)	
1:56.20 (21.76)	2:20.19 (45.75)	2:44.56 (1:10.12)	3:09.26 (1:34.82)	
3:31.17 (21.91)	3:55.09 (45.83)	4:19.82 (1:10.56)	4:45.21 (1:35.95)	
5:07.32 (22.11)	5:31.63 (46.42)	5:55.98 (1:10.77)	6:19.92 (1:34.71)	



2016 NCAA Division 1 Men's Swimming & Diving - 03/23/16 to 03/26/16

Results

(Event 1 Men 800 Yard Freestyle Relay)

Team	Relay	Seed Time	Finals Time	Points
15 South Carolina		6:24.43	6:19.93	4
1) Leithold, Kevin SR	2) r:0.22 Mahmoud, Akaram SO	3) r:0.26 Minuth, Fynn FR	4) r:0.17 Peribonio, Tom SO	
r:+0.77 22.19	46.27 (46.27)	1:10.54 (1:10.54)	1:35.19 (1:35.19)	
1:57.11 (21.92)	2:21.37 (46.18)	2:45.68 (1:10.49)	3:09.59 (1:34.40)	
3:32.04 (22.45)	3:56.58 (46.99)	4:20.98 (1:11.39)	4:45.52 (1:35.93)	
5:06.86 (21.34)	5:30.78 (45.26)	5:55.40 (1:09.88)	6:19.93 (1:34.41)	
16 Alabama		6:22.97	6:20.09	2
1) Reid, Christopher SO	2) r:0.30 Gray, Alex JR	3) r:0.26 Adams, Matthew SO	4) r:0.34 Wellford, Crews SR	
r:+0.68 21.47	45.04 (45.04)	1:09.33 (1:09.33)	1:34.37 (1:34.37)	
1:55.66 (21.29)	2:19.85 (45.48)	2:45.09 (1:10.72)	3:09.88 (1:35.51)	
3:30.94 (21.06)	3:54.71 (44.83)	4:19.35 (1:09.47)	4:44.80 (1:34.92)	
5:06.49 (21.69)	5:30.43 (45.63)	5:55.10 (1:10.30)	6:20.09 (1:35.29)	
17 Arizona		6:19.31	6:20.73	
1) Maestri, Riccardo SO	2) r:0.02 Maudslien, Thane JR	3) r:0.26 Thorne, Nick SO	4) r:0.43 Jones, Parks FR	
r:+0.69 22.08	46.05 (46.05)	1:10.79 (1:10.79)	1:35.98 (1:35.98)	
1:57.63 (21.65)	2:21.60 (45.62)	2:45.97 (1:09.99)	3:09.98 (1:34.00)	
3:31.49 (21.51)	3:55.72 (45.74)	4:20.52 (1:10.54)	4:45.16 (1:35.18)	
5:07.12 (21.96)	5:31.17 (46.01)	5:55.74 (1:10.58)	6:20.73 (1:35.57)	
18 Arizona St		6:24.26	6:22.06	
1) Bohus, Richard JR	2) r:0.19 Park, Patrick SO	3) r:0.22 Martins, Thomaz JR	4) r:0.35 Perry, Barkley JR	
r:+0.74 23.18	47.56 (47.56)	1:11.92 (1:11.92)	1:36.66 (1:36.66)	
1:58.46 (21.80)	2:23.02 (46.36)	2:47.10 (1:10.44)	3:11.64 (1:34.98)	
3:33.64 (22.00)	3:58.02 (46.38)	4:22.52 (1:10.88)	4:47.22 (1:35.58)	
5:09.34 (22.12)	5:33.70 (46.48)	5:57.87 (1:10.65)	6:22.06 (1:34.84)	
19 Ohio St		6:19.68	6:22.09	
1) Appleby, Andrew JR	2) r:0.31 Hillmer, Steffen JR	3) r:0.21 Lim, Ching SO	4) r:0.38 Seal, Brayden SO	
r:+0.68 21.52	45.27 (45.27)	1:09.74 (1:09.74)	1:34.61 (1:34.61)	
1:56.54 (21.93)	2:21.20 (46.59)	2:45.86 (1:11.25)	3:10.69 (1:36.08)	
3:32.23 (21.54)	3:56.34 (45.65)	4:21.03 (1:10.34)	4:45.90 (1:35.21)	
5:08.10 (22.20)	5:32.34 (46.44)	5:57.19 (1:11.29)	6:22.09 (1:36.19)	
20 UNC		6:23.62	6:26.74	
1) Campbell, Henry SO	2) r:0.30 Graesser, Nic SR	3) r:0.18 Heck, Logan SR	4) r:0.34 Deforest, Mitch SR	
r:+0.65 22.59	46.92 (46.92)	1:11.25 (1:11.25)	1:36.15 (1:36.15)	
1:58.30 (22.15)	2:22.18 (46.03)	2:46.50 (1:10.35)	3:11.94 (1:35.79)	
3:33.98 (22.04)	3:58.85 (46.91)	4:23.63 (1:11.69)	4:49.01 (1:37.07)	
5:11.21 (22.20)	5:35.77 (46.76)	6:01.46 (1:12.45)	6:26.74 (1:37.73)	
21 Notre Dame		6:23.77	6:28.37	
1) Jackson, Trent JR	2) r:0.08 Afrik, Tabahn FR	3) r:0.15 Speers, Daniel FR	4) r:0.38 Grauslys, Matt FR	
r:+0.72 22.31	46.52 (46.52)	1:10.81 (1:10.81)	1:35.55 (1:35.55)	
1:57.23 (21.68)	2:21.64 (46.09)	2:46.38 (1:10.83)	3:11.81 (1:36.26)	
3:34.86 (23.05)	4:01.07 (49.26)	4:25.51 (1:13.70)	4:49.65 (1:37.84)	
5:12.09 (22.44)	5:37.17 (47.52)	6:02.89 (1:13.24)	6:28.37 (1:38.72)	




2016 NCAA Division 1 Men's Swimming & Diving - 03/23/16 to 03/26/16

Results

Event 2 Men 200 Yard Freestyle Relay

NCAA:	1:14.08	N	03/28/09	Auburn	
American:	1:15.26	A	03/24/11	J Andkjaer, G Louw, K Norys, M Targett	
U. S. Open:	1:14.08	O	03/28/09	Stanford	Stanford
				A Coville, A Staab, J Allen, A Wayne	
Championship:	1:14.08	C	03/28/09	Auburn	
				J Andkjaer, G Louw, K Norys, M Targett	
Pool:	1:14.88	P	03/24/16	Auburn	
				J Andkjaer, G Louw, K Norys, M Targett	
				Texas	Texas-ST
				B Ringgold, J Schooling, J Conger, J Murray	

Team	Relay	Prelim Time	Finals Time	Points
A - Final				
1 Texas		1:15.84	1:14.88 P	40
1) Ringgold, Brett SO	2) r:0.21 Schooling, Joseph SO	3) r:0.19 Conger, Jack JR	4) r:0.27 Murray, John SR	
r:+0.72 9.27	19.07 (19.07)	27.67 (8.60)	37.60 (18.53)	
46.51 (8.91)	56.34 (18.74)	1:05.09 (8.75)	1:14.88 (18.54)	
2 NC State		1:15.75	1:15.09	34
1) Bilis, Simonas SR	2) r:0.27 Bonk, Joe JR	3) r:0.32 Schiellerup, Andreas JR	4) r:0.18 Held, Ryan SO	
r:+0.66 9.05	18.77 (18.77)	27.81 (9.04)	37.92 (19.15)	
46.78 (8.86)	56.81 (18.89)	1:05.27 (8.46)	1:15.09 (18.28)	
3 Alabama		1:16.58	1:16.16	32
1) Gkolomeev, Kristian JR	2) r:0.25 Bams, Laurent SO	3) r:0.15 Kaliszak, Lucas SO	4) r:0.05 Walsh, Brett SR	
r:+0.72 9.31	18.92 (18.92)	28.09 (9.17)	38.14 (19.22)	
47.07 (8.93)	57.09 (18.95)	1:05.87 (8.78)	1:16.16 (19.07)	
*4 Florida		1:16.25	1:16.21	29
1) Dressel, Caeleb SO	2) r:0.22 Main, Corey SR	3) r:0.15 Szaranek, Mark SO	4) r:0.19 Blyzinskyj, Jack JR	
r:+0.62 8.71	18.24 (18.24)	27.58 (9.34)	37.67 (19.43)	
46.65 (8.98)	56.88 (19.21)	1:06.21 (9.33)	1:16.21 (19.33)	
*4 California		1:17.24	1:16.21	29
1) Gutierrez, Long JR	2) r:0.25 Murphy, Ryan JR	3) r:0.26 Messersschmidt, Tyler SR4	4) r:0.09 Lynch, Justin SO	
r:+0.64 9.34	19.58 (19.58)	28.28 (8.70)	38.14 (18.56)	
47.11 (8.97)	57.17 (19.03)	1:06.06 (8.89)	1:16.21 (19.04)	
6 Auburn		1:17.16	1:16.34	26
1) Holoda, Peter SO	2) r:0.16 Molacek, Jacob SO	3) r:0.20 Duderstadt, Michael JR	4) r:0.31 Darmody, Kyle JR	
r:+0.65 9.42	19.39 (19.39)	28.13 (8.74)	38.37 (18.98)	
47.11 (8.74)	57.28 (18.91)	1:06.25 (8.97)	1:16.34 (19.06)	
7 Missouri		1:16.87	1:16.97	24
1) Chadwick, Michael JR	2) r:0.98 Aragona, Christian JR	3) r:0.19 Margritier, Matthew SR	4) r:0.08 Sansoucie, Andrew JR	
r:+0.68 9.28	19.10 (19.10)	28.20 (9.10)	38.51 (19.41)	
47.30 (8.79)	57.74 (19.23)	1:06.54 (8.80)	1:16.97 (19.23)	
8 Michigan		1:16.91	1:18.63	22
1) Raisky, Jeremy SR	2) r:0.30 Tafuto, Vincent JR	3) r:0.42 Brumm, Pete SR	4) r:0.22 Sanders, Tristan SO	
r:+0.64 9.83	20.11 (20.11)	29.33 (9.22)	39.68 (19.57)	
49.09 (9.41)	59.33 (19.65)	1:08.35 (9.02)	1:18.63 (19.30)	



2016 NCAA Division 1 Men's Swimming & Diving - 03/23/16 to 03/26/16

Results

B - Final ... (Event 2 Men 200 Yard Freestyle Relay)

Team	Relay	Prelim Time	Finals Time	Points
B - Final				
9 Indiana		1:17.79	1:17.00	18
1) Khalafalla, Ali SO	2) r:0.28 Pieroni, Blake SO	3) r:0.98 Tavcar, Anze JR	4) r:0.17 Lorentz, Sam JR	
r:+0.67 9.41	19.27 (19.27)	28.26 (8.99)	38.44 (19.17)	
47.54 (9.10)	57.70 (19.26)	1:06.81 (9.11)	1:17.00 (19.30)	
10 Stanford		1:17.45	1:17.77	14
1) Perry, Sam SO	2) r:0.14 Garnier, Jeff SR	3) r:0.27 DeShon, Spencer JR	4) r:0.31 Duggan, Sean SR	
r:+0.61 9.42	19.44 (19.44)	28.55 (9.11)	38.75 (19.31)	
47.85 (9.10)	58.22 (19.47)	1:07.47 (9.25)	1:17.77 (19.55)	
11 Tennessee		1:17.91	1:17.78	12
1) Coetzee, Ryan SO	2) r:0.17 Decoursey, Kyle FR	3) r:0.21 Aberg Lejdstrom, Gustav	4) r:0.29 Lehane, Sean SR	
r:+0.62 9.46	19.89 (19.89)	28.98 (9.09)	39.06 (19.17)	
47.86 (8.80)	58.19 (19.13)	1:07.43 (9.24)	1:17.78 (19.59)	
12 Ohio St		1:17.82	1:17.82	10
1) McHugh, Matt JR	2) r:0.19 Appleby, Andrew JR	3) r:0.28 Chavez, Mossimo FR	4) r:0.30 Musteriat, Kevin SO	
r:+0.68 9.52	19.71 (19.71)	28.95 (9.24)	39.01 (19.30)	
48.20 (9.19)	58.44 (19.43)	1:07.79 (9.35)	1:17.82 (19.38)	
13 Princeton		1:18.25	1:18.02	8
1) Hu-Van Wright, En-wei JR	2) r:0.14 Bole, Sandy SR	3) r:0.04 Mackrel, Julian JR	4) r:0.21 Lewis, Alex SO	
r:+0.69 9.75	19.95 (19.95)	28.95 (9.00)	39.21 (19.26)	
48.13 (8.92)	58.35 (19.14)	1:07.63 (9.28)	1:18.02 (19.67)	
14 Arizona		1:18.04	1:18.13	6
1) Dobbs, Chatham FR	2) r:0.27 Idensohn, Chad FR	3) r:0.05 Richmond, Renny JR	4) r:0.30 Beach, Justin SO	
r:+0.65 9.49	20.11 (20.11)	29.03 (8.92)	39.48 (19.37)	
48.38 (8.90)	58.55 (19.07)	1:07.72 (9.17)	1:18.13 (19.58)	
15 Louisville		1:17.87	1:18.24	4
1) Carroll, Trevor JR	2) r:0.32 Tarasevich, Grigory JR	3) r:0.22 Boland, David JR	4) r:0.23 Lindenbauer, Matthias JR	
r:+0.68 9.68	19.89 (19.89)	28.98 (9.09)	39.10 (19.21)	
48.40 (9.30)	58.57 (19.47)	1:07.69 (9.12)	1:18.24 (19.67)	
16 Harvard		1:18.01	1:18.37	2
1) Lutz, Sebastian FR	2) r:0.12 Tan, Steven SO	3) r:0.91 Yakubovich, Maxim JR	4) r:0.12 O'Hara, Paul JR	
r:+0.64 9.62	20.03 (20.03)	29.08 (9.05)	39.62 (19.59)	
48.76 (9.14)	59.09 (19.47)	1:08.09 (9.00)	1:18.37 (19.28)	




2016 NCAA Division 1 Men's Swimming & Diving - 03/23/16 to 03/26/16

Results

Event 2 Men 200 Yard Freestyle Relay

NCAA:	1:14.08	N	03/28/09	Auburn	
American:	1:15.26	A	03/24/11	J Andkjaer, G Louw, K Norys, M Targett	Stanford
U. S. Open:	1:14.08	O	03/28/09	A Coville, A Staab, J Allen, A Wayne	
Championship:	1:14.08	C	03/28/09	Auburn	
Pool:	1:14.88	P	03/24/16	J Andkjaer, G Louw, K Norys, M Targett	Texas
				B Ringgold, J Schooling, J Conger, J Murray	Texas-ST

Team	Relay	Seed Time	Prelim Time
Preliminaries			
1	NC State	1:15.65	1:15.75 q
	1) Bilis, Simonas SR	2) r:0.22 Held, Ryan SO	3) r:0.23 Bonk, Joe JR
	r:+0.65 9.11	18.76 (18.76)	27.47 (8.71)
	46.58 (9.17)	56.86 (19.45)	1:05.75 (8.89)
			37.41 (18.65)
			1:15.75 (18.89)
2	Texas	1:17.10	1:15.84 q
	1) Ellis, Matt SR	2) r:0.35 Ringgold, Brett SO	3) r:0.17 Conger, Jack JR
	r:+0.68 9.57	19.56 (19.56)	28.47 (8.91)
	47.10 (8.79)	57.14 (18.83)	1:05.94 (8.80)
			38.31 (18.75)
			1:15.84 (18.70)
3	Florida	1:16.46	1:16.25 q
	1) Dressel, Caeleb SO	2) r:0.30 Main, Corey SR	3) r:0.61 Szaranek, Mark SO
	r:+0.67 8.79	18.32 (18.32)	27.35 (9.03)
	46.48 (9.06)	56.76 (19.34)	1:06.14 (9.38)
			37.42 (19.10)
			1:16.25 (19.49)
4	Alabama	1:16.82	1:16.58 q
	1) Gkolomeev, Kristian JR	2) r:0.39 Bams, Laurent SO	3) r:0.87 Kaliszak, Lucas SO
	r:+0.73 9.42	19.15 (19.15)	28.36 (9.21)
	47.12 (8.77)	57.30 (18.95)	1:06.23 (8.93)
			38.35 (19.20)
			1:16.58 (19.28)
5	Missouri	1:17.54	1:16.87 q
	1) Chadwick, Michael JR	2) r:0.22 Aragona, Christian JR	3) r:0.21 Margritier, Matthew SR
	r:+0.69 9.39	19.21 (19.21)	28.06 (8.85)
	47.44 (9.09)	57.60 (19.25)	1:06.66 (9.06)
			38.35 (19.14)
			1:16.87 (19.27)
6	Michigan	1:17.38	1:16.91 q
	1) Powers, Paul SO	2) r:0.15 Brumm, Pete SR	3) r:0.08 Whitaker, Aaron SO
	r:+0.69 9.25	19.18 (19.18)	28.33 (9.15)
	47.75 (9.09)	58.08 (19.42)	1:06.99 (8.91)
			38.66 (19.48)
			1:16.91 (18.83)
7	Auburn	1:16.63	1:17.16 q
	1) Holoda, Peter SO	2) r:0.30 Duderstadt, Michael JR	3) r:0.21 Apple, Zach FR
	r:+0.70 9.50	19.33 (19.33)	28.37 (9.04)
	47.87 (9.23)	58.05 (19.41)	1:06.86 (8.81)
			38.64 (19.31)
			1:17.16 (19.11)
8	California	1:17.89	1:17.24 q
	1) Lynch, Justin SO	2) r:0.27 Messersschmidt, Tyler SR	3) r:0.23 Gutierrez, Long JR
	r:+0.65 9.39	19.63 (19.63)	28.72 (9.09)
	48.19 (9.19)	58.59 (19.59)	1:07.26 (8.67)
			39.00 (19.37)
			1:17.24 (18.65)




2016 NCAA Division 1 Men's Swimming & Diving - 03/23/16 to 03/26/16

Results

Preliminaries ... (Event 2 Men 200 Yard Freestyle Relay)

Team	Relay	Seed Time	Prelim Time
9 Stanford		1:18.14	1:17.45 q
1) Perry, Sam SO	2) r:0.14 Garnier, Jeff SR	3) r:0.33 DeShon, Spencer JR	4) r:0.26 Duggan, Sean SR
r:+0.59 9.32	19.21 (19.21) 28.16 (8.95)	38.22 (19.01)	
47.48 (9.26)	57.77 (19.55) 1:07.11 (9.34)	1:17.45 (19.68)	
10 Indiana		1:16.93	1:17.79 q
1) Khalafalla, Ali SO	2) r:0.36 Pieroni, Blake SO	3) r:0.42 Tavcar, Anze JR	4) r:0.09 Patrouch, Oliver SO
r:+0.69 9.46	19.29 (19.29) 28.25 (8.96)	38.53 (19.24)	
47.85 (9.32)	58.15 (19.62) 1:07.45 (9.30)	1:17.79 (19.64)	
11 Ohio St		1:17.87	1:17.82 q
1) McHugh, Matt JR	2) r:0.30 Appleby, Andrew JR	3) r:0.18 Chavez, Mossimo FR	4) r:0.32 Musteriat, Kevin SO
r:+0.65 9.54	19.82 (19.82) 28.95 (9.13)	39.09 (19.27)	
48.20 (9.11)	58.50 (19.41) 1:07.62 (9.12)	1:17.82 (19.32)	
12 Louisville		1:18.15	1:17.87 q
1) Carroll, Trevor JR	2) r:0.16 Tarasevich, Grigory JR	3) r:0.26 Boland, David JR	4) r:0.05 Lindenbauer, Matthias JR
r:+0.66 9.45	19.57 (19.57) 28.59 (9.02)	38.79 (19.22)	
48.02 (9.23)	58.25 (19.46) 1:07.33 (9.08)	1:17.87 (19.62)	
13 Tennessee		1:18.20	1:17.91 q
1) Coetzee, Ryan SO	2) r:0.25 Decoursey, Kyle FR	3) r:0.10 Aberg Lejdstrom, Gustav	4) r:0.33 Lehane, Sean SR
r:+0.63 9.62	19.89 (19.89) 29.27 (9.38)	39.38 (19.49)	
48.22 (8.84)	58.46 (19.08) 1:07.75 (9.29)	1:17.91 (19.45)	
14 Harvard		1:17.55	1:18.01 q
1) Lutz, Sebastian FR	2) r:0.20 Tan, Steven SO	3) r:0.16 Yakubovich, Maxim JR	4) r:0.20 O'Hara, Paul JR
r:+0.65 9.66	19.93 (19.93) 28.99 (9.06)	39.30 (19.37)	
48.36 (9.06)	58.79 (19.49) 1:07.62 (8.83)	1:18.01 (19.22)	
15 Arizona		1:17.41	1:18.04 q
1) Dobbs, Chatham FR	2) r:0.13 Richmond, Renny JR	3) r:0.06 Idensohn, Chad FR	4) r:0.20 Beach, Justin SO
r:+0.63 9.41	19.56 (19.56) 28.96 (9.40)	39.34 (19.78)	
48.05 (8.71)	58.47 (19.13) 1:07.73 (9.26)	1:18.04 (19.57)	
16 Princeton		1:17.66	1:18.25 q
1) Hu-Van Wright, En-wei JR	2) r:0.26 Bole, Sandy SR	3) r:0.19 Mackrel, Julian JR	4) r:0.18 Lewis, Alex SO
r:+0.77 9.62	19.78 (19.78) 28.91 (9.13)	39.17 (19.39)	
48.37 (9.20)	58.68 (19.51) 1:07.89 (9.21)	1:18.25 (19.57)	
17 UNC		1:18.02	1:18.51
1) Lewis, Sam SR	2) r:0.03 Heck, Logan SR	3) r:0.18 Graesser, Nic SR	4) r:0.22 Colley, Ben SR
r:+0.58 9.38	19.67 (19.67) 28.67 (9.00)	39.38 (19.71)	
48.45 (9.07)	58.80 (19.42) 1:08.01 (9.21)	1:18.51 (19.71)	
18 Notre Dame		1:18.46	1:18.62
1) Plaschka, Justin SO	2) r:0.12 Speers, Daniel FR	3) r:0.13 Afrik, Tabahn FR	4) r:0.35 Jackson, Trent JR
r:+0.62 9.42	19.74 (19.74) 28.74 (9.00)	39.08 (19.34)	
48.07 (8.99)	58.77 (19.69) 1:08.05 (9.28)	1:18.62 (19.85)	
19 Southern Cali		1:18.26	1:18.88
1) Tribuntsov, Ralf SO	2) r:0.29 Knox, Jonathan SO	3) r:0.32 Morgan, David JR	4) r:0.35 Grissom, Kyle FR
r:+0.72 9.53	19.68 (19.68) 28.92 (9.24)	39.39 (19.71)	
48.89 (9.50)	59.28 (19.89) 1:08.43 (9.15)	1:18.88 (19.60)	



2016 NCAA Division 1 Men's Swimming & Diving - 03/23/16 to 03/26/16

Results


Preliminaries ... (Event 2 Men 200 Yard Freestyle Relay)

Team	Relay	Seed Time	Prelim Time
20 Minnesota		1:17.79	1:18.96
1) Becker, Bowen FR	2) r:0.28 Fair, Paul JR	3) r:0.21 Turner, Daryl JR	4) r:0.37 Busch, Noah JR
r:+0.76 9.72	20.01 (20.01)	29.02 (9.01)	39.15 (19.14)
48.37 (9.22)	58.89 (19.74)	1:08.51 (9.62)	1:18.96 (20.07)

Event 3 Men 500 Yard Freestyle

NCAA:	4:08.60	N	03/23/06	Peter Vanderkaay	Michigan
American:	4:08.54	A	02/09/08	Peter Vanderkaay	Club Wolverine
U. S. Open:	4:08.54	O	02/09/08	Peter Vanderkaay	Club Wolverine
Championship:	4:08.60	C	03/23/06	Peter Vanderkaay	Michigan
Pool:	4:08.60	P	12/05/08	Peter Vanderkaay	Club Wolverine

Name	Yr	School	Prelim Time	Finals Time	Points
A - Final					
1 Haas, Townley	FR	Texas	4:12.68	4:09.00	20
r:+0.75 22.59		47.18 (24.59)	1:12.19 (25.01)	1:37.48 (25.29)	
2:02.86 (25.38)		2:28.22 (25.36)	2:53.51 (25.29)	3:19.17 (25.66)	
3:44.38 (25.21)		4:09.00 (24.62)			
2 D'Arrigo, Mitch	JR	Florida	4:11.48	4:09.98	17
r:+0.70 23.29		48.02 (24.73)	1:13.27 (25.25)	1:38.66 (25.39)	
2:03.91 (25.25)		2:29.21 (25.30)	2:54.54 (25.33)	3:19.86 (25.32)	
3:44.98 (25.12)		4:09.98 (25.00)			
3 Malone, Reed	JR	Southern Cali	4:13.59	4:12.55	16
r:+0.72 23.28		48.73 (25.45)	1:14.46 (25.73)	1:40.01 (25.55)	
2:05.11 (25.10)		2:30.31 (25.20)	2:55.27 (24.96)	3:20.53 (25.26)	
3:46.27 (25.74)		4:12.55 (26.28)			
4 Mahmoud, Akaram	SO	South Carolina	4:12.59	4:12.86	15
r:+0.71 23.48		48.55 (25.07)	1:13.85 (25.30)	1:39.48 (25.63)	
2:05.17 (25.69)		2:30.78 (25.61)	2:56.59 (25.81)	3:22.37 (25.78)	
3:47.84 (25.47)		4:12.86 (25.02)			
5 Egan, Liam	SO	Stanford	4:13.52	4:13.27	14
r:+0.74 23.56		48.59 (25.03)	1:14.00 (25.41)	1:39.63 (25.63)	
2:05.43 (25.80)		2:31.14 (25.71)	2:57.00 (25.86)	3:22.97 (25.97)	
3:48.60 (25.63)		4:13.27 (24.67)			
6 Hutchins, Matthew	JR	Wisconsin	4:13.74	4:13.36	13
r:+0.75 23.32		48.51 (25.19)	1:13.83 (25.32)	1:39.63 (25.80)	
2:05.22 (25.59)		2:30.95 (25.73)	2:56.93 (25.98)	3:22.86 (25.93)	
3:48.41 (25.55)		4:13.36 (24.95)			
7 Ipsen, Anton Oerskov	SO	NC State	4:13.97	4:14.04	12
r:+0.74 23.58		49.16 (25.58)	1:14.94 (25.78)	1:40.74 (25.80)	
2:06.34 (25.60)		2:31.96 (25.62)	2:57.70 (25.74)	3:23.46 (25.76)	
3:49.18 (25.72)		4:14.04 (24.86)			
8 Nielsen, Anders	SR	Michigan	4:12.77	4:16.92	11
r:+0.70 23.01		48.42 (25.41)	1:14.08 (25.66)	1:39.79 (25.71)	
2:05.61 (25.82)		2:31.50 (25.89)	2:57.50 (26.00)	3:24.13 (26.63)	
3:50.93 (26.80)		4:16.92 (25.99)			



2016 NCAA Division 1 Men's Swimming & Diving - 03/23/16 to 03/26/16

Results

B - Final ... (Event 3 Men 500 Yard Freestyle)

Name	Yr	School	Prelim Time	Finals Time	Points
B - Final					
9 Werner, Pawel	SR	Florida	4:14.18	4:13.79	9
r:+0.70 23.60	49.71 (26.11)	1:15.91 (26.20)	1:42.11 (26.20)		
2:07.84 (25.73)	2:33.35 (25.51)	2:58.84 (25.49)	3:24.36 (25.52)		
3:49.33 (24.97)	4:13.79 (24.46)				
10 Ransford, PJ	SO	Michigan	4:15.54	4:14.62	7
r:+0.73 24.30	50.08 (25.78)	1:15.93 (25.85)	1:41.95 (26.02)		
2:07.30 (25.35)	2:32.86 (25.56)	2:58.18 (25.32)	3:23.95 (25.77)		
3:49.93 (25.98)	4:14.62 (24.69)				
11 Swanson, Chris	SR	Penn	4:16.29	4:15.73	6
r:+0.67 23.88	49.27 (25.39)	1:15.26 (25.99)	1:40.98 (25.72)		
2:06.73 (25.75)	2:32.78 (26.05)	2:58.97 (26.19)	3:25.05 (26.08)		
3:51.23 (26.18)	4:15.73 (24.50)				
12 Litherland, Kevin	SO	Georgia	4:14.64	4:15.86	5
r:+0.67 23.56	49.58 (26.02)	1:16.10 (26.52)	1:42.48 (26.38)		
2:08.44 (25.96)	2:34.37 (25.93)	2:59.83 (25.46)	3:25.72 (25.89)		
3:51.21 (25.49)	4:15.86 (24.65)				
13 Peribonio, Tom	SO	South Carolina	4:16.43	4:16.60	4
r:+0.66 23.94	50.07 (26.13)	1:16.15 (26.08)	1:42.32 (26.17)		
2:08.55 (26.23)	2:34.54 (25.99)	3:00.34 (25.80)	3:26.08 (25.74)		
3:51.81 (25.73)	4:16.60 (24.79)				
14 Kiraly, Bence	SR	Univ of Utah	4:15.77	4:16.74	3
r:+0.77 23.63	49.43 (25.80)	1:15.77 (26.34)	1:42.01 (26.24)		
2:08.16 (26.15)	2:34.15 (25.99)	3:00.01 (25.86)	3:26.00 (25.99)		
3:51.72 (25.72)	4:16.74 (25.02)				
15 Linker, Adam	JR	NC State	4:16.79	4:18.22	2
r:+0.71 24.33	50.40 (26.07)	1:16.40 (26.00)	1:42.75 (26.35)		
2:09.00 (26.25)	2:35.60 (26.60)	3:01.68 (26.08)	3:27.55 (25.87)		
3:53.28 (25.73)	4:18.22 (24.94)				
16 Wieser, Chris	SO	Arizona	4:16.20	4:19.27	1
r:+0.61 24.00	49.94 (25.94)	1:16.02 (26.08)	1:42.02 (26.00)		
2:08.27 (26.25)	2:34.49 (26.22)	3:00.73 (26.24)	3:26.73 (26.00)		
3:53.26 (26.53)	4:19.27 (26.01)				

Event 3 Men 500 Yard Freestyle

NCAA:	4:08.60	N	03/23/06	Peter Vanderkaay	Michigan
American:	4:08.54	A	02/09/08	Peter Vanderkaay	Club Wolverine
U. S. Open:	4:08.54	O	02/09/08	Peter Vanderkaay	Club Wolverine
Championship:	4:08.60	C	03/23/06	Peter Vanderkaay	Michigan
Pool:	4:08.60	P	12/05/08	Peter Vanderkaay	Club Wolverine

Name	Yr	School	Seed Time	Prelim Time
Preliminaries				
1 D'Arrigo, Mitch	JR	Florida	4:13.92	4:11.48 q
r:+0.69 23.41	48.85 (25.44)	1:14.63 (25.78)	1:40.46 (25.83)	
2:06.21 (25.75)	2:31.92 (25.71)	2:57.53 (25.61)	3:22.86 (25.33)	
3:47.19 (24.33)	4:11.48 (24.29)			



2016 NCAA Division 1 Men's Swimming & Diving - 03/23/16 to 03/26/16

Results

Preliminaries ... (Event 3 Men 500 Yard Freestyle)

Name	Yr	School	Seed Time	Prelim Time	
2 Mahmoud, Akaram	SO	South Carolina	4:12.78	4:12.59	q
r:+0.72 23.17	48.40 (25.23)	1:14.00 (25.60)	1:39.53 (25.53)		
2:04.98 (25.45)	2:30.57 (25.59)	2:56.35 (25.78)	3:22.06 (25.71)		
3:47.56 (25.50)	4:12.59 (25.03)				
3 Haas, Townley	FR	Texas	4:12.63	4:12.68	q
r:+0.72 22.54	47.59 (25.05)	1:12.92 (25.33)	1:38.39 (25.47)		
2:04.01 (25.62)	2:30.16 (26.15)	2:56.08 (25.92)	3:21.81 (25.73)		
3:47.39 (25.58)	4:12.68 (25.29)				
4 Nielsen, Anders	SR	Michigan	4:12.83	4:12.77	q
r:+0.71 23.39	48.81 (25.42)	1:14.53 (25.72)	1:40.46 (25.93)		
2:06.14 (25.68)	2:31.96 (25.82)	2:57.70 (25.74)	3:23.30 (25.60)		
3:48.98 (25.68)	4:12.77 (23.79)				
5 Egan, Liam	SO	Stanford	4:13.67	4:13.52	q
r:+0.72 23.69	49.18 (25.49)	1:14.73 (25.55)	1:40.30 (25.57)		
2:05.92 (25.62)	2:31.53 (25.61)	2:57.20 (25.67)	3:22.93 (25.73)		
3:48.29 (25.36)	4:13.52 (25.23)				
6 Malone, Reed	JR	Southern Cali	4:11.80	4:13.59	q
r:+0.72 23.19	48.55 (25.36)	1:14.50 (25.95)	1:40.53 (26.03)		
2:06.53 (26.00)	2:31.85 (25.32)	2:57.45 (25.60)	3:23.28 (25.83)		
3:48.71 (25.43)	4:13.59 (24.88)				
7 Hutchins, Matthew	JR	Wisconsin	4:14.36	4:13.74	q
r:+0.75 23.25	48.52 (25.27)	1:14.00 (25.48)	1:39.79 (25.79)		
2:05.46 (25.67)	2:31.33 (25.87)	2:57.11 (25.78)	3:22.83 (25.72)		
3:48.59 (25.76)	4:13.74 (25.15)				
8 Ipsen, Anton Oerskov	SO	NC State	4:14.53	4:13.97	q
r:+0.77 23.63	49.03 (25.40)	1:14.67 (25.64)	1:40.43 (25.76)		
2:06.14 (25.71)	2:31.98 (25.84)	2:57.82 (25.84)	3:23.53 (25.71)		
3:49.09 (25.56)	4:13.97 (24.88)				
9 Werner, Pawel	SR	Florida	4:13.31	4:14.18	q
r:+0.72 23.38	48.82 (25.44)	1:14.71 (25.89)	1:40.72 (26.01)		
2:06.59 (25.87)	2:32.44 (25.85)	2:57.96 (25.52)	3:23.62 (25.66)		
3:49.06 (25.44)	4:14.18 (25.12)				
10 Litherland, Kevin	SO	Georgia	4:15.10	4:14.64	q
r:+0.68 23.52	49.02 (25.50)	1:14.89 (25.87)	1:41.00 (26.11)		
2:07.15 (26.15)	2:32.98 (25.83)	2:58.54 (25.56)	3:24.01 (25.47)		
3:49.55 (25.54)	4:14.64 (25.09)				
11 Ransford, PJ	SO	Michigan	4:15.54	4:15.54	q
r:+0.74 24.18	49.73 (25.55)	1:15.51 (25.78)	1:41.45 (25.94)		
2:06.67 (25.22)	2:32.09 (25.42)	2:57.72 (25.63)	3:23.70 (25.98)		
3:49.75 (26.05)	4:15.54 (25.79)				
12 Kiraly, Bence	SR	Univ of Utah	4:15.75	4:15.77	q
r:+0.73 23.64	48.93 (25.29)	1:14.58 (25.65)	1:40.31 (25.73)		
2:06.19 (25.88)	2:31.97 (25.78)	2:58.05 (26.08)	3:24.11 (26.06)		
3:50.17 (26.06)	4:15.77 (25.60)				




2016 NCAA Division 1 Men's Swimming & Diving - 03/23/16 to 03/26/16

Results

Preliminaries ... (Event 3 Men 500 Yard Freestyle)

Name	Yr	School	Seed Time	Prelim Time	
13 Wieser, Chris	SO	Arizona	4:16.09	4:16.20	q
r:+0.63 23.71	49.18 (25.47)	1:15.00 (25.82)	1:40.52 (25.52)		
2:06.30 (25.78)	2:32.20 (25.90)	2:58.27 (26.07)	3:24.38 (26.11)		
3:50.52 (26.14)	4:16.20 (25.68)				
14 Swanson, Chris	SR	Penn	4:16.13	4:16.29	q
r:+0.70 24.09	50.01 (25.92)	1:15.87 (25.86)	1:41.41 (25.54)		
2:07.46 (26.05)	2:33.54 (26.08)	2:59.64 (26.10)	3:25.62 (25.98)		
3:51.24 (25.62)	4:16.29 (25.05)				
15 Peribonio, Tom	SO	South Carolina	4:16.88	4:16.43	q
r:+0.64 23.60	49.29 (25.69)	1:15.27 (25.98)	1:41.64 (26.37)		
2:07.83 (26.19)	2:33.72 (25.89)	2:59.62 (25.90)	3:25.63 (26.01)		
3:51.49 (25.86)	4:16.43 (24.94)				
16 Linker, Adam	JR	NC State	4:18.20	4:16.79	q
r:+0.72 24.05	49.76 (25.71)	1:15.85 (26.09)	1:41.89 (26.04)		
2:08.10 (26.21)	2:34.26 (26.16)	3:00.39 (26.13)	3:26.41 (26.02)		
3:51.93 (25.52)	4:16.79 (24.86)				
17 Williams, Trent	SR	California	4:20.85	4:16.87	
r:+0.66 23.50	48.98 (25.48)	1:14.44 (25.46)	1:40.23 (25.79)		
2:06.16 (25.93)	2:32.24 (26.08)	2:58.59 (26.35)	3:25.25 (26.66)		
3:51.39 (26.14)	4:16.87 (25.48)				
18 Litherland, Jay	SO	Georgia	4:20.76	4:16.93	
r:+0.82 24.03	50.17 (26.14)	1:16.57 (26.40)	1:43.07 (26.50)		
2:09.62 (26.55)	2:35.56 (25.94)	3:01.62 (26.06)	3:27.77 (26.15)		
3:52.88 (25.11)	4:16.93 (24.05)				
19 Lawless, Ben	SO	Florida	4:21.09	4:17.00	
r:+0.74 23.81	49.68 (25.87)	1:15.59 (25.91)	1:41.66 (26.07)		
2:07.96 (26.30)	2:34.00 (26.04)	3:00.02 (26.02)	3:25.96 (25.94)		
3:51.67 (25.71)	4:17.00 (25.33)				
20 Roberts, Jonathan	SO	Texas	4:18.53	4:17.10	
r:+0.70 23.07	48.28 (25.21)	1:13.76 (25.48)	1:39.66 (25.90)		
2:05.86 (26.20)	2:32.11 (26.25)	2:58.42 (26.31)	3:24.92 (26.50)		
3:51.69 (26.77)	4:17.10 (25.41)				
21 Smith, Clark	JR	Texas	4:08.82	4:17.17	
r:+0.69 22.95	47.79 (24.84)	1:12.92 (25.13)	1:38.39 (25.47)		
2:04.13 (25.74)	2:30.44 (26.31)	2:57.68 (27.24)	3:24.70 (27.02)		
3:51.40 (26.70)	4:17.17 (25.77)				
22 Manganiello, Austin	SR	Florida	4:19.10	4:18.16	
r:+0.65 23.18	49.18 (26.00)	1:15.46 (26.28)	1:42.03 (26.57)		
2:08.29 (26.26)	2:34.40 (26.11)	3:00.41 (26.01)	3:26.56 (26.15)		
3:52.60 (26.04)	4:18.16 (25.56)				
23 Powell, Garrett	SR	Georgia	4:17.36	4:18.22	
r:+0.66 23.35	48.42 (25.07)	1:13.83 (25.41)	1:39.55 (25.72)		
2:05.27 (25.72)	2:31.36 (26.09)	2:57.75 (26.39)	3:24.46 (26.71)		
3:51.47 (27.01)	4:18.22 (26.75)				



2016 NCAA Division 1 Men's Swimming & Diving - 03/23/16 to 03/26/16

Results

Preliminaries ... (Event 3 Men 500 Yard Freestyle)

Name	Yr	School	Seed Time	Prelim Time
24 Thomson, Danny	SR	Stanford	4:14.61	4:18.35
r:+0.73 23.38		48.68 (25.30)	1:14.37 (25.69)	1:40.20 (25.83)
2:06.43 (26.23)		2:32.78 (26.35)	2:59.32 (26.54)	3:25.82 (26.50)
3:52.55 (26.73)		4:18.35 (25.80)		
25 Koski, Matias	SR	Georgia	4:15.74	4:18.63
r:+0.72 23.50		49.10 (25.60)	1:15.11 (26.01)	1:41.36 (26.25)
2:07.22 (25.86)		2:33.15 (25.93)	2:59.01 (25.86)	3:25.56 (26.55)
3:52.31 (26.75)		4:18.63 (26.32)		
26 McKee, Anton	JR	Alabama	4:17.46	4:18.93
r:+0.70 23.80		49.36 (25.56)	1:15.28 (25.92)	1:40.97 (25.69)
2:06.82 (25.85)		2:32.98 (26.16)	2:59.06 (26.08)	3:25.37 (26.31)
3:52.13 (26.76)		4:18.93 (26.80)		
27 Campbell, Henry	SO	UNC	4:17.72	4:19.03
r:+0.75 23.71		49.28 (25.57)	1:15.10 (25.82)	1:41.02 (25.92)
2:07.22 (26.20)		2:33.74 (26.52)	3:00.34 (26.60)	3:26.96 (26.62)
3:53.28 (26.32)		4:19.03 (25.75)		
28 Hogan, Brian	SR	Yale	4:19.94	4:19.07
r:+0.70 23.71		49.45 (25.74)	1:15.73 (26.28)	1:41.94 (26.21)
2:08.47 (26.53)		2:35.04 (26.57)	3:01.49 (26.45)	3:27.85 (26.36)
3:54.10 (26.25)		4:19.07 (24.97)		
29 Tolosa, Juan	SR	Arizona St	4:20.18	4:19.55
r:+0.76 24.14		49.99 (25.85)	1:16.19 (26.20)	1:42.42 (26.23)
2:08.80 (26.38)		2:34.84 (26.04)	3:00.99 (26.15)	3:27.23 (26.24)
3:53.68 (26.45)		4:19.55 (25.87)		
30 Lewis, Sam	SR	Texas	4:22.15	4:19.78
r:+0.65 23.48		48.63 (25.15)	1:14.00 (25.37)	1:40.21 (26.21)
2:06.68 (26.47)		2:33.12 (26.44)	2:59.67 (26.55)	3:26.59 (26.92)
3:53.68 (27.09)		4:19.78 (26.10)		
31 Harting, Zach	FR	Louisville	4:19.75	4:19.85
r:+0.68 23.50		49.45 (25.95)	1:15.91 (26.46)	1:42.40 (26.49)
2:08.76 (26.36)		2:35.51 (26.75)	3:01.89 (26.38)	3:28.30 (26.41)
3:54.43 (26.13)		4:19.85 (25.42)		
32 Burns, Janardana	JR	California	4:16.47	4:20.02
r:+0.77 23.40		48.76 (25.36)	1:14.36 (25.60)	1:40.37 (26.01)
2:06.44 (26.07)		2:32.84 (26.40)	2:59.46 (26.62)	3:26.13 (26.67)
3:53.28 (27.15)		4:20.02 (26.74)		
33 Higgins, Kyle	JR	Kentucky	4:20.36	4:20.45
r:+0.67 23.65		49.83 (26.18)	1:16.18 (26.35)	1:42.77 (26.59)
2:09.58 (26.81)		2:35.61 (26.03)	3:01.98 (26.37)	3:28.59 (26.61)
3:54.83 (26.24)		4:20.45 (25.62)		
34 Kao, Ryan	SO	California	4:16.86	4:20.63
r:+0.68 23.74		49.40 (25.66)	1:15.38 (25.98)	1:41.65 (26.27)
2:07.96 (26.31)		2:34.41 (26.45)	3:00.98 (26.57)	3:27.64 (26.66)
3:54.57 (26.93)		4:20.63 (26.06)		



2016 NCAA Division 1 Men's Swimming & Diving - 03/23/16 to 03/26/16

Results

Preliminaries ... (Event 3 Men 500 Yard Freestyle)

Name	Yr	School	Seed Time	Prelim Time
35 Perry, Barkley	JR	Arizona St	4:20.67	4:20.79
r:+0.65 23.98	49.85 (25.87)	1:15.84 (25.99)	1:42.25 (26.41)	
2:09.05 (26.80)	2:36.00 (26.95)	3:02.19 (26.19)	3:28.12 (25.93)	
3:54.33 (26.21)	4:20.79 (26.46)			
36 Frayler, Arthur	SR	Florida	4:18.55	4:21.56
r:+0.73 23.92	49.76 (25.84)	1:15.99 (26.23)	1:42.43 (26.44)	
2:08.91 (26.48)	2:35.11 (26.20)	3:01.43 (26.32)	3:28.06 (26.63)	
3:54.79 (26.73)	4:21.56 (26.77)			
37 Irwin, Max	JR	Indiana	4:17.19	4:21.81
r:+0.74 23.85	50.23 (26.38)	1:16.56 (26.33)	1:42.97 (26.41)	
2:09.25 (26.28)	2:35.73 (26.48)	3:01.99 (26.26)	3:28.65 (26.66)	
3:55.73 (27.08)	4:21.81 (26.08)			
*38 Litherland, Mick	SO	Georgia	4:22.40	4:21.99
r:+0.76 24.39	50.89 (26.50)	1:17.61 (26.72)	1:44.33 (26.72)	
2:11.33 (27.00)	2:37.79 (26.46)	3:04.46 (26.67)	3:30.98 (26.52)	
3:57.05 (26.07)	4:21.99 (24.94)			
*38 Bekemeyer, Cody	FR	South Carolina	4:19.95	4:21.99
r:+0.66 24.15	50.04 (25.89)	1:16.34 (26.30)	1:43.00 (26.66)	
2:09.75 (26.75)	2:36.18 (26.43)	3:02.90 (26.72)	3:29.40 (26.50)	
3:55.84 (26.44)	4:21.99 (26.15)			
40 Fowler, Ty	JR	Arizona	4:19.62	4:22.13
r:+0.73 24.43	50.28 (25.85)	1:16.38 (26.10)	1:42.85 (26.47)	
2:09.66 (26.81)	2:36.36 (26.70)	3:03.06 (26.70)	3:29.68 (26.62)	
3:56.40 (26.72)	4:22.13 (25.73)			
41 Hyogo, Kei	SO	Yale	4:17.66	4:22.25
r:+0.70 24.10	49.91 (25.81)	1:16.23 (26.32)	1:42.64 (26.41)	
2:09.22 (26.58)	2:35.98 (26.76)	3:03.02 (27.04)	3:30.15 (27.13)	
3:56.99 (26.84)	4:22.25 (25.26)			
42 Bunch, Dylan	SR	Denver	4:18.06	4:22.50
r:+0.78 23.83	49.34 (25.51)	1:15.35 (26.01)	1:41.36 (26.01)	
2:07.74 (26.38)	2:34.41 (26.67)	3:01.32 (26.91)	3:28.33 (27.01)	
3:55.54 (27.21)	4:22.50 (26.96)			
43 Norman, Nick	FR	California	4:20.66	4:22.75
r:+0.71 24.04	50.17 (26.13)	1:16.40 (26.23)	1:42.95 (26.55)	
2:09.57 (26.62)	2:36.29 (26.72)	3:03.11 (26.82)	3:30.20 (27.09)	
3:56.65 (26.45)	4:22.75 (26.10)			
44 Seal, Brayden	SO	Ohio St	4:17.73	4:22.87
r:+0.71 23.98	49.90 (25.92)	1:16.02 (26.12)	1:42.46 (26.44)	
2:08.48 (26.02)	2:35.23 (26.75)	3:02.06 (26.83)	3:29.08 (27.02)	
3:56.45 (27.37)	4:22.87 (26.42)			
45 Peterson, Alex	SO	Penn	4:21.07	4:22.97
r:+0.67 23.86	50.34 (26.48)	1:17.00 (26.66)	1:43.79 (26.79)	
2:10.49 (26.70)	2:37.21 (26.72)	3:04.15 (26.94)	3:31.06 (26.91)	
3:57.84 (26.78)	4:22.97 (25.13)			



2016 NCAA Division 1 Men's Swimming & Diving - 03/23/16 to 03/26/16

Results


Preliminaries ... (Event 3 Men 500 Yard Freestyle)

Name	Yr	School	Seed Time	Prelim Time
46 Furttek, Pawel	SO	Southern Cali	4:17.04	4:23.13
r:+0.79 24.00		49.45 (25.45) 1:15.35 (25.90)	1:41.74 (26.39)	
2:08.45 (26.71)		2:35.27 (26.82) 3:02.14 (26.87)	3:29.28 (27.14)	
3:56.59 (27.31)		4:23.13 (26.54)		
47 Manganiello, Blake	SO	Florida	4:21.17	4:24.35
r:+0.74 24.12		50.15 (26.03) 1:16.47 (26.32)	1:43.04 (26.57)	
2:09.81 (26.77)		2:36.65 (26.84) 3:03.75 (27.10)	3:30.28 (26.53)	
3:57.37 (27.09)		4:24.35 (26.98)		
48 Rainey, Ian	SO	Michigan	4:21.85	4:24.38
r:+0.76 24.37		51.07 (26.70) 1:17.83 (26.76)	1:44.57 (26.74)	
2:11.46 (26.89)		2:38.24 (26.78) 3:04.87 (26.63)	3:31.82 (26.95)	
3:58.44 (26.62)		4:24.38 (25.94)		
49 Green, Connor	SO	California	4:24.40	4:24.70
r:+0.77 23.89		50.35 (26.46) 1:17.49 (27.14)	1:44.43 (26.94)	
2:11.41 (26.98)		2:38.19 (26.78) 3:04.96 (26.77)	3:31.79 (26.83)	
3:58.13 (26.34)		4:24.70 (26.57)		
50 Singley, Ted	SR	Southern Cali	4:20.30	4:25.64
r:+0.71 23.87		50.25 (26.38) 1:16.94 (26.69)	1:43.66 (26.72)	
2:10.69 (27.03)		2:37.32 (26.63) 3:04.28 (26.96)	3:31.51 (27.23)	
3:58.74 (27.23)		4:25.64 (26.90)		
51 Duvall, Thomas	SR	U S Navy	4:17.32	4:26.37
r:+0.75 23.83		50.05 (26.22) 1:16.28 (26.23)	1:42.74 (26.46)	
2:09.51 (26.77)		2:36.51 (27.00) 3:04.01 (27.50)	3:31.44 (27.43)	
3:59.03 (27.59)		4:26.37 (27.34)		
52 Heron, David	SO	Tennessee	4:24.14	4:28.65
r:+0.66 24.31		50.61 (26.30) 1:17.47 (26.86)	1:44.68 (27.21)	
2:12.04 (27.36)		2:39.34 (27.30) 3:06.62 (27.28)	3:34.20 (27.58)	
4:01.80 (27.60)		4:28.65 (26.85)		
--- Mangan, Jack	JR	Michigan	4:21.71	DFS
Declared false start				
--- Morris, Hugo	SO	Auburn	4:17.60	NS

Event 4 Men 200 Yard IM

NCAA:	1:39.38	N	03/26/15	David Nolan	Stanford-PC
American:	1:39.38	A	03/26/15	David Nolan	Stanford-PC
U. S. Open:	1:39.38	O	03/26/15	David Nolan	Stanford-PC
Championship:	1:39.38	C	03/26/15	David Nolan	Stanford-PC
Pool:	1:40.04	P	03/24/16	Will Licon	Texas-ST

Name	Yr	School	Prelim Time	Finals Time	Points
A - Final					
1 Licon, Will	JR	Texas	1:41.36	1:40.04 P	20
r:+0.71 21.78		47.90 (26.12) 1:15.74 (27.84)	1:40.04 (24.30)		
2 Prenot, Josh	SR	California	1:41.07	1:40.14	17
r:+0.70 21.38		46.96 (25.58) 1:15.33 (28.37)	1:40.14 (24.81)		
3 Murphy, Ryan	JR	California	1:41.15	1:40.27	16
r:+0.65 22.28		46.41 (24.13) 1:16.09 (29.68)	1:40.27 (24.18)		



2016 NCAA Division 1 Men's Swimming & Diving - 03/23/16 to 03/26/16

Results

A - Final ... (Event 4 Men 200 Yard IM)

Name	Yr	School	Prelim Time	Finals Time	Points
4 Switkowski, Jan	SO	Florida	1:42.15	1:41.36	15
r:+0.65 21.82		46.78 (24.96)	1:17.02 (30.24)	1:41.36 (24.34)	
5 Bentz, Gunnar	SO	Georgia	1:41.72	1:41.57	14
r:+0.73 22.23		48.19 (25.96)	1:17.11 (28.92)	1:41.57 (24.46)	
6 Szaranek, Mark	SO	Florida	1:42.03	1:41.59	13
r:+0.66 21.97		47.10 (25.13)	1:16.79 (29.69)	1:41.59 (24.80)	
7 Seliskar, Andrew	FR	California	1:41.65	1:42.45	12
r:+0.65 22.22		48.07 (25.85)	1:17.79 (29.72)	1:42.45 (24.66)	
8 Fiala, Brandon	JR	Virginia Tech	1:41.95	1:42.77	11
r:+0.66 22.14		48.22 (26.08)	1:17.58 (29.36)	1:42.77 (25.19)	


B - Final

9 Taylor, Jake	SR	Brigham Young	1:43.29	1:42.82	9
r:+0.70 22.63		47.74 (25.11)	1:18.02 (30.28)	1:42.82 (24.80)	
10 Harty, Ryan	FR	Texas	1:43.33	1:42.87	7
r:+0.69 22.48		48.50 (26.02)	1:18.23 (29.73)	1:42.87 (24.64)	
*11 DeVine, Abraham	FR	Stanford	1:43.63	1:43.05	5.50
r:+0.69 22.55		47.84 (25.29)	1:18.26 (30.42)	1:43.05 (24.79)	
*11 Patching, Joe	JR	Auburn	1:42.63	1:43.05	5.50
r:+0.66 22.17		47.47 (25.30)	1:17.79 (30.32)	1:43.05 (25.26)	
13 Bosch, Dylan	SR	Michigan	1:42.63	1:43.11	4
r:+0.65 22.65		48.65 (26.00)	1:18.33 (29.68)	1:43.11 (24.78)	
14 Pebley, Jacob	SR	California	1:43.63	1:43.87	3
r:+0.78 22.12		47.00 (24.88)	1:18.55 (31.55)	1:43.87 (25.32)	
15 McCurdy, Christian	SR	NC State	1:43.43	1:46.08	2
r:+0.75 22.28		48.34 (26.06)	1:19.12 (30.78)	1:46.08 (26.96)	
--- Dahl, Soeren	JR	NC State	1:42.90	DQ	
r:+0.76 22.79		49.93 (27.14)	1:19.93 (30.00)	DQ (24.35)	

Event 4 Men 200 Yard IM

NCAA:	1:39.38	N	03/26/15	David Nolan	Stanford-PC
American:	1:39.38	A	03/26/15	David Nolan	Stanford-PC
U. S. Open:	1:39.38	O	03/26/15	David Nolan	Stanford-PC
Championship:	1:39.38	C	03/26/15	David Nolan	Stanford-PC
Pool:	1:40.04	P	03/24/16	Will Licon	Texas-ST

Name	Yr	School	Seed Time	Prelim Time	
Preliminaries					
1 Prenot, Josh	SR	California	1:43.13	1:41.07	q
r:+0.70 21.63		47.07 (25.44)	1:15.47 (28.40)	1:41.07 (25.60)	
2 Murphy, Ryan	JR	California	1:43.72	1:41.15	q
r:+0.64 22.00		46.73 (24.73)	1:16.64 (29.91)	1:41.15 (24.51)	
3 Licon, Will	JR	Texas	1:42.85	1:41.36	q
r:+0.71 22.09		47.65 (25.56)	1:16.63 (28.98)	1:41.36 (24.73)	
4 Seliskar, Andrew	FR	California	1:43.26	1:41.65	q
r:+0.67 22.21		47.73 (25.52)	1:16.81 (29.08)	1:41.65 (24.84)	
5 Bentz, Gunnar	SO	Georgia	1:43.17	1:41.72	q
r:+0.74 22.36		48.09 (25.73)	1:17.27 (29.18)	1:41.72 (24.45)	



2016 NCAA Division 1 Men's Swimming & Diving - 03/23/16 to 03/26/16

Results

Preliminaries ... (Event 4 Men 200 Yard IM)

Name	Yr	School	Seed Time	Prelim Time	
6 Fiala, Brandon	JR	Virginia Tech	1:42.26	1:41.95	q
r:+0.71 21.73		47.66 (25.93) 1:16.96 (29.30)	1:41.95 (24.99)		
7 Szaranek, Mark	SO	Florida	1:42.64	1:42.03	q
r:+0.68 22.22		47.26 (25.04) 1:16.87 (29.61)	1:42.03 (25.16)		
8 Switkowski, Jan	SO	Florida	1:42.55	1:42.15	q
r:+0.69 21.98		46.93 (24.95) 1:17.05 (30.12)	1:42.15 (25.10)		
*9 Patching, Joe	JR	Auburn	1:42.21	1:42.63	q
r:+0.65 22.13		47.09 (24.96) 1:17.59 (30.50)	1:42.63 (25.04)		
*9 Bosch, Dylan	SR	Michigan	1:43.02	1:42.63	q
r:+0.68 21.99		47.49 (25.50) 1:17.07 (29.58)	1:42.63 (25.56)		
11 Dahl, Soeren	JR	NC State	1:42.50	1:42.90	q
r:+0.78 22.22		48.83 (26.61) 1:18.49 (29.66)	1:42.90 (24.41)		
12 Taylor, Jake	SR	Brigham Young	1:43.50	1:43.29	q
r:+0.67 22.58		47.42 (24.84) 1:18.77 (31.35)	1:43.29 (24.52)		
13 Harty, Ryan	FR	Texas	1:43.26	1:43.33	q
r:+0.71 22.02		47.52 (25.50) 1:17.71 (30.19)	1:43.33 (25.62)		
14 McCurdy, Christian	SR	NC State	1:45.07	1:43.43	q
r:+0.67 21.79		47.44 (25.65) 1:17.65 (30.21)	1:43.43 (25.78)		
*15 Pebley, Jacob	SR	California	1:45.31	1:43.63	q
r:+0.77 22.27		46.93 (24.66) 1:18.91 (31.98)	1:43.63 (24.72)		
*15 DeVine, Abraham	FR	Stanford	1:43.51	1:43.63	q
r:+0.74 22.63		47.92 (25.29) 1:18.32 (30.40)	1:43.63 (25.31)		
17 White, Evan	SO	Michigan	1:43.11	1:43.94	
r:+0.67 22.24		48.58 (26.34) 1:17.64 (29.06)	1:43.94 (26.30)		
18 Tesone, Nolan	SR	Louisville	1:43.43	1:43.97	
r:+0.66 22.73		48.55 (25.82) 1:17.81 (29.26)	1:43.97 (26.16)		
19 McHugh, Sam	SO	Tennessee	1:45.46	1:44.00	
r:+0.67 22.91		49.64 (26.73) 1:19.10 (29.46)	1:44.00 (24.90)		
20 Williamson, Max	JR	Stanford	1:43.91	1:44.05	
r:+0.71 23.37		49.42 (26.05) 1:18.97 (29.55)	1:44.05 (25.08)		
21 Pinfold, Brett	JR	Wisconsin	1:44.09	1:44.28	
r:+0.73 22.70		48.43 (25.73) 1:19.29 (30.86)	1:44.28 (24.99)		
22 Maly, Jakub	JR	Minnesota	1:44.53	1:44.53	
r:+0.74 22.92		49.23 (26.31) 1:19.03 (29.80)	1:44.53 (25.50)		
23 Szabo, Norbert	FR	Virginia Tech	1:47.69	1:44.64	
r:+0.66 21.69		48.18 (26.49) 1:19.15 (30.97)	1:44.64 (25.49)		
24 Ress, Justin	FR	NC State	1:43.73	1:44.70	
r:+0.65 22.82		48.48 (25.66) 1:19.98 (31.50)	1:44.70 (24.72)		
25 Ogren, Curtis	SO	Stanford	1:43.74	1:44.77	
r:+0.68 22.79		48.58 (25.79) 1:18.52 (29.94)	1:44.77 (26.25)		
26 Mulcare, Pat	FR	Southern Cali	1:44.22	1:44.86	
r:+0.64 22.77		48.31 (25.54) 1:19.41 (31.10)	1:44.86 (25.45)		
27 Glass, Will	JR	Texas	1:45.41	1:44.89	
r:+0.70 22.37		48.33 (25.96) 1:18.84 (30.51)	1:44.89 (26.05)		




2016 NCAA Division 1 Men's Swimming & Diving - 03/23/16 to 03/26/16

Results

Preliminaries ... (Event 4 Men 200 Yard IM)

Name	Yr	School	Seed Time	Prelim Time
28 D'Alessandro, Teo	SR	Princeton	1:44.33	1:45.04
r:+0.68 22.76	49.05 (26.29)	1:19.28 (30.23)	1:45.04 (25.76)	
29 Henry, Andrew	SR	Eastern Mich	1:45.69	1:45.15
r:+0.70 23.32	49.15 (25.83)	1:19.94 (30.79)	1:45.15 (25.21)	
30 Martens, John	SR	Texas	1:46.15	1:45.38
r:+0.70 23.28	49.97 (26.69)	1:20.36 (30.39)	1:45.38 (25.02)	
31 Lebed, Alex	FR	Florida	1:45.70	1:45.43
r:+0.65 23.40	50.11 (26.71)	1:20.29 (30.18)	1:45.43 (25.14)	
32 Brumm, Pete	SR	Michigan	1:43.71	1:45.53
r:+0.65 22.48	48.03 (25.55)	1:19.89 (31.86)	1:45.53 (25.64)	
33 Balogh, Brennan	FR	Florida	1:45.65	1:45.83
r:+0.61 23.65	48.70 (25.05)	1:20.83 (32.13)	1:45.83 (25.00)	
34 Byrd, Austin	SR	Wisconsin	1:46.32	1:45.87
r:+0.72 22.44	48.55 (26.11)	1:20.05 (31.50)	1:45.87 (25.82)	
35 Osvath, Artur	FR	Missouri State	1:46.63	1:45.95
r:+0.66 22.71	49.10 (26.39)	1:19.35 (30.25)	1:45.95 (26.60)	
36 Andrew, Mark	FR	Penn	1:45.15	1:46.03
r:+0.73 22.96	50.29 (27.33)	1:20.36 (30.07)	1:46.03 (25.67)	
37 Finnerty, Ian	FR	Indiana	1:43.82	1:46.04
r:+0.77 23.16	49.85 (26.69)	1:20.36 (30.51)	1:46.04 (25.68)	
38 Thomas, Michael	FR	California	1:45.48	1:46.37
r:+0.74 22.70	48.82 (26.12)	1:20.26 (31.44)	1:46.37 (26.11)	
39 Sanders, Tristan	SO	Michigan	1:46.30	1:46.55
r:+0.70 23.12	49.50 (26.38)	1:21.05 (31.55)	1:46.55 (25.50)	
40 Umbach, Gray	SR	Stanford	1:43.41	1:46.78
r:+0.71 22.18	48.16 (25.98)	1:19.97 (31.81)	1:46.78 (26.81)	
41 Thorne, Nick	SO	Arizona	1:44.60	1:46.91
r:+0.77 23.43	48.73 (25.30)	1:21.67 (32.94)	1:46.91 (25.24)	
42 Castillo Luna, Mauro	SO	Texas A&M	1:46.25	1:47.52
r:+0.64 22.53	50.16 (27.63)	1:20.55 (30.39)	1:47.52 (26.97)	
43 Okubo, Corey	SO	Princeton	1:46.33	1:47.69
r:+0.58 23.14	49.53 (26.39)	1:21.58 (32.05)	1:47.69 (26.11)	
44 Colley, Ben	SR	UNC	1:44.41	1:47.84
r:+0.75 23.09	49.57 (26.48)	1:21.48 (31.91)	1:47.84 (26.36)	
45 Stewart, Sam	FR	Auburn	1:46.48	1:48.16
r:+0.68 23.21	49.83 (26.62)	1:21.53 (31.70)	1:48.16 (26.63)	
46 Fong, Zachary	FR	Virginia	1:46.76	1:48.29
r:+0.69 22.63	49.93 (27.30)	1:21.88 (31.95)	1:48.29 (26.41)	
47 Kimpel, Alexander	SO	Georgia Tech	1:47.89	1:48.83
r:+0.79 23.00	50.48 (27.48)	1:21.43 (30.95)	1:48.83 (27.40)	
48 Barnosky, Michael	SR	Air Force	1:46.54	1:49.09
r:+0.69 23.62	50.95 (27.33)	1:21.55 (30.60)	1:49.09 (27.54)	
49 Bonetti, Brock	SO	Texas A&M	1:46.42	1:50.42
r:+0.72 22.89	49.42 (26.53)	1:22.30 (32.88)	1:50.42 (28.12)	
50 Stumph, Steven	JR	Southern Cali	1:45.66	1:52.04
r:+0.72 24.55	55.15 (30.60)	1:24.12 (28.97)	1:52.04 (27.92)	



2016 NCAA Division 1 Men's Swimming & Diving - 03/23/16 to 03/26/16

Results

Preliminaries ... (Event 4 Men 200 Yard IM)

Name	Yr	School	Seed Time	Prelim Time
51 Kaeser, Yannick	SR	Virginia	1:48.16	1:55.85
	r:+0.79	25.32	57.72 (32.40)	1:25.75 (28.03)
--- Stewart, Ty	SR	Georgia	1:43.57	DQ
	Downward butterfly kick - breast			
	r:+0.66	22.47	48.35 (25.88)	1:18.48 (30.13)
--- Maudslien, Thane	JR	Arizona	1:44.62	DFS
	Declared false start - Misc			

Event 5 Men 50 Yard Freestyle

NCAA:	18.20	N	03/24/16	Caeleb Dressel	Florida-FL
American:	18.20	A	03/24/16	Caeleb Dressel	Florida-FL
U. S. Open:	18.20	O	03/24/16	Caeleb Dressel	Florida-FL
Championship:	18.20	C	03/24/16	Caeleb Dressel	Florida-FL
Pool:	18.20	P	03/24/16	Caeleb Dressel	Florida-FL

Name	Yr	School	Prelim Time	Finals Time	Points
A - Final					
1 Dressel, Caeleb	SO	Florida	18.29	18.20N	20
	r:+0.61	8.70	18.20 (9.50)		
2 Bilis, Simonas	SR	NC State	18.79	18.84	17
	r:+0.67	9.11	18.84 (9.73)		
3 Gkolomeev, Kristian	JR	Alabama	19.18	18.95	16
	r:+0.70	9.28	18.95 (9.67)		
4 Chadwick, Michael	JR	Missouri	19.06	19.04	15
	r:+0.66	9.25	19.04 (9.79)		
5 Powers, Paul	SO	Michigan	18.99	19.05	14
	r:+0.66	9.18	19.05 (9.87)		
6 Murray, John	SR	Texas	19.17	19.08	13
	r:+0.61	9.12	19.08 (9.96)		
7 Held, Ryan	SO	NC State	19.01	19.20	12
	r:+0.67	9.24	19.20 (9.96)		
8 Trice, Michael	SR	Georgia	19.16	19.23	11
	r:+0.70	9.21	19.23 (10.02)		
B - Final					
9 Virva, Dillon	SR	UNLV	19.25	19.07	9
	r:+0.61	9.09	19.07 (9.98)		
10 Ringgold, Brett	SO	Texas	19.18	19.10	7
	r:+0.72	9.31	19.10 (9.79)		
11 Khalafalla, Ali	SO	Indiana	19.28	19.21	6
	r:+0.65	9.31	19.21 (9.90)		
12 Perry, Sam	SO	Stanford	19.41	19.41	5
	r:+0.58	9.47	19.41 (9.94)		
13 Holoda, Peter	SO	Auburn	19.18	19.44	4
	r:+0.66	9.53	19.44 (9.91)		
14 Sorenson, Payton	SO	Brigham Young	19.40	19.48	3
	r:+0.79	9.43	19.48 (10.05)		



2016 NCAA Division 1 Men's Swimming & Diving - 03/23/16 to 03/26/16

Results

B - Final ... (Event 5 Men 50 Yard Freestyle)

Name	Yr	School	Prelim Time	Finals Time	Points
15 Schiellerup, Andreas	JR	NC State	19.42	19.51	2
r:+0.70 9.42		19.51 (10.09)			
16 Darmody, Kyle	JR	Auburn	19.48	19.74	1
r:+0.70 9.57		19.74 (10.17)			

Event 5 Men 50 Yard Freestyle

NCAA:	18.20	N	03/24/16	Caeleb Dressel	Florida-FL
American:	18.20	A	03/24/16	Caeleb Dressel	Florida-FL
U. S. Open:	18.20	O	03/24/16	Caeleb Dressel	Florida-FL
Championship:	18.20	C	03/24/16	Caeleb Dressel	Florida-FL
Pool:	18.20	P	03/24/16	Caeleb Dressel	Florida-FL

Name	Yr	School	Seed Time	Prelim Time	
Preliminaries					
1 Dressel, Caeleb	SO	Florida	18.23	18.29	q
r:+0.66 8.82		18.29 (9.47)			
2 Bilis, Simonas	SR	NC State	18.94	18.79	q
r:+0.67 9.01		18.79 (9.78)			
3 Powers, Paul	SO	Michigan	18.85	18.99	q
r:+0.63 9.10		18.99 (9.89)			
4 Held, Ryan	SO	NC State	18.92	19.01	q
r:+0.65 9.15		19.01 (9.86)			
5 Chadwick, Michael	JR	Missouri	19.17	19.06	q
r:+0.69 9.30		19.06 (9.76)			
6 Trice, Michael	SR	Georgia	19.31	19.16	q
r:+0.69 9.14		19.16 (10.02)			
7 Murray, John	SR	Texas	19.26	19.17	q
r:+0.65 9.17		19.17 (10.00)			
8 Gkolomeev, Kristian	JR	Alabama	19.21	19.18	q
r:+0.70 9.43		19.18 (9.75)			
9 Ringgold, Brett	SO	Texas	19.38	19.18	q
r:+0.71 9.36		19.18 (9.82)			
10 Holoda, Peter	SO	Auburn	19.17	19.18	q
r:+0.65 9.43		19.18 (9.75)			
11 Virva, Dillon	SR	UNLV	19.09	19.25	q
r:+0.62 9.22		19.25 (10.03)			
12 Khalafalla, Ali	SO	Indiana	19.27	19.28	q
r:+0.69 9.38		19.28 (9.90)			
13 Sorenson, Payton	SO	Brigham Young	19.23	19.40	q
r:+0.76 9.45		19.40 (9.95)			
14 Perry, Sam	SO	Stanford	19.30	19.41	q
r:+0.60 9.38		19.41 (10.03)			
15 Schiellerup, Andreas	JR	NC State	19.52	19.42	q
r:+0.69 9.35		19.42 (10.07)			
16 Darmody, Kyle	JR	Auburn	19.44	19.48	q
r:+0.67 9.46		19.48 (10.02)			



2016 NCAA Division 1 Men's Swimming & Diving - 03/23/16 to 03/26/16

Results

Preliminaries ... (Event 5 Men 50 Yard Freestyle)

Name	Yr	School	Seed Time	Prelim Time
17 Kaliszak, Lucas	SO	Alabama	19.73	19.53
r:+0.65 9.39		19.53 (10.14)		
18 Lynch, Justin	SO	California	19.41	19.53
r:+0.66 9.51		19.53 (10.02)		
19 Apple, Zach	FR	Auburn	19.48	19.54
r:+0.66 9.47		19.54 (10.07)		
*20 Plaschka, Justin	SO	Notre Dame	19.61	19.56
r:+0.61 9.35		19.56 (10.21)		
*20 Jackson, Tate	FR	Texas	19.25	19.56
r:+0.77 9.57		19.56 (9.99)		
*22 Main, Corey	SR	Florida	19.36	19.59
r:+0.62 9.43		19.59 (10.16)		
*22 Ellis, Matt	SR	Texas	19.58	19.59
r:+0.69 9.59		19.59 (10.00)		
*22 Decoursey, Kyle	FR	Tennessee	19.43	19.59
r:+0.73 9.71		19.59 (9.88)		
*25 Mendes, Arthur	SR	Auburn	19.88	19.60
r:+0.63 9.46		19.60 (10.14)		
*25 Lewis, Sam	SR	UNC	19.49	19.60
r:+0.57 9.36		19.60 (10.24)		
*25 Duderstadt, Michael	JR	Auburn	19.71	19.60
r:+0.64 9.34		19.60 (10.26)		
28 Peek, James	JR	Duke	19.54	19.61
r:+0.66 9.32		19.61 (10.29)		
29 Clifton, Cannon	JR	Wisconsin	19.57	19.64
r:+0.67 9.45		19.64 (10.19)		
30 Carroll, Trevor	JR	Louisville	19.57	19.67
r:+0.69 9.52		19.67 (10.15)		
31 Walsh, Brett	SR	Alabama	19.61	19.71
r:+0.62 9.40		19.71 (10.31)		
32 Bohus, Richard	JR	Arizona St	19.74	19.72
r:+0.68 9.63		19.72 (10.09)		
33 Bams, Laurent	SO	Alabama	19.56	19.74
r:+0.68 9.61		19.74 (10.13)		
34 Lile, Nathan	SR	Gardner-Webb	19.49	19.78
r:+0.69 9.59		19.78 (10.19)		
35 Hu-Van Wright, En-wei	JR	Princeton	19.37	19.80
r:+0.69 9.61		19.80 (10.19)		
*36 Tavcar, Anze	JR	Indiana	19.62	19.87
r:+0.74 9.75		19.87 (10.12)		
*36 Linge, Alex	SR	LSU	19.78	19.87
r:+0.71 9.69		19.87 (10.18)		
38 Park, Patrick	SO	Arizona St	19.90	19.88
r:+0.69 9.57		19.88 (10.31)		
39 Conaton, Patrick	SO	Stanford	19.83	19.91
r:+0.65 9.82		19.91 (10.09)		



2016 NCAA Division 1 Men's Swimming & Diving - 03/23/16 to 03/26/16

Results

Preliminaries ... (Event 5 Men 50 Yard Freestyle)

Name	Yr	School	Seed Time	Prelim Time
40 Duskinas, Tadas	JR	Arizona St	19.97	19.92
r:+0.73 9.68		19.92 (10.24)		
41 Robrock, Kyle	JR	Denver	19.53	19.94
r:+0.69 9.50		19.94 (10.44)		
42 Hammoud, Youssef	SR	Georgia Tech	19.85	20.01
r:+0.75 9.72		20.01 (10.29)		
43 Coan, Kyle	SO	California	20.16	20.10
r:+0.63 9.58		20.10 (10.52)		
44 Schultz, Eric	SR	Penn	19.68	20.11
r:+0.68 9.52		20.11 (10.59)		
45 Marsh, Andrew	SR	West Virginia	19.89	20.18
r:+0.66 9.72		20.18 (10.46)		
46 Becker, Bowen	FR	Minnesota	19.53	20.19
r:+0.59 9.83		20.19 (10.36)		
47 Knox, Jonathan	SO	Southern Cali	19.92	20.46
r:+0.68 9.83		20.46 (10.63)		
--- Coutinho, Pedro	SR	Louisville	20.15	DFS
Declared false start				
--- Liang, Andrew	SO	Stanford	20.07	DFS
Declared false start				

Event 6 Men 1 mtr Diving

Championship: 473.75 C 03/28/13 Kristian Ipsen Stanford
 Pool: 453.85 P 02/26/15 Briadam Herrera MIA-FG

Name	Yr	School	Prelim Score	Finals Score	Points
A - Final					
1 Stone, Liam	SO	Tennessee	408.20	453.70	20
2 Quintero, Rafael	SR	Arizona	390.90	438.40	17
3 Zeng, Zhipeng	SO	Ohio St	402.00	435.50	16
4 Robles Rodriguez, Mauricio	SR	Tennessee	378.60	430.30	15
5 Herrera, Briadam	SO	University of Miami	362.10	427.90	14
6 Anderson, Mark	JR	Texas	369.05	416.10	13
7 Pollard, Collin	SR	Southern Cali	360.90	392.75	12
8 Giordano, Dominic	JR	Pittsburgh	367.80	367.20	11
B - Final					
9 Bowersox, Cory	SR	Texas	358.40	408.85	9
10 Reid, Deon	SR	Southern Cali	358.40	367.95	7
11 Purss, Josiah	JR	Univ of Utah	357.95	365.60	6
12 Homza, Bradley	JR	Georgia Tech	358.20	365.25	5
13 Pollard, Manny	SR	Minnesota	349.35	344.80	4
14 Christensen, Bradley	JR	Stanford	343.80	341.50	3
15 Garcia Boissier, Hector	FR	Penn State University	344.35	335.65	2
16 Thornton, Sam	FR	Texas A&M	344.45	334.25	1



2016 NCAA Division 1 Men's Swimming & Diving - 03/23/16 to 03/26/16

Results

Event 6 Men 1 mtr Diving

Championship: 473.75 C 03/28/13 Kristian Ipsen Stanford
 Pool: 453.85 P 02/26/15 Briadam Herrera MIA-FG

Name	Yr	School	Prelim Score
Preliminaries			
1 Stone, Liam	SO	Tennessee	NP 408.20 q
2 Zeng, Zhipeng	SO	Ohio St	NP 402.00 q
3 Quintero, Rafael	SR	Arizona	NP 390.90 q
4 Robles Rodriguez, Mauricio	SR	Tennessee	NP 378.60 q
5 Anderson, Mark	JR	Texas	NP 369.05 q
6 Giordano, Dominic	JR	Pittsburgh	NP 367.80 q
7 Herrera, Briadam	SO	University of Miami	NP 362.10 q
8 Pollard, Collin	SR	Southern Cali	NP 360.90 q
*9 Bowersox, Cory	SR	Texas	NP 358.40 q
*9 Reid, Deon	SR	Southern Cali	NP 358.40 q
11 Homza, Bradley	JR	Georgia Tech	NP 358.20 q
12 Purss, Josiah	JR	Univ of Utah	NP 357.95 q
13 Pollard, Manny	SR	Minnesota	NP 349.35 q
14 Thornton, Sam	FR	Texas A&M	NP 344.45 q
15 Garcia Boissier, Hector	FR	Penn State University	NP 344.35 q
16 Christensen, Bradley	JR	Stanford	NP 343.80 q
17 Cifelli, Joseph	FR	Purdue	NP 335.80
18 Kuremsky, Connor	SR	Stanford	NP 326.10
19 Barnard, Matt	JR	Minnesota	NP 325.60
20 Thomas, Clark	SR	Missouri	NP 325.30
21 Masterton, Sebastian	FR	Kentucky	NP 323.95
22 O'Brien, Sean	JR	Texas	NP 318.90
23 Stevens, Logan	SR	Virginia Tech	NP 317.65
24 Smith, Samuel	FR	Florida	NP 315.40
25 Gotro, Jordan	JR	South Carolina	NP 314.40
26 Grisell, Dylan	JR	Florida St	NP 312.30
27 Schiesl, Benjamin	FR	Virginia Tech	NP 310.55
28 Youtsey, Justin	SR	Auburn	NP 309.40
29 Romanik, Stephen	SO	Ohio St	NP 309.25
30 Daniels-Freeman, Aaron	FR	Ohio St	NP 305.90
31 Chan, Alex	JR	Eastern Mich	NP 305.60
32 Dreesen, Kevin	JR	Brigham Young	NP 305.35
33 Forlini, Ian	SO	Georgia	NP 304.60
34 Lazeroff, Scott	FR	Auburn	NP 301.65
35 Silva, Mauro	SO	Virginia Tech	NP 300.95
36 Coldren, Cody	SO	Indiana	NP 299.75
37 Knauss, Logan	SR	Penn State University	NP 290.40
38 Crow, John	FR	Penn State University	NP 283.80
39 Nyquist, Jack	JR	UNC	NP 283.30
40 Enos, Dashiell	SO	Southern Cali	NP 281.85
41 Ricotta, Dominic	SR	Arizona	NP 277.15



2016 NCAA Division 1 Men's Swimming & Diving - 03/23/16 to 03/26/16

Results

Preliminaries ... (Event 6 Men 1 mtr Diving)

Name	Yr	School		Prelim Score
42 Zoe, Dylan	SR	Minnesota	NP	268.40
43 White, Clay	SO	Ohio St	NP	265.45
44 Piner, Sean	SR	Louisville	NP	262.80
45 Abdelghany, Tarek	SO	Stanford	NP	260.70
46 Crayne, Jacob	SR	Univ of Utah	NP	259.20
47 Lindsey, Levi	SO	Kentucky	NP	244.65
48 Moyer, Ozzie	SR	UNC	NP	243.40
49 Arndt, Joshua	JR	Indiana	NP	236.40

Event 7 Men 400 Yard Medley Relay

Team	Relay	Prelim Time	Finals Time	Points
NCAA: 3:00.68 N 03/24/16	Texas J Shebat, W Licon, J Schooling, J Conger		Texas-ST	
American: 3:01.60 A 03/26/15	California R Murphy, C Katis, J Lynch, S Stubblefield		California-PC	
U. S. Open: 3:00.68 O 03/24/16	Texas J Shebat, W Licon, J Schooling, J Conger		Texas-ST	
Championship: 3:00.68 C 03/24/16	Texas J Shebat, W Licon, J Schooling, J Conger		Texas-ST	
Pool: 3:00.68 P 03/24/16	Texas J Shebat, W Licon, J Schooling, J Conger		Texas-ST	

A - Final

1	Texas	3:04.31	3:00.68 N	40
	1) Shebat, John FR	2) r:0.17 Licon, Will JR	3) r:0.26 Schooling, Joseph SO	4) r:0.10 Conger, Jack JR
	r:+0.67 22.07	45.36 (45.36)	1:09.09 (23.73)	1:36.05 (50.69)
	1:55.88 (19.83)	2:19.39 (43.34)	2:38.89 (19.50)	3:00.68 (41.29)
2	California	3:05.32	3:01.28	34
	1) Murphy, Ryan JR	2) r:0.30 Prenot, Josh SR	3) r:0.21 Lynch, Justin SO	4) r:0.21 Gutierrez, Long JR
	r:+0.54 20.90	43.51 (43.51)	1:07.01 (23.50)	1:34.22 (50.71)
	1:54.92 (20.70)	2:19.25 (45.03)	2:39.05 (19.80)	3:01.28 (42.03)
3	Louisville	3:04.92	3:04.73	32
	1) Tarasevich, Grigory JR	2) r:0.08 Claverie, Carlos SO	3) r:0.11 Coutinho, Pedro SR	4) r:0.20 Carroll, Trevor JR
	r:+0.63 21.87	45.24 (45.24)	1:09.07 (23.83)	1:36.86 (51.62)
	1:57.71 (20.85)	2:22.71 (45.85)	2:42.48 (19.77)	3:04.73 (42.02)
4	Missouri	3:04.66	3:04.99	30
	1) Griffin, Carter JR	2) r:0.26 Schwingenschlogl, Fabiar3	3) r:0.33 Sansoucie, Andrew JR	4) r:0.40 Chadwick, Michael JR
	r:+0.68 22.92	47.08 (47.08)	1:10.75 (23.67)	1:38.20 (51.12)
	1:59.25 (21.05)	2:23.45 (45.25)	2:43.17 (19.72)	3:04.99 (41.54)
5	Florida	3:05.99	3:05.19	28
	1) Blyzinskyj, Jack JR	2) r:0.21 Dressel, Caeleb SO	3) r:0.27 Switkowski, Jan SO	4) r:0.10 Main, Corey SR
	r:+0.69 21.86	45.76 (45.76)	1:09.77 (24.01)	1:37.56 (51.80)
	1:58.48 (20.92)	2:23.09 (45.53)	2:43.32 (20.23)	3:05.19 (42.10)
6	Tennessee	3:05.94	3:05.23	26
	1) Lehane, Sean SR	2) r:0.17 Stevens, Peter SO	3) r:0.26 Coetzee, Ryan SO	4) r:0.30 Decoursey, Kyle FR
	r:+0.76 22.02	45.77 (45.77)	1:08.87 (23.10)	1:36.71 (50.94)
	1:57.45 (20.74)	2:22.73 (46.02)	2:42.94 (20.21)	3:05.23 (42.50)



2016 NCAA Division 1 Men's Swimming & Diving - 03/23/16 to 03/26/16

Results

A - Final ... (Event 7 Men 400 Yard Medley Relay)

Team	Relay	Prelim Time	Finals Time	Points
7 Indiana		3:05.90	3:05.57	24
1) Glover, Bob JR	2) r:0.26 Kurz, Tanner SR	3) r:0.26 Lanza, Vinicius FR	4) r:0.36 Pieroni, Blake SO	
r:+0.51 22.37	46.60 (46.60)	1:10.16 (23.56)	1:38.24 (51.64)	
1:59.41 (21.17)	2:23.84 (45.60)	2:43.70 (19.86)	3:05.57 (41.73)	
8 NC State		3:05.88	3:08.12	22
1) Stuart, Hennessey SO	2) r:0.29 Hren, Derek JR	3) r:0.38 Burkett, Jon FR	4) r:0.34 Bonk, Joe JR	
r:+0.48 22.15	46.03 (46.03)	1:10.56 (24.53)	1:38.28 (52.25)	
1:59.79 (21.51)	2:25.38 (47.10)	2:45.53 (20.15)	3:08.12 (42.74)	
B - Final				
9 Alabama		3:06.02	3:04.32	18
1) Oslin, Connor JR	2) r:0.12 McKee, Anton JR	3) r:0.15 Kaliszak, Lucas SO	4) r:0.21 Gkolomeev, Kristian JR	
r:+0.61 21.77	45.32 (45.32)	1:09.23 (23.91)	1:36.97 (51.65)	
1:57.43 (20.46)	2:22.30 (45.33)	2:42.00 (19.70)	3:04.32 (42.02)	
10 Auburn		3:06.86	3:05.45	14
1) Patching, Joe JR	2) r:0.13 Duderstadt, Michael JR	3) r:0.28 Mendes, Arthur SR	4) r:0.02 Holoda, Peter SO	
r:+0.62 22.05	46.08 (46.08)	1:09.87 (23.79)	1:37.95 (51.87)	
1:58.77 (20.82)	2:23.72 (45.77)	2:43.19 (19.47)	3:05.45 (41.73)	
11 Ohio St		3:07.91	3:06.42	12
1) McHugh, Matt JR	2) r:0.33 Tynes, Dustin SO	3) r:0.23 Lim, Ching SO	4) r:0.21 Appleby, Andrew JR	
r:+0.87 21.84	45.63 (45.63)	1:09.72 (24.09)	1:37.57 (51.94)	
1:58.73 (21.16)	2:24.22 (46.65)	2:44.04 (19.82)	3:06.42 (42.20)	
12 Georgia		3:06.23	3:06.65	10
1) Dale, Taylor JR	2) r:0.19 Bentz, Gunnar SO	3) r:0.32 Clark, Pace JR	4) r:0.25 Koski, Matias SR	
r:+0.64 21.75	45.62 (45.62)	1:10.52 (24.90)	1:38.74 (53.12)	
1:59.52 (20.78)	2:24.47 (45.73)	2:44.42 (19.95)	3:06.65 (42.18)	
13 Stanford		3:07.62	3:06.81	8
1) Dudzinski, Ryan FR	2) r:0.22 Anderson, Matt FR	3) r:0.14 Liang, Andrew SO	4) r:0.14 Perry, Sam SO	
r:+0.55 22.29	46.46 (46.46)	1:10.64 (24.18)	1:39.04 (52.58)	
2:00.32 (21.28)	2:25.04 (46.00)	2:44.78 (19.74)	3:06.81 (41.77)	
14 Michigan		3:07.34	3:07.68	6
1) Whitaker, Aaron SO	2) r:0.29 Klein, Christopher JR	3) r:0.36 White, Evan SO	4) r:0.35 Powers, Paul SO	
r:+0.79 22.17	45.90 (45.90)	1:09.83 (23.93)	1:38.26 (52.36)	
1:59.67 (21.41)	2:24.42 (46.16)	2:44.94 (20.52)	3:07.68 (43.26)	
15 Arizona		3:07.72	3:07.91	4
1) Dobbs, Chatham FR	2) r:0.25 Bish, Blair FR	3) r:0.36 Richmond, Renny JR	4) r:0.16 Maudslien, Thane JR	
r:+0.58 21.71	45.67 (45.67)	1:09.94 (24.27)	1:38.20 (52.53)	
1:59.53 (21.33)	2:24.96 (46.76)	2:45.37 (20.41)	3:07.91 (42.95)	
16 UNC		3:07.96	3:07.96	2
1) Graesser, Nic SR	2) r:0.23 Wohlrab, Kurt SR	3) r:0.14 Lewis, Sam SR	4) r:0.04 Heck, Logan SR	
r:+0.62 22.38	46.14 (46.14)	1:10.56 (24.42)	1:39.17 (53.03)	
2:00.05 (20.88)	2:24.49 (45.32)	2:44.82 (20.33)	3:07.96 (43.47)	




2016 NCAA Division 1 Men's Swimming & Diving - 03/23/16 to 03/26/16

Results

Event 7 Men 400 Yard Medley Relay

NCAA:	3:00.68	N	03/24/16	Texas	Texas-ST
American:	3:01.60	A	03/26/15	J Shebat, W Licon, J Schooling, J Conger California	California-PC
U. S. Open:	3:00.68	O	03/24/16	R Murphy, C Katis, J Lynch, S Stubblefield Texas	Texas-ST
Championship:	3:00.68	C	03/24/16	J Shebat, W Licon, J Schooling, J Conger Texas	Texas-ST
Pool:	3:00.68	P	03/24/16	J Shebat, W Licon, J Schooling, J Conger Texas	Texas-ST

Team	Relay	Seed Time	Prelim Time
Preliminaries			
1	Texas	3:04.64	3:04.31 q
	1) Shebat, John FR	2) r:0.32 Licon, Will JR	3) r:0.45 Schooling, Joseph SO
	r:+0.88 21.96	45.87 (45.87)	1:09.51 (23.64)
	1:58.07 (21.09)	2:22.39 (45.41)	2:42.30 (19.91)
			3:04.31 (41.92)
2	Missouri	3:06.21	3:04.66 q
	1) Griffin, Carter JR	2) r:0.15 Schwingenschlogl, Fabiar3	3) r:0.48 Sansoucie, Andrew JR
	r:+0.83 22.86	47.15 (47.15)	1:10.41 (23.26)
	1:58.88 (21.11)	2:23.46 (45.69)	2:43.14 (19.68)
			3:04.66 (41.20)
3	Louisville	3:04.90	3:04.92 q
	1) Tarasevich, Grigory JR	2) r:0.07 Claverie, Carlos SO	3) r:0.30 Coutinho, Pedro SR
	r:+0.58 22.19	45.65 (45.65)	1:09.52 (23.87)
	1:57.99 (20.92)	2:22.69 (45.62)	2:42.61 (19.92)
			3:04.92 (42.23)
4	California	3:04.88	3:05.32 q
	1) Pebley, Jacob SR	2) r:0.26 Hoppe, Connor SO	3) r:0.20 Gutierrez, Long JR
	r:+0.90 22.46	45.91 (45.91)	1:09.68 (23.77)
	1:57.97 (20.53)	2:22.86 (45.42)	2:43.02 (20.16)
			3:05.32 (42.46)
5	NC State	3:06.25	3:05.88 q
	1) Stuart, Hennessey SO	2) r:0.25 Hren, Derek JR	3) r:0.29 Dahl, Soeren JR
	r:+0.70 21.84	45.50 (45.50)	1:09.41 (23.91)
	1:58.57 (21.12)	2:23.21 (45.76)	2:43.68 (20.47)
			3:05.88 (42.67)
6	Indiana	3:05.61	3:05.90 q
	1) Glover, Bob JR	2) r:0.21 Kurz, Tanner SR	3) r:0.12 Lanza, Vinicius FR
	r:+0.53 22.49	46.56 (46.56)	1:10.37 (23.81)
	1:59.58 (21.17)	2:24.22 (45.81)	2:43.88 (19.66)
			3:05.90 (41.68)
7	Tennessee	3:07.41	3:05.94 q
	1) Lehane, Sean SR	2) r:0.24 Stevens, Peter SO	3) r:0.40 Coetzee, Ryan SO
	r:+0.54 22.15	46.11 (46.11)	1:09.11 (23.00)
	1:57.96 (21.54)	2:23.09 (46.67)	2:43.78 (20.69)
			3:05.94 (42.85)
8	Florida	3:03.86	3:05.99 q
	1) Blyzinskyj, Jack JR	2) r:0.09 Dressel, Caeleb SO	3) r:0.26 Switkowski, Jan SO
	r:+0.65 22.37	46.12 (46.12)	1:10.44 (24.32)
	1:59.57 (21.13)	2:23.92 (45.48)	2:44.09 (20.17)
			3:05.99 (42.07)



2016 NCAA Division 1 Men's Swimming & Diving - 03/23/16 to 03/26/16

Results

Preliminaries ... (Event 7 Men 400 Yard Medley Relay)

Team	Relay	Seed Time	Prelim Time
9 Alabama		3:06.17	3:06.02 q
1) Oslin, Connor JR	2) r:0.07 McKee, Anton JR	3) r:0.08 Kaliszak, Lucas SO	4) r:0.16 Gray, Alex JR
r:+0.60 22.01	45.71 (45.71)	1:09.94 (24.23)	1:37.78 (52.07)
1:58.31 (20.53)	2:22.85 (45.07)	2:43.23 (20.38)	3:06.02 (43.17)
10 Georgia		3:07.73	3:06.23 q
1) Dale, Taylor JR	2) r:0.29 Guest, James FR	3) r:0.10 Clark, Pace JR	4) r:0.28 Koski, Matias SR
r:+0.54 22.10	45.58 (45.58)	1:10.55 (24.97)	1:39.03 (53.45)
1:59.94 (20.91)	2:24.47 (45.44)	2:44.39 (19.92)	3:06.23 (41.76)
11 Auburn		3:05.44	3:06.86 q
1) Darmody, Kyle JR	2) r:0.14 Duderstadt, Michael JR	3) r:0.19 Morris, Hugo SO	4) r:0.23 Holoda, Peter SO
r:+0.64 22.66	47.11 (47.11)	1:11.27 (24.16)	1:39.17 (52.06)
2:00.18 (21.01)	2:24.84 (45.67)	2:44.72 (19.88)	3:06.86 (42.02)
12 Michigan		3:07.06	3:07.34 q
1) Whitaker, Aaron SO	2) r:0.07 Klein, Christopher JR	3) r:0.34 Bosch, Dylan SR	4) r:0.31 Powers, Paul SO
r:+0.81 22.10	46.23 (46.23)	1:10.04 (23.81)	1:38.63 (52.40)
2:00.10 (21.47)	2:24.64 (46.01)	2:44.95 (20.31)	3:07.34 (42.70)
13 Stanford		3:08.37	3:07.62 q
1) Dudzinski, Ryan FR	2) r:0.34 Anderson, Matt FR	3) r:0.31 Liang, Andrew SO	4) r:0.25 Perry, Sam SO
r:+0.63 22.18	46.45 (46.45)	1:10.66 (24.21)	1:39.02 (52.57)
2:00.13 (21.11)	2:25.32 (46.30)	2:45.13 (19.81)	3:07.62 (42.30)
14 Arizona		3:08.20	3:07.72 q
1) Dobbs, Chatham FR	2) r:0.30 Bish, Blair FR	3) r:0.27 Richmond, Renny JR	4) r:0.21 Maudslien, Thane JR
r:+0.59 22.35	46.15 (46.15)	1:10.15 (24.00)	1:38.50 (52.35)
1:59.78 (21.28)	2:24.73 (46.23)	2:44.90 (20.17)	3:07.72 (42.99)
15 Ohio St		3:07.97	3:07.91 q
1) McHugh, Matt JR	2) r:0.23 Macdonald, DJ SR	3) r:0.07 Lim, Ching SO	4) r:0.18 Appleby, Andrew JR
r:+0.69 22.05	46.14 (46.14)	1:10.96 (24.82)	1:38.78 (52.64)
2:00.09 (21.31)	2:25.35 (46.57)	2:45.49 (20.14)	3:07.91 (42.56)
16 UNC		3:07.96	3:07.96 q
1) Graesser, Nic SR	2) r:0.22 Wohlrab, Kurt SR	3) r:0.23 Lewis, Sam SR	4) r:0.04 Heck, Logan SR
r:+0.55 22.07	46.00 (46.00)	1:10.53 (24.53)	1:39.06 (53.06)
2:00.01 (20.95)	2:24.71 (45.65)	2:45.12 (20.41)	3:07.96 (43.25)
17 Arizona St		3:08.78	3:08.25
1) Bohus, Richard JR	2) r:0.19 Lorenz, Christian SO	3) r:0.28 Duskinas, Tadas JR	4) r:0.21 Park, Patrick SO
r:+0.99 22.52	46.11 (46.11)	1:10.39 (24.28)	1:38.78 (52.67)
1:59.80 (21.02)	2:25.00 (46.22)	2:45.26 (20.26)	3:08.25 (43.25)
18 Virginia Tech		3:09.59	3:09.05
1) Owen, Robert JR	2) r:0.25 Fiala, Brandon JR	3) r:0.09 Benedict, Brent FR	4) r:0.16 Bureau, Lucas SR
r:+0.63 22.85	47.01 (47.01)	1:11.14 (24.13)	1:38.91 (51.90)
2:00.18 (21.27)	2:25.28 (46.37)	2:45.77 (20.49)	3:09.05 (43.77)
19 Wisconsin		3:09.61	3:09.75
1) Pinfold, Brett JR	2) r:0.19 Mandli, Jacob SR	3) r:0.33 Tran, Harrison JR	4) r:0.28 Clifton, Cannon JR
r:+0.64 22.88	47.36 (47.36)	1:12.07 (24.71)	1:40.81 (53.45)
2:02.01 (21.20)	2:27.38 (46.57)	2:47.67 (20.29)	3:09.75 (42.37)



2016 NCAA Division 1 Men's Swimming & Diving - 03/23/16 to 03/26/16

Results


Preliminaries ... (Event 7 Men 400 Yard Medley Relay)

Team	Relay	Seed Time	Prelim Time
20 Duke		3:09.20	3:09.97
1) Takabayashi, Kazumu JR	2) r:0.19 Kropp, Peter JR	3) r:0.24 Miller, Michael JR	4) r:0.25 Peek, James JR
r:+0.69 23.15	47.80 (47.80)	1:12.03 (24.23)	1:39.90 (52.10)
2:01.55 (21.65)	2:26.17 (46.27)	2:46.89 (20.72)	3:09.97 (43.80)
21 Iowa		3:07.83	3:10.06
1) Mende, Kenneth FR	2) r:0.31 Trussov, Roman SR	3) r:0.04 Twarowski, Jerzy SO	4) r:0.22 Smith, Jack FR
r:+0.62 22.71	47.10 (47.10)	1:11.23 (24.13)	1:39.95 (52.85)
2:01.13 (21.18)	2:26.76 (46.81)	2:47.26 (20.50)	3:10.06 (43.30)
22 Princeton		3:09.20	3:10.44
1) Hu-Van Wright, En-wei JR	2) r:0.09 D'Alessandro, Teo SR	3) r:0.24 Schafer, Ben SO	4) r:0.02 Bole, Sandy SR
r:+0.90 22.83	46.96 (46.96)	1:11.70 (24.74)	1:40.15 (53.19)
2:01.63 (21.48)	2:27.15 (47.00)	2:47.55 (20.40)	3:10.44 (43.29)
--- Minnesota		3:09.86	DQ
1) Turner, Daryl JR	2) r:0.19 McHugh, Conner SO	3) r:-0.05 Fair, Paul JR	4) r:0.22 Becker, Bowen FR
r:+0.65 22.49	47.47 (47.47)	1:12.09 (24.62)	1:40.55 (53.08)
2:01.20 (20.65)	2:26.88 (46.33)	2:47.12 (20.24)	DQ (43.35)
--- Southern Cali		3:07.14	DQ
1) Mulcare, Pat FR	2) r:-0.04 Vissering, Carsten FR	3) r:0.12 Valente, Alex FR	4) r:0.43 Tribuntsov, Ralf SO
r:+0.77 22.82	46.72 (46.72)	1:10.67 (23.95)	1:39.12 (52.40)
2:00.00 (20.88)	2:25.08 (45.96)	2:45.20 (20.12)	DQ (42.39)

Event 8 Men 400 Yard IM

NCAA:	3:34.50	N	03/28/14	Chase Kalisz	Georgia
American:	3:34.50	A	03/28/14	Chase Kalisz	Georgia
U. S. Open:	3:34.50	O	03/28/14	Chase Kalisz	Georgia
Championship:	3:34.50	C	03/28/14	Chase Kalisz	Georgia
Pool:	3:35.82	P	03/25/16	Josh Prenot	California-PC

Name	Yr	School	Prelim Time	Finals Time	Points
A - Final					
1 Prenot, Josh		SR California	3:39.10	3:35.82 P	20
r:+0.68 22.63		48.83 (26.20)	1:17.31 (28.48)	1:45.22 (27.91)	
2:14.26 (29.04)		2:43.35 (29.09)	3:09.84 (26.49)	3:35.82 (25.98)	
2 Licon, Will		JR Texas	3:39.83	3:37.40	17
r:+0.71 23.47		50.68 (27.21)	1:19.24 (28.56)	1:46.71 (27.47)	
2:16.65 (29.94)		2:46.33 (29.68)	3:12.53 (26.20)	3:37.40 (24.87)	
3 Litherland, Jay		SO Georgia	3:39.60	3:38.47	16
r:+0.78 23.87		51.04 (27.17)	1:18.77 (27.73)	1:46.55 (27.78)	
2:17.91 (31.36)		2:49.60 (31.69)	3:14.08 (24.48)	3:38.47 (24.39)	
4 Bentz, Gunnar		SO Georgia	3:40.75	3:38.59	15
r:+0.73 23.71		51.13 (27.42)	1:19.91 (28.78)	1:47.71 (27.80)	
2:18.48 (30.77)		2:48.85 (30.37)	3:14.52 (25.67)	3:38.59 (24.07)	
5 Seliskar, Andrew		FR California	3:39.51	3:39.06	14
r:+0.66 23.35		50.25 (26.90)	1:18.72 (28.47)	1:46.27 (27.55)	
2:16.81 (30.54)		2:47.38 (30.57)	3:13.60 (26.22)	3:39.06 (25.46)	
6 DeVine, Abraham		FR Stanford	3:40.06	3:42.02	13
r:+0.83 23.54		50.10 (26.56)	1:18.45 (28.35)	1:46.68 (28.23)	
2:17.77 (31.09)		2:50.11 (32.34)	3:16.51 (26.40)	3:42.02 (25.51)	



2016 NCAA Division 1 Men's Swimming & Diving - 03/23/16 to 03/26/16

Results

A - Final ... (Event 8 Men 400 Yard IM)

Name	Yr	School	Prelim Time	Finals Time	Points
7 McHugh, Sam	SO	Tennessee	3:41.35	3:42.38	12
r:+0.67 23.89		51.02 (27.13)	1:19.95 (28.93)	1:48.11 (28.16)	
2:19.46 (31.35)		2:51.37 (31.91)	3:17.57 (26.20)	3:42.38 (24.81)	
8 Tesone, Nolan	SR	Louisville	3:41.42	3:43.28	11
r:+0.70 24.25		51.59 (27.34)	1:19.25 (27.66)	1:46.65 (27.40)	
2:18.82 (32.17)		2:50.87 (32.05)	3:17.58 (26.71)	3:43.28 (25.70)	

B - Final

9 Szaranek, Mark	SO	Florida	3:41.84	3:39.28	9
r:+0.68 23.06		50.17 (27.11)	1:17.88 (27.71)	1:45.30 (27.42)	
2:15.87 (30.57)		2:47.11 (31.24)	3:13.56 (26.45)	3:39.28 (25.72)	
10 Roberts, Jonathan	SO	Texas	3:43.11	3:41.77	7
r:+0.73 23.24		50.23 (26.99)	1:18.58 (28.35)	1:46.38 (27.80)	
2:18.86 (32.48)		2:51.68 (32.82)	3:17.67 (25.99)	3:41.77 (24.10)	
11 Patching, Joe	JR	Auburn	3:42.75	3:41.79	6
r:+0.66 23.79		50.10 (26.31)	1:17.55 (27.45)	1:44.96 (27.41)	
2:17.26 (32.30)		2:49.90 (32.64)	3:16.64 (26.74)	3:41.79 (25.15)	
12 Harty, Ryan	FR	Texas	3:42.84	3:42.73	5
r:+0.68 23.26		50.73 (27.47)	1:19.04 (28.31)	1:47.13 (28.09)	
2:18.75 (31.62)		2:51.71 (32.96)	3:17.59 (25.88)	3:42.73 (25.14)	
13 Ogren, Curtis	SO	Stanford	3:42.75	3:42.85	4
r:+0.69 23.57		50.74 (27.17)	1:18.96 (28.22)	1:46.33 (27.37)	
2:17.31 (30.98)		2:49.25 (31.94)	3:16.56 (27.31)	3:42.85 (26.29)	
14 Owen, Robert	JR	Virginia Tech	3:41.46	3:43.10	3
r:+0.78 23.48		50.53 (27.05)	1:18.65 (28.12)	1:45.83 (27.18)	
2:18.15 (32.32)		2:50.95 (32.80)	3:18.01 (27.06)	3:43.10 (25.09)	
15 Mulcare, Pat	FR	Southern Cali	3:42.87	3:43.32	2
r:+0.65 23.55		51.18 (27.63)	1:19.14 (27.96)	1:46.60 (27.46)	
2:18.60 (32.00)		2:51.19 (32.59)	3:17.64 (26.45)	3:43.32 (25.68)	
16 Peribonio, Tom	SO	South Carolina	3:43.20	3:43.95	1
r:+0.64 23.99		51.77 (27.78)	1:20.45 (28.68)	1:48.79 (28.34)	
2:20.12 (31.33)		2:52.29 (32.17)	3:18.91 (26.62)	3:43.95 (25.04)	

Event 8 Men 400 Yard IM

NCAA:	3:34.50	N	03/28/14	Chase Kalisz	Georgia
American:	3:34.50	A	03/28/14	Chase Kalisz	Georgia
U. S. Open:	3:34.50	O	03/28/14	Chase Kalisz	Georgia
Championship:	3:34.50	C	03/28/14	Chase Kalisz	Georgia
Pool:	3:35.82	P	03/25/16	Josh Prenot	California-PC

Name	Yr	School	Seed Time	Prelim Time	
Preliminaries					
1 Prenot, Josh	SR	California	3:39.94	3:39.10	q
r:+0.72 23.11		49.81 (26.70)	1:18.71 (28.90)	1:46.72 (28.01)	
2:15.93 (29.21)		2:45.72 (29.79)	3:13.57 (27.85)	3:39.10 (25.53)	
2 Seliskar, Andrew	FR	California	3:39.78	3:39.51	q
r:+0.67 23.30		50.41 (27.11)	1:18.66 (28.25)	1:46.28 (27.62)	
2:16.21 (29.93)		2:46.51 (30.30)	3:13.53 (27.02)	3:39.51 (25.98)	




2016 NCAA Division 1 Men's Swimming & Diving - 03/23/16 to 03/26/16

Results

Preliminaries ... (Event 8 Men 400 Yard IM)

Name	Yr	School	Seed Time	Prelim Time	
3 Litherland, Jay	SO	Georgia	3:38.68	3:39.60	q
r:+0.74 23.92	51.03 (27.11)	1:18.81 (27.78)	1:46.38 (27.57)		
2:17.39 (31.01)	2:48.83 (31.44)	3:14.41 (25.58)	3:39.60 (25.19)		
4 Licon, Will	JR	Texas	3:42.98	3:39.83	q
r:+0.71 23.82	50.99 (27.17)	1:19.37 (28.38)	1:48.43 (29.06)		
2:18.28 (29.85)	2:48.68 (30.40)	3:15.12 (26.44)	3:39.83 (24.71)		
5 DeVine, Abraham	FR	Stanford	3:40.20	3:40.06	q
r:+0.70 23.24	49.94 (26.70)	1:18.16 (28.22)	1:45.76 (27.60)		
2:17.05 (31.29)	2:48.74 (31.69)	3:15.18 (26.44)	3:40.06 (24.88)		
6 Bentz, Gunnar	SO	Georgia	3:39.61	3:40.75	q
r:+0.73 23.77	50.55 (26.78)	1:19.50 (28.95)	1:47.14 (27.64)		
2:17.67 (30.53)	2:48.78 (31.11)	3:15.48 (26.70)	3:40.75 (25.27)		
7 McHugh, Sam	SO	Tennessee	3:44.27	3:41.35	q
r:+0.64 23.67	50.67 (27.00)	1:19.37 (28.70)	1:48.24 (28.87)		
2:18.57 (30.33)	2:50.12 (31.55)	3:16.18 (26.06)	3:41.35 (25.17)		
8 Tesone, Nolan	SR	Louisville	3:41.41	3:41.42	q
r:+0.69 23.79	51.20 (27.41)	1:19.20 (28.00)	1:46.17 (26.97)		
2:17.17 (31.00)	2:48.55 (31.38)	3:15.65 (27.10)	3:41.42 (25.77)		
9 Owen, Robert	JR	Virginia Tech	3:41.08	3:41.46	q
r:+0.74 23.73	51.03 (27.30)	1:19.01 (27.98)	1:46.49 (27.48)		
2:18.33 (31.84)	2:50.28 (31.95)	3:16.47 (26.19)	3:41.46 (24.99)		
10 Szaranek, Mark	SO	Florida	3:41.88	3:41.84	q
r:+0.67 23.16	50.00 (26.84)	1:17.87 (27.87)	1:45.37 (27.50)		
2:16.32 (30.95)	2:48.33 (32.01)	3:15.11 (26.78)	3:41.84 (26.73)		
*11 Patching, Joe	JR	Auburn	3:42.71	3:42.75	q
r:+0.67 22.73	49.57 (26.84)	1:17.05 (27.48)	1:44.43 (27.38)		
2:16.56 (32.13)	2:49.42 (32.86)	3:16.66 (27.24)	3:42.75 (26.09)		
*11 Ogren, Curtis	SO	Stanford	3:40.79	3:42.75	q
r:+0.69 23.70	50.64 (26.94)	1:18.71 (28.07)	1:46.00 (27.29)		
2:17.29 (31.29)	2:48.92 (31.63)	3:16.26 (27.34)	3:42.75 (26.49)		
13 Harty, Ryan	FR	Texas	3:44.93	3:42.84	q
r:+0.72 23.41	50.09 (26.68)	1:18.31 (28.22)	1:46.31 (28.00)		
2:18.74 (32.43)	2:51.27 (32.53)	3:17.79 (26.52)	3:42.84 (25.05)		
14 Mulcare, Pat	FR	Southern Cali	3:43.35	3:42.87	q
r:+0.65 24.21	50.81 (26.60)	1:18.69 (27.88)	1:46.11 (27.42)		
2:18.10 (31.99)	2:50.47 (32.37)	3:17.06 (26.59)	3:42.87 (25.81)		
15 Roberts, Jonathan	SO	Texas	3:41.54	3:43.11	q
r:+0.66 23.27	49.96 (26.69)	1:17.70 (27.74)	1:45.47 (27.77)		
2:18.39 (32.92)	2:51.42 (33.03)	3:18.36 (26.94)	3:43.11 (24.75)		
16 Peribonio, Tom	SO	South Carolina	3:45.26	3:43.20	q
r:+0.64 24.11	51.66 (27.55)	1:20.05 (28.39)	1:48.44 (28.39)		
2:19.88 (31.44)	2:51.60 (31.72)	3:18.11 (26.51)	3:43.20 (25.09)		
17 McCurdy, Christian	SR	NC State	3:44.06	3:43.36	
r:+0.74 23.53	50.48 (26.95)	1:19.01 (28.53)	1:46.57 (27.56)		
2:18.06 (31.49)	2:50.52 (32.46)	3:17.60 (27.08)	3:43.36 (25.76)		



2016 NCAA Division 1 Men's Swimming & Diving - 03/23/16 to 03/26/16

Results

Preliminaries ... (Event 8 Men 400 Yard IM)

Name	Yr	School	Seed Time	Prelim Time
18 Maly, Jakob	JR	Minnesota	3:42.79	3:43.54
	r:+0.74	23.87	51.15 (27.28)	1:20.05 (28.90)
	2:19.07	(31.49)	2:50.57 (31.50)	3:17.91 (27.34)
			3:43.54 (25.63)	
19 Green, Connor	SO	California	3:43.37	3:43.56
	r:+0.66	23.88	50.80 (26.92)	1:18.19 (27.39)
	2:17.05	(31.82)	2:49.75 (32.70)	3:16.97 (27.22)
			3:43.56 (26.59)	
20 Thorne, Nick	SO	Arizona	3:44.48	3:44.07
	r:+0.78	23.38	50.47 (27.09)	1:19.65 (29.18)
	2:19.45	(31.98)	2:51.81 (32.36)	3:18.55 (26.74)
			3:44.07 (25.52)	
21 Williamson, Max	JR	Stanford	3:43.27	3:44.30
	r:+0.77	24.01	51.73 (27.72)	1:19.82 (28.09)
	2:19.77	(30.74)	2:51.83 (32.06)	3:18.28 (26.45)
			3:44.30 (26.02)	
22 Snyder, Austin	SR	NC State	3:44.39	3:45.34
	r:+0.72	24.00	51.58 (27.58)	1:20.52 (28.94)
	2:20.57	(32.04)	2:52.78 (32.21)	3:19.45 (26.67)
			3:45.34 (25.89)	
23 Balogh, Brennan	FR	Florida	3:44.96	3:46.14
	r:+0.62	23.90	50.96 (27.06)	1:18.53 (27.57)
	2:18.55	(32.78)	2:52.37 (33.82)	3:19.33 (26.96)
			3:46.14 (26.81)	
24 Lebed, Alex	FR	Florida	3:44.69	3:46.56
	r:+0.66	24.96	52.47 (27.51)	1:21.20 (28.73)
	2:21.31	(31.61)	2:53.36 (32.05)	3:20.40 (27.04)
			3:46.56 (26.16)	
25 Martens, John	SR	Texas	3:45.13	3:47.27
	r:+0.69	23.87	50.74 (26.87)	1:20.12 (29.38)
	2:21.24	(31.73)	2:53.62 (32.38)	3:21.16 (27.54)
			3:47.27 (26.11)	
26 Stewart, Sam	FR	Auburn	3:45.33	3:47.72
	r:+0.66	24.56	51.40 (26.84)	1:20.59 (29.19)
	2:20.89	(31.54)	2:53.88 (32.99)	3:21.20 (27.32)
			3:47.72 (26.52)	
27 Peterson, Alex	SO	Penn	3:47.81	3:48.15
	r:+0.68	24.13	51.84 (27.71)	1:21.32 (29.48)
	2:22.46	(32.51)	2:55.83 (33.37)	3:22.92 (27.09)
			3:48.15 (25.23)	
28 Hyogo, Kei	SO	Yale	3:46.97	3:48.19
	r:+0.69	24.35	52.11 (27.76)	1:21.42 (29.31)
	2:22.43	(32.00)	2:55.63 (33.20)	3:22.75 (27.12)
			3:48.19 (25.44)	
29 Litherland, Mick	SO	Georgia	3:48.90	3:48.27
	r:+0.72	23.82	50.61 (26.79)	1:20.89 (30.28)
	2:23.32	(33.63)	2:56.94 (33.62)	3:23.67 (26.73)
			3:48.27 (24.60)	
30 Okubo, Corey	SO	Princeton	3:44.59	3:49.05
	r:+0.58	23.89	51.04 (27.15)	1:19.38 (28.34)
	2:20.97	(33.61)	2:53.79 (32.82)	3:21.81 (28.02)
			3:49.05 (27.24)	
31 Rainey, Ian	SO	Michigan	3:45.61	3:49.92
	r:+0.70	24.03	51.72 (27.69)	1:20.87 (29.15)
	2:22.50	(32.49)	2:55.89 (33.39)	3:23.35 (27.46)
			3:49.92 (26.57)	
32 Andrew, Mark	FR	Penn	3:43.53	3:50.16
	r:+0.77	24.23	52.43 (28.20)	1:22.20 (29.77)
	2:22.40	(31.26)	2:55.46 (33.06)	3:23.32 (27.86)
			3:50.16 (26.84)	



2016 NCAA Division 1 Men's Swimming & Diving - 03/23/16 to 03/26/16

Results

Preliminaries ... (Event 8 Men 400 Yard IM)

Name	Yr	School	Seed Time	Prelim Time
33 Campbell, Henry	SO	UNC	3:47.55	3:50.70
r:+0.65 24.10		51.87 (27.77)	1:21.06 (29.19)	1:49.80 (28.74)
2:23.16 (33.36)		2:57.51 (34.35)	3:24.41 (26.90)	3:50.70 (26.29)
34 Fowler, Ty	JR	Arizona	3:54.22	3:56.53
r:+0.60 25.44		53.33 (27.89)	1:24.42 (31.09)	1:54.18 (29.76)
2:29.08 (34.90)		3:04.27 (35.19)	3:31.00 (26.73)	3:56.53 (25.53)
--- Thomson, Danny	SR	Stanford	3:44.73	DFS
Declared false start - Misc				

Event 9 Men 100 Yard Butterfly

NCAA:	44.01	N	03/25/16	Joseph Schooling	Texas-ST
American:	44.18	A	03/27/09	Austin Staab	Stanford
U. S. Open:	44.01	O	03/25/16	Joseph Schooling	Texas-ST
Championship:	44.01	C	03/25/16	Joseph Schooling	Texas-ST
Pool:	44.01	P	03/25/16	Joseph Schooling	Texas-ST

Name	Yr	School	Prelim Time	Finals Time	Points
A - Final					
1 Schooling, Joseph	SO	Texas	44.68	44.01 N	20
r:+0.61 20.46		44.01 (23.55)			
2 Dressel, Caeleb	SO	Florida	45.00	44.40	17
r:+0.64 20.82		44.40 (23.58)			
3 Conger, Jack	JR	Texas	45.55	44.87	16
r:+0.66 21.38		44.87 (23.49)			
4 Sikatzki, Philipp	JR	Cleveland St	45.65	45.37	15
r:+0.70 21.04		45.37 (24.33)			
5 Kaliszak, Lucas	SO	Alabama	45.18	45.49	14
r:+0.64 20.98		45.49 (24.51)			
6 McHugh, Matt	JR	Ohio St	45.35	45.64	13
r:+0.66 21.06		45.64 (24.58)			
7 Bosch, Dylan	SR	Michigan	45.64	45.88	12
r:+0.69 21.59		45.88 (24.29)			
8 Clark, Pace	JR	Georgia	45.66	46.26	11
r:+0.60 21.61		46.26 (24.65)			
B - Final					
9 Glass, Will	JR	Texas	45.93	45.93	9
r:+0.70 21.31		45.93 (24.62)			
10 Lynch, Justin	SO	California	46.18	45.94	7
r:+0.64 21.67		45.94 (24.27)			
11 Lanza, Vinicius	FR	Indiana	46.01	45.98	6
r:+0.70 21.60		45.98 (24.38)			
12 Rysemus, Logan	JR	LSU	45.83	46.03	5
r:+0.68 21.36		46.03 (24.67)			
13 Coutinho, Pedro	SR	Louisville	45.91	46.21	4
r:+0.63 21.53		46.21 (24.68)			
14 Sansoucie, Andrew	JR	Missouri	45.86	46.30	3
r:+0.62 21.49		46.30 (24.81)			



2016 NCAA Division 1 Men's Swimming & Diving - 03/23/16 to 03/26/16

Results

B - Final ... (Event 9 Men 100 Yard Butterfly)

Name	Yr	School	Prelim Time	Finals Time	Points
15 Murray, John	SR	Texas	46.16	46.31	2
	r:+0.63	21.56	46.31 (24.75)		
16 Lewis, Sam	SR	UNC	46.01	46.45	1
	r:+0.60	21.40	46.45 (25.05)		

Event 9 Men 100 Yard Butterfly

NCAA:	44.01	N	03/25/16	Joseph Schooling	Texas-ST
American:	44.18	A	03/27/09	Austin Staab	Stanford
U. S. Open:	44.01	O	03/25/16	Joseph Schooling	Texas-ST
Championship:	44.01	C	03/25/16	Joseph Schooling	Texas-ST
Pool:	44.01	P	03/25/16	Joseph Schooling	Texas-ST

Name	Yr	School	Seed Time	Prelim Time	
Preliminaries					
1 Schooling, Joseph	SO	Texas	44.62	44.68	q
	r:+0.63	21.14	44.68 (23.54)		
2 Dressel, Caeleb	SO	Florida	44.80	45.00	q
	r:+0.64	20.99	45.00 (24.01)		
3 Kaliszak, Lucas	SO	Alabama	46.34	45.18	q
	r:+0.64	20.95	45.18 (24.23)		
4 McHugh, Matt	JR	Ohio St	45.46	45.35	q
	r:+0.66	20.97	45.35 (24.38)		
5 Conger, Jack	JR	Texas	45.19	45.55	q
	r:+0.71	21.44	45.55 (24.11)		
6 Bosch, Dylan	SR	Michigan	47.62	45.64	q
	r:+0.67	21.43	45.64 (24.21)		
7 Sikatzki, Philipp	JR	Cleveland St	45.90	45.65	q
	r:+0.69	21.21	45.65 (24.44)		
8 Clark, Pace	JR	Georgia	46.10	45.66	q
	r:+0.61	21.43	45.66 (24.23)		
9 Rysemus, Logan	JR	LSU	45.59	45.83	q
	r:+0.64	21.25	45.83 (24.58)		
10 Sansoucie, Andrew	JR	Missouri	46.10	45.86	q
	r:+0.62	21.46	45.86 (24.40)		
11 Coutinho, Pedro	SR	Louisville	46.02	45.91	q
	r:+0.66	22.33	45.91 (23.58)		
12 Glass, Will	JR	Texas	46.01	45.93	q
	r:+0.67	21.28	45.93 (24.65)		
13 Gutierrez, Long	JR	California	45.80	45.99	q
	r:+0.66	21.40	45.99 (24.59)		
*14 Lanza, Vinicius	FR	Indiana	45.64	46.01	q
	r:+0.68	21.64	46.01 (24.37)		
*14 Lewis, Sam	SR	UNC	45.77	46.01	q
	r:+0.57	21.62	46.01 (24.39)		
16 Murray, John	SR	Texas	46.24	46.16	q
	r:+0.62	21.57	46.16 (24.59)		



2016 NCAA Division 1 Men's Swimming & Diving - 03/23/16 to 03/26/16

Results

Preliminaries ... (Event 9 Men 100 Yard Butterfly)

Name	Yr	School	Seed Time	Prelim Time
17 Lynch, Justin	SO	California	45.62	46.18
r:+0.66 21.31		46.18 (24.87)		
18 Mendes, Arthur	SR	Auburn	45.72	46.18
r:+0.62 21.53		46.18 (24.65)		
*19 Lile, Nathan	SR	Gardner-Webb	46.52	46.26
r:+0.67 21.66		46.26 (24.60)		
*19 Ringgold, Brett	SO	Texas	46.47	46.26
r:+0.74 21.39		46.26 (24.87)		
21 Tribuntsov, Ralf	SO	Southern Cali	47.69	46.27
r:+0.72 21.57		46.27 (24.70)		
*22 Richmond, Renny	JR	Arizona	46.11	46.49
r:+0.65 21.93		46.49 (24.56)		
*22 Stewart, Ty	SR	Georgia	46.80	46.49
r:+0.64 21.55		46.49 (24.94)		
24 Duskinas, Tadas	JR	Arizona St	46.13	46.50
r:+0.66 21.38		46.50 (25.12)		
25 Valente, Alex	FR	Southern Cali	46.05	46.53
r:+0.62 21.55		46.53 (24.98)		
26 Ellis, Matt	SR	Texas	46.33	46.71
r:+0.72 22.02		46.71 (24.69)		
*27 Irwin, Max	JR	Indiana	47.24	46.79
r:+0.70 21.65		46.79 (25.14)		
*27 Liang, Andrew	SO	Stanford	46.39	46.79
r:+0.58 21.98		46.79 (24.81)		
29 Szabo, Norbert	FR	Virginia Tech	47.81	46.80
r:+0.65 21.64		46.80 (25.16)		
30 Martinez, Luis	SO	Auburn	45.96	46.83
r:+0.67 21.78		46.83 (25.05)		
31 Linge, Alex	SR	LSU	46.36	46.90
r:+0.69 21.57		46.90 (25.33)		
32 White, Evan	SO	Michigan	46.59	46.94
r:+0.65 22.19		46.94 (24.75)		
33 Harting, Zach	FR	Louisville	47.76	46.98
r:+0.65 21.98		46.98 (25.00)		
34 Bams, Laurent	SO	Alabama	46.92	47.02
r:+0.68 21.75		47.02 (25.27)		
35 Whitaker, Aaron	SO	Michigan	46.06	47.05
r:+0.71 21.71		47.05 (25.34)		
36 Hammoud, Youssef	SR	Georgia Tech	46.62	47.17
r:+0.70 21.63		47.17 (25.54)		
37 Fong, Zachary	FR	Virginia	47.42	47.19
r:+0.65 21.91		47.19 (25.28)		
38 Walsh, Brett	SR	Alabama	46.44	47.20
r:+0.66 21.82		47.20 (25.38)		
39 Yoder, Jimmy	JR	Stanford	48.28	47.21
r:+0.66 22.08		47.21 (25.13)		



2016 NCAA Division 1 Men's Swimming & Diving - 03/23/16 to 03/26/16

Results

Preliminaries ... (Event 9 Men 100 Yard Butterfly)

Name	Yr	School	Seed Time	Prelim Time
40 Holter, Maxwell	FR	Texas	47.36	47.24
	r:+0.76	22.40	47.24 (24.84)	
41 Plaschka, Justin	SO	Notre Dame	46.37	47.26
	r:+0.60	21.97	47.26 (25.29)	
42 Park, Patrick	SO	Arizona St	46.83	47.29
	r:+0.69	21.75	47.29 (25.54)	
43 Mathews, Reed	SR	Old Dominion	46.61	47.38
	r:+0.72	22.00	47.38 (25.38)	
44 Wright, Justin	SO	Arizona	47.51	47.51
	r:+0.61	22.98	47.51 (24.53)	
45 Brooks, Powell	SO	Georgia	47.98	47.68
	r:+0.76	22.43	47.68 (25.25)	
46 Higgins, Kyle	JR	Kentucky	47.63	47.95
	r:+0.67	22.22	47.95 (25.73)	
47 Virva, Dillon	SR	UNLV	47.24	48.59
	r:+0.67	21.99	48.59 (26.60)	
--- Jackson, Tate	FR	Texas	46.94	DFS
Declared false start				
--- Dale, Taylor	JR	Georgia	46.76	DFS
Declared false start				
--- Blyzinskyj, Jack	JR	Florida	46.68	DFS
Declared false start				
--- Colley, Ben	SR	UNC	46.87	DFS
Declared false start				

Event 10 Men 200 Yard Freestyle

NCAA:	1:30.46	N	03/25/16	Townley Haas	Texas-ST
American:	1:30.46	A	03/25/16	Townley Haas	Texas-ST
U. S. Open:	1:30.46	O	03/25/16	Townley Haas	Texas-ST
Championship:	1:30.46	C	03/25/16	Townley Haas	Texas-ST
Pool:	1:30.46	P	03/25/16	Townley Haas	Texas-ST

Name	Yr	School	Prelim Time	Finals Time	Points
A - Final					
1 Haas, Townley	FR	Texas	1:32.45	1:30.46N	20
	r:+0.74	20.90	43.61 (22.71)	1:06.92 (23.31)	1:30.46 (23.54)
2 Koski, Matias	SR	Georgia	1:32.21	1:31.54	17
	r:+0.68	21.41	44.46 (23.05)	1:08.15 (23.69)	1:31.54 (23.39)
3 Bilis, Simonas	SR	NC State	1:32.77	1:32.10	16
	r:+0.69	21.07	44.73 (23.66)	1:08.01 (23.28)	1:32.10 (24.09)
4 Switkowski, Jan	SO	Florida	1:32.99	1:32.14	15
	r:+0.67	21.71	45.07 (23.36)	1:08.42 (23.35)	1:32.14 (23.72)
5 Malone, Reed	JR	Southern Cali	1:33.18	1:32.54	14
	r:+0.71	21.68	45.15 (23.47)	1:08.81 (23.66)	1:32.54 (23.73)
6 D'Arrigo, Mitch	JR	Florida	1:32.62	1:32.67	13
	r:+0.65	22.06	45.48 (23.42)	1:09.07 (23.59)	1:32.67 (23.60)



2016 NCAA Division 1 Men's Swimming & Diving - 03/23/16 to 03/26/16

Results

A - Final ... (Event 10 Men 200 Yard Freestyle)

Name	Yr	School	Prelim Time	Finals Time	Points
7 Williams, Trent	SR	California	1:32.98	1:32.80	12
r:+0.63 21.71		45.06 (23.35)	1:08.92 (23.86)	1:32.80 (23.88)	
8 Pieroni, Blake	SO	Indiana	1:33.08	1:33.24	11
r:+0.66 21.59		45.46 (23.87)	1:09.47 (24.01)	1:33.24 (23.77)	

B - Final

9 Held, Ryan	SO	NC State	1:33.27	1:32.41	9
r:+0.67 21.45		45.07 (23.62)	1:08.86 (23.79)	1:32.41 (23.55)	
10 Dahl, Soeren	JR	NC State	1:33.36	1:33.20	7
r:+0.76 21.87		45.85 (23.98)	1:09.38 (23.53)	1:33.20 (23.82)	
11 Nielsen, Anders	SR	Michigan	1:33.64	1:33.22	6
r:+0.69 21.42		44.58 (23.16)	1:08.33 (23.75)	1:33.22 (24.89)	
12 Gutierrez, Long	JR	California	1:33.93	1:33.55	5
r:+0.68 21.83		45.51 (23.68)	1:09.70 (24.19)	1:33.55 (23.85)	
13 Morris, Hugo	SO	Auburn	1:33.86	1:33.71	4
r:+0.67 21.92		45.57 (23.65)	1:09.74 (24.17)	1:33.71 (23.97)	
14 Werner, Pawel	SR	Florida	1:33.77	1:33.77	3
r:+0.69 21.87		45.72 (23.85)	1:09.64 (23.92)	1:33.77 (24.13)	
15 Pinfeld, Brett	JR	Wisconsin	1:34.22	1:33.79	2
r:+0.70 22.20		46.04 (23.84)	1:10.02 (23.98)	1:33.79 (23.77)	
16 Carroll, Trevor	JR	Louisville	1:34.23	1:34.77	1
r:+0.70 22.05		45.99 (23.94)	1:10.07 (24.08)	1:34.77 (24.70)	

Event 10 Men 200 Yard Freestyle

NCAA:	1:30.46	N	03/25/16	Townley Haas	Texas-ST
American:	1:30.46	A	03/25/16	Townley Haas	Texas-ST
U. S. Open:	1:30.46	O	03/25/16	Townley Haas	Texas-ST
Championship:	1:30.46	C	03/25/16	Townley Haas	Texas-ST
Pool:	1:30.46	P	03/25/16	Townley Haas	Texas-ST

Name	Yr	School	Seed Time	Prelim Time	
Preliminaries					
1 Koski, Matias	SR	Georgia	1:33.07	1:32.21	q
r:+0.73 21.52		44.79 (23.27)	1:08.67 (23.88)	1:32.21 (23.54)	
2 Haas, Townley	FR	Texas	1:33.19	1:32.45	q
r:+0.74					
3 D'Arrigo, Mitch	JR	Florida	1:34.26	1:32.62	q
r:+0.63 21.90		45.20 (23.30)	1:08.73 (23.53)	1:32.62 (23.89)	
4 Bilis, Simonas	SR	NC State	1:32.46	1:32.77	q
r:+0.67 21.26		45.25 (23.99)	1:08.74 (23.49)	1:32.77 (24.03)	
5 Williams, Trent	SR	California	1:34.11	1:32.98	q
r:+0.65 21.66		44.80 (23.14)	1:08.42 (23.62)	1:32.98 (24.56)	
6 Switkowski, Jan	SO	Florida	1:34.81	1:32.99	q
r:+0.68 21.88		45.31 (23.43)	1:08.91 (23.60)	1:32.99 (24.08)	
7 Pieroni, Blake	SO	Indiana	1:32.33	1:33.08	q
r:+0.68 21.75		45.48 (23.73)	1:09.20 (23.72)	1:33.08 (23.88)	
8 Malone, Reed	JR	Southern Cali	1:33.08	1:33.18	q
22.04		45.79 (23.75)	1:09.48 (23.69)	1:33.18 (23.70)	



2016 NCAA Division 1 Men's Swimming & Diving - 03/23/16 to 03/26/16

Results

Preliminaries ... (Event 10 Men 200 Yard Freestyle)

Name	Yr	School	Seed Time	Prelim Time	
9 Held, Ryan	SO	NC State	1:32.97	1:33.27	q
r:+0.65 22.09		46.07 (23.98) 1:09.71 (23.64)	1:33.27 (23.56)		
10 Dahl, Soeren	JR	NC State	1:32.88	1:33.36	q
r:+0.77 22.06		45.87 (23.81) 1:09.55 (23.68)	1:33.36 (23.81)		
11 Nielsen, Anders	SR	Michigan	1:32.36	1:33.64	q
r:+0.70 22.08		45.86 (23.78) 1:09.55 (23.69)	1:33.64 (24.09)		
12 Werner, Pawel	SR	Florida	1:33.82	1:33.77	q
r:+0.69 22.20		46.11 (23.91) 1:09.86 (23.75)	1:33.77 (23.91)		
13 Morris, Hugo	SO	Auburn	1:33.65	1:33.86	q
r:+0.66 22.02		45.63 (23.61) 1:09.69 (24.06)	1:33.86 (24.17)		
14 Gutierrez, Long	JR	California	1:33.10	1:33.93	q
r:+0.68 22.23		46.21 (23.98) 1:10.26 (24.05)	1:33.93 (23.67)		
15 Pinfold, Brett	JR	Wisconsin	1:34.67	1:34.22	q
r:+0.70 22.13		46.01 (23.88) 1:09.94 (23.93)	1:34.22 (24.28)		
16 Carroll, Trevor	JR	Louisville	1:33.52	1:34.23	q
r:+0.71 21.97		46.13 (24.16) 1:10.09 (23.96)	1:34.23 (24.14)		
17 Clifton, Cannon	JR	Wisconsin	1:35.40	1:34.23	
r:+0.70 22.10		46.03 (23.93) 1:09.89 (23.86)	1:34.23 (24.34)		
18 Tavcar, Anze	JR	Indiana	1:33.72	1:34.40	
r:+0.76 22.35		46.71 (24.36) 1:10.56 (23.85)	1:34.40 (23.84)		
19 Mangan, Jack	JR	Michigan	1:34.21	1:34.41	
r:+0.64 22.16		46.25 (24.09) 1:10.27 (24.02)	1:34.41 (24.14)		
20 Apple, Zach	FR	Auburn	1:36.92	1:34.63	
r:+0.71 22.05		45.94 (23.89) 1:10.12 (24.18)	1:34.63 (24.51)		
21 Lindenbauer, Matthias	JR	Louisville	1:34.01	1:34.77	
r:+0.66 22.22		46.03 (23.81) 1:10.21 (24.18)	1:34.77 (24.56)		
22 Henry, Andrew	SR	Eastern Mich	1:34.20	1:34.87	
r:+0.68 21.98		45.79 (23.81) 1:10.12 (24.33)	1:34.87 (24.75)		
23 Main, Corey	SR	Florida	1:35.66	1:34.90	
r:+0.63 22.45		46.78 (24.33) 1:10.82 (24.04)	1:34.90 (24.08)		
24 Griffin, Carter	JR	Missouri	1:34.48	1:35.19	
r:+0.70 22.31		45.92 (23.61) 1:10.29 (24.37)	1:35.19 (24.90)		
25 Maudslien, Thane	JR	Arizona	1:35.44	1:35.21	
r:+0.64 22.46		46.99 (24.53) 1:11.20 (24.21)	1:35.21 (24.01)		
26 Coan, Kyle	SO	California	1:34.63	1:35.26	
r:+0.66 21.65		45.48 (23.83) 1:09.80 (24.32)	1:35.26 (25.46)		
27 Schreuders, Mikel	FR	Missouri	1:34.35	1:35.27	
r:+0.74 22.42		46.24 (23.82) 1:10.32 (24.08)	1:35.27 (24.95)		
*28 Umbach, Gray	SR	Stanford	1:33.94	1:35.36	
r:+0.71 22.08		45.72 (23.64) 1:10.01 (24.29)	1:35.36 (25.35)		
*28 Manganiello, Austin	SR	Florida	1:37.38	1:35.36	
r:+0.63 21.84		45.55 (23.71) 1:10.07 (24.52)	1:35.36 (25.29)		
30 Kiraly, Bence	SR	Univ of Utah	1:34.65	1:35.45	
r:+0.74 22.56		46.57 (24.01) 1:10.99 (24.42)	1:35.45 (24.46)		
31 Litherland, Kevin	SO	Georgia	1:35.95	1:35.51	
r:+0.65 22.48		46.45 (23.97) 1:10.80 (24.35)	1:35.51 (24.71)		



2016 NCAA Division 1 Men's Swimming & Diving - 03/23/16 to 03/26/16

Results

Preliminaries ... (Event 10 Men 200 Yard Freestyle)

Name	Yr	School	Seed Time	Prelim Time
32 Powell, Garrett	SR	Georgia	1:36.61	1:35.65
r:+0.68 22.43	46.44 (24.01)	1:11.05 (24.61)	1:35.65 (24.60)	
33 Samouilich, Yuri	JR	Hawaii	1:34.67	1:35.89
r:+0.76 21.90	46.22 (24.32)	1:10.94 (24.72)	1:35.89 (24.95)	
34 Bureau, Lucas	SR	Virginia Tech	1:34.46	1:36.01
r:+0.66 21.51	45.46 (23.95)	1:10.07 (24.61)	1:36.01 (25.94)	
35 D'Alessandro, Teo	SR	Princeton	1:36.56	1:36.03
r:+0.69 22.53	46.74 (24.21)	1:11.27 (24.53)	1:36.03 (24.76)	
36 Hutchins, Matthew	JR	Wisconsin	1:35.77	1:36.21
r:+0.73 22.40	46.49 (24.09)	1:11.01 (24.52)	1:36.21 (25.20)	
37 Hillmer, Steffen	JR	Ohio St	1:34.70	1:36.60
r:+0.71 22.45	46.78 (24.33)	1:11.56 (24.78)	1:36.60 (25.04)	
38 Burns, Janardana	JR	California	1:37.62	1:36.61
r:+0.74 22.82	47.14 (24.32)	1:11.84 (24.70)	1:36.61 (24.77)	
39 Lawless, Ben	SO	Florida	1:37.79	1:36.71
r:+0.74 22.79	47.15 (24.36)	1:11.82 (24.67)	1:36.71 (24.89)	
40 Schultz, Eric	SR	Penn	1:35.22	1:37.00
r:+0.68 21.67	46.01 (24.34)	1:11.32 (25.31)	1:37.00 (25.68)	
41 Kao, Ryan	SO	California	1:36.25	1:37.08
r:+0.69 22.86	47.42 (24.56)	1:12.15 (24.73)	1:37.08 (24.93)	
42 Duvall, Thomas	SR	U S Navy	1:35.20	1:37.26
r:+0.76 22.89	47.52 (24.63)	1:12.55 (25.03)	1:37.26 (24.71)	
43 Seal, Brayden	SO	Ohio St	1:35.92	1:38.39
r:+0.76 22.87	47.69 (24.82)	1:12.95 (25.26)	1:38.39 (25.44)	
44 Brumm, Pete	SR	Michigan	1:33.62	1:38.61
r:+0.66 22.64	46.62 (23.98)	1:12.74 (26.12)	1:38.61 (25.87)	
45 Wieser, Chris	SO	Arizona	1:36.92	1:39.76
r:+0.54 22.91	47.75 (24.84)	1:13.55 (25.80)	1:39.76 (26.21)	
--- Bunch, Dylan	SR	Denver	1:36.92	DFS
Declared false start				

Event 11 Men 100 Yard Breaststroke

NCAA:	50.04	N	03/28/14	Kevin Cordes	Arizona
American:	50.04	A	03/28/14	Kevin Cordes	Arizona
U. S. Open:	50.04	O	03/28/14	Kevin Cordes	Arizona
Championship:	50.04	C	03/28/14	Kevin Cordes	Arizona
Pool:	51.29	P	03/25/16	Fabian Schwingenschlogl	Missouri-MV

Name	Yr	School	Prelim Time	Finals Time	Points
A - Final					
1 Schwingenschlogl, Fabian	JR	Missouri	51.53	51.29P	20
r:+0.65 23.86	51.29 (27.43)				
2 Stevens, Peter	SO	Tennessee	51.67	51.51	17
r:+0.60 23.85	51.51 (27.66)				
3 Barnosky, Michael	SR	Air Force	52.13	51.89	16
r:+0.76 24.53	51.89 (27.36)				



2016 NCAA Division 1 Men's Swimming & Diving - 03/23/16 to 03/26/16

Results

A - Final ... (Event 11 Men 100 Yard Breaststroke)

Name	Yr	School	Prelim Time	Finals Time	Points
*4 Claverie, Carlos	SO	Louisville	51.87	52.14	14.50
r:+0.68 24.88		52.14 (27.26)			
*4 Fiala, Brandon	JR	Virginia Tech	52.17	52.14	14.50
r:+0.64 24.37		52.14 (27.77)			
6 Nowicki, Devon	FR	Oakland	52.35	52.22	13
r:+0.63 24.66		52.22 (27.56)			
7 Wich-Glasen, Nils	SO	South Carolina	52.12	52.31	12
r:+0.71 24.62		52.31 (27.69)			
8 Bolognesi, Andrea	JR	George Washington	52.06	52.51	11
r:+0.64 24.47		52.51 (28.04)			

B - Final

9 Bish, Blair	FR	Arizona	52.67	52.18	9
r:+0.67 24.28		52.18 (27.90)			
*10 Kurz, Tanner	SR	Indiana	52.49	52.27	6.50
r:+0.67 24.15		52.27 (28.12)			
*10 Duderstadt, Michael	JR	Auburn	52.49	52.27	6.50
r:+0.67 24.64		52.27 (27.63)			
12 Hoppe, Connor	SO	California	52.40	52.77	5
r:+0.67 24.41		52.77 (28.36)			
13 Groters, Jordy	SO	Missouri	52.70	52.80	4
r:+0.66 25.08		52.80 (27.72)			
14 Kaeser, Yannick	SR	Virginia	52.47	52.86	3
r:+0.75 24.72		52.86 (28.14)			
15 Trussov, Roman	SR	Iowa	52.62	53.17	2
r:+0.64 24.62		53.17 (28.55)			
16 Finnerty, Ian	FR	Indiana	52.60	54.43	1
r:+0.73 25.23		54.43 (29.20)			

Event 11 Men 100 Yard Breaststroke

NCAA:	50.04	N	03/28/14	Kevin Cordes	Arizona
American:	50.04	A	03/28/14	Kevin Cordes	Arizona
U. S. Open:	50.04	O	03/28/14	Kevin Cordes	Arizona
Championship:	50.04	C	03/28/14	Kevin Cordes	Arizona
Pool:	51.29	P	03/25/16	Fabian Schwingenschlogl	Missouri-MV

Name	Yr	School	Seed Time	Prelim Time	
Preliminaries					
1 Schwingenschlogl, Fabian	JR	Missouri	51.36	51.53	q
r:+0.66 24.07		51.53 (27.46)			
2 Stevens, Peter	SO	Tennessee	52.35	51.67	q
r:+0.60 24.00		51.67 (27.67)			
3 Claverie, Carlos	SO	Louisville	52.41	51.87	q
r:+0.67 24.60		51.87 (27.27)			
4 Bolognesi, Andrea	JR	George Washington	52.44	52.06	q
r:+0.57 24.30		52.06 (27.76)			
5 Wich-Glasen, Nils	SO	South Carolina	52.63	52.12	q
r:+0.70 24.17		52.12 (27.95)			



2016 NCAA Division 1 Men's Swimming & Diving - 03/23/16 to 03/26/16

Results

Preliminaries ... (Event 11 Men 100 Yard Breaststroke)

Name	Yr School	Seed Time	Prelim Time
6 Barnosky, Michael r:+0.67 24.49	SR Air Force 52.13 (27.64)	51.98	52.13 q
7 Fiala, Brandon r:+0.67 24.41	JR Virginia Tech 52.17 (27.76)	51.86	52.17 q
8 Nowicki, Devon r:+0.62 24.18	FR Oakland 52.35 (28.17)	52.48	52.35 q
9 Hoppe, Connor r:+0.68 24.53	SO California 52.40 (27.87)	51.86	52.40 q
10 Kaeser, Yannick r:+0.70 24.66	SR Virginia 52.47 (27.81)	52.48	52.47 q
*11 Duderstadt, Michael r:+0.67 24.66	JR Auburn 52.49 (27.83)	51.94	52.49 q
*11 Kurz, Tanner r:+0.70 24.32	SR Indiana 52.49 (28.17)	52.07	52.49 q
13 Finnerty, Ian r:+0.74 24.81	FR Indiana 52.60 (27.79)	51.75	52.60 q
14 Trussov, Roman r:+0.65 24.52	SR Iowa 52.62 (28.10)	52.17	52.62 q
15 Bish, Blair r:+0.68 24.49	FR Arizona 52.67 (28.18)	52.58	52.67 q
16 Groters, Jordy 25.16	SO Missouri 52.70 (27.54)	52.85	52.70 q
17 McKee, Anton r:+0.66 24.90	JR Alabama 52.78 (27.88)	52.43	52.78
*18 Coombs, Jason r:+0.64 24.81	JR Florida St 52.80 (27.99)	52.15	52.80
*18 Hren, Derek r:+0.64 24.56	JR NC State 52.80 (28.24)	52.27	52.80

Swim-Off Required

19 Greenhalgh, George r:+0.67 24.65	SR Kentucky 52.80 (28.15)	52.51	52.80
21 Kropp, Peter r:+0.62 24.46	JR Duke 52.85 (28.39)	52.13	52.85
22 McHugh, Conner r:+0.78 24.97	SO Minnesota 53.01 (28.04)	52.89	53.01
23 Evdokimov, Alex r:+0.70 24.82	SO Cornell 53.02 (28.20)	52.46	53.02
24 Castillo Luna, Mauro r:+0.65 25.07	SO Texas A&M 53.07 (28.00)	52.65	53.07
25 Tynes, Dustin r:+0.73 25.12	SO Ohio St 53.16 (28.04)	52.93	53.16
26 Vissering, Carsten r:+0.64 24.73	FR Southern Cali 53.25 (28.52)	52.41	53.25
27 Romanov, Pasha r:+0.68 24.68	JR Alabama 53.31 (28.63)	52.76	53.31



2016 NCAA Division 1 Men's Swimming & Diving - 03/23/16 to 03/26/16

Results


Preliminaries ... (Event 11 Men 100 Yard Breaststroke)

Name	Yr	School	Seed Time	Prelim Time
28 Lorenz, Christian	SO	Arizona St	53.10	53.35
r:+0.79 24.95		53.35 (28.40)		
29 Macdonald, DJ	SR	Ohio St	52.96	53.41
r:+0.72 25.09		53.41 (28.32)		
30 McNamara, Shane	SO	Harvard	52.56	53.43
r:+0.68 24.96		53.43 (28.47)		
*31 Sand, Carson	FR	California	53.05	53.48
r:+0.68 24.92		53.48 (28.56)		
*31 Mapel, Eddie	JR	Missouri	52.85	53.48
r:+0.84 25.10		53.48 (28.38)		
33 Crosby, Gage	JR	Arizona	53.12	53.74
25.37		53.74 (28.37)		
34 Osvath, Artur	FR	Missouri State	54.43	53.75
r:+0.61 25.75		53.75 (28.00)		
35 Anderson, Matt	FR	Stanford	53.45	53.84
r:+0.69 25.41		53.84 (28.43)		
36 Guest, James	FR	Georgia	53.84	53.87
r:+0.66 25.16		53.87 (28.71)		
37 Cono, Benjamin	SO	Loyola (MD)	52.92	53.91
r:+0.77 25.12		53.91 (28.79)		
38 Browne, Ethan	FR	Tennessee	53.28	53.96
r:+0.67 25.77		53.96 (28.19)		
39 Cobleigh, Hunter	JR	California	53.60	54.07
r:+0.66 25.30		54.07 (28.77)		
*40 Taylor, Cody	SO	Indiana	53.00	54.26
r:+0.81 25.69		54.26 (28.57)		
*40 Stumph, Steven	JR	Southern Cali	53.28	54.26
r:+0.71 25.58		54.26 (28.68)		
42 Kimpel, Alexander	SO	Georgia Tech	53.76	54.34
r:+0.67 25.40		54.34 (28.94)		

Event 12 Men 100 Yard Backstroke

NCAA:	43.49	N	03/25/16	Ryan Murphy	California-PC
American:	43.49	A	03/25/16	Ryan Murphy	California-PC
U. S. Open:	43.49	O	03/25/16	Ryan Murphy	California-PC
Championship:	43.49	C	03/25/16	Ryan Murphy	California-PC
Pool:	43.49	P	03/25/16	Ryan Murphy	California-PC

Name	Yr	School	Prelim Time	Finals Time	Points
A - Final					
1 Murphy, Ryan	JR	California	44.60	43.49N	20
r:+0.55 20.96		43.49 (22.53)			
2 Oslin, Connor	JR	Alabama	45.16	45.32	17
r:+0.65 21.58		45.32 (23.74)			
3 Tarasevich, Grigory	JR	Louisville	45.26	45.33	16
r:+0.56 21.91		45.33 (23.42)			



2016 NCAA Division 1 Men's Swimming & Diving - 03/23/16 to 03/26/16

Results

A - Final ... (Event 12 Men 100 Yard Backstroke)

Name	Yr	School	Prelim Time	Finals Time	Points
4 Taylor, Jake r:+0.64 21.86	SR	Brigham Young	45.47	45.52	15
5 Tribuntsov, Ralf r:+0.59 21.96	SO	Southern Cali	45.62	45.57	14
6 Pebley, Jacob r:+0.68 21.99	SR	California	45.68	45.61	13
7 Stuart, Hennessey r:+0.96 22.03	SO	NC State	45.75	45.73	12
8 McHugh, Matt r:+0.69 22.38	JR	Ohio St	45.77	46.70	11

B - Final

9 Dale, Taylor r:+0.53 22.05	JR	Georgia	46.02	45.13	9
10 Dobbs, Chatham r:+0.58 22.08	FR	Arizona	46.05	45.62	7
11 Shebat, John r:+0.64 22.29	FR	Texas	45.87	45.63	6
12 Blyzinskyj, Jack r:+0.60 22.22	JR	Florida	45.96	45.82	5
13 Kaliszak, Lucas r:+0.75 21.91	SO	Alabama	46.10	45.88	4
14 Lehane, Sean r:+0.57 22.20	SR	Tennessee	45.88	45.92	3
15 Schiellerup, Andreas r:+0.71 22.16	JR	NC State	46.09	46.12	2
16 Rysemus, Logan r:+0.79 22.46	JR	LSU	45.91	46.44	1

Event 12 Men 100 Yard Backstroke

NCAA:	43.49	N	03/25/16	Ryan Murphy	California-PC
American:	43.49	A	03/25/16	Ryan Murphy	California-PC
U. S. Open:	43.49	O	03/25/16	Ryan Murphy	California-PC
Championship:	43.49	C	03/25/16	Ryan Murphy	California-PC
Pool:	43.49	P	03/25/16	Ryan Murphy	California-PC

Name	Yr	School	Seed Time	Prelim Time	
Preliminaries					
1 Murphy, Ryan r:+0.57 21.50	JR	California	44.75	44.60	q
2 Oslin, Connor r:+0.61 21.65	JR	Alabama	45.25	45.16	q
3 Tarasevich, Grigory r:+0.59 22.02	JR	Louisville	45.28	45.26	q
4 Taylor, Jake r:+0.63 21.99	SR	Brigham Young	45.74	45.47	q
5 Tribuntsov, Ralf r:+0.70 22.26	SO	Southern Cali	45.30	45.62	q



2016 NCAA Division 1 Men's Swimming & Diving - 03/23/16 to 03/26/16

Results

Preliminaries ... (Event 12 Men 100 Yard Backstroke)

Name	Yr	School	Seed Time	Prelim Time
28 Sanders, Tristan	SO	Michigan	47.23	47.14
r:+0.63 22.98		47.14 (24.16)		
29 Arata, Ryan	SR	Stanford	46.38	47.19
r:+0.65 22.34		47.19 (24.85)		
30 Knox, Jonathan	SO	Southern Cali	47.09	47.22
r:+0.68 22.30		47.22 (24.92)		
31 Robrock, Kyle	JR	Denver	46.84	47.29
r:+0.59 22.25		47.29 (25.04)		
32 Bonetti, Brock	SO	Texas A&M	46.43	47.32
r:+0.61 22.62		47.32 (24.70)		
33 Greene, Aaron	JR	Louisville	47.31	47.43
r:+0.94 22.86		47.43 (24.57)		
34 Lewis, Sam	SR	UNC	46.59	47.44
r:+0.73 22.57		47.44 (24.87)		
35 Perry, Barkley	JR	Arizona St	47.84	47.58
r:+0.77 23.11		47.58 (24.47)		
36 Thomas, Michael	FR	California	47.22	47.59
r:+0.58 22.95		47.59 (24.64)		
37 Sorenson, Payton	SO	Brigham Young	47.95	48.05
r:+0.68 23.32		48.05 (24.73)		
--- Griffin, Carter	JR	Missouri	47.02	DFS
Declared false start				
--- Whitaker, Aaron	SO	Michigan	45.97	DFS
Declared false start				
--- Darmody, Kyle	JR	Auburn	46.09	DFS
Declared false start				
--- Valente, Alex	FR	Southern Cali	47.96	DFS
Declared false start				
--- Conger, Jack	JR	Texas	46.71	DFS
Declared false start				
--- Glover, Bob	JR	Indiana	46.04	DFS
Declared false start				

Event 13 Men 3 mtr Diving

Championship: 529.10 C 03/27/15 Samuel Dorman Miami (FL)-FL
 Pool: 475.80 P 02/26/11 Nick McCrory Duke

Name	Yr	School	Prelim Score	Finals Score	Points
A - Final					
1 Giordano, Dominic	JR	Pittsburgh	401.65	460.30	20
2 Herrera, Briadam	SO	University of Miami	404.75	457.65	17
3 Bowersox, Cory	SR	Texas	394.20	420.50	16
4 Arndt, Joshua	JR	Indiana	401.45	419.05	15
5 Thomas, Clark	SR	Missouri	447.05	417.55	14
6 Nyquist, Jack	JR	UNC	417.50	409.55	13
7 Barnard, Matt	JR	Minnesota	391.20	381.00	12
8 Henschel, Tyler	SO	Texas A&M	408.10	332.55	11



2016 NCAA Division 1 Men's Swimming & Diving - 03/23/16 to 03/26/16

Results

B - Final ... (Event 13 Men 3 mtr Diving)

Name	Yr	School	Prelim Score	Finals Score	Points
B - Final					
9 Stone, Liam	SO	Tennessee	383.10	461.50	9
10 Anderson, Mark	JR	Texas	367.60	448.45	7
11 Robles Rodriguez, Mauricio	SR	Tennessee	372.80	418.75	6
12 Gismervik, Amund	SR	Hawaii	378.85	394.75	5
13 Romanik, Stephen	SO	Ohio St	384.25	387.60	4
14 Cifelli, Joseph	FR	Purdue	371.90	365.85	3
15 Forlini, Ian	SO	Georgia	374.50	310.30	2
16 Moretti, Evan	FR	Duke	377.55	306.95	1
--- Klein, Bryce	SO	Southern Methodist	367.60	X368.95	

Event 13 Men 3 mtr Diving

Championship: 529.10 C 03/27/15 Samuel Dorman Miami (FL)-FL
 Pool: 475.80 P 02/26/11 Nick McCrory Duke

Name	Yr	School	Prelim Score
Preliminaries			
1 Thomas, Clark	SR	Missouri	NP 447.05 q
2 Nyquist, Jack	JR	UNC	NP 417.50 q
3 Henschel, Tyler	SO	Texas A&M	NP 408.10 q
4 Herrera, Briadam	SO	University of Miami	NP 404.75 q
5 Giordano, Dominic	JR	Pittsburgh	NP 401.65 q
6 Arndt, Joshua	JR	Indiana	NP 401.45 q
7 Bowersox, Cory	SR	Texas	NP 394.20 q
8 Barnard, Matt	JR	Minnesota	NP 391.20 q
9 Romanik, Stephen	SO	Ohio St	NP 384.25 q
10 Stone, Liam	SO	Tennessee	NP 383.10 q
11 Gismervik, Amund	SR	Hawaii	NP 378.85 q
12 Moretti, Evan	FR	Duke	NP 377.55 q
13 Forlini, Ian	SO	Georgia	NP 374.50 q
14 Robles Rodriguez, Mauricio	SR	Tennessee	NP 372.80 q
15 Cifelli, Joseph	FR	Purdue	NP 371.90 q
*16 Klein, Bryce	SO	Southern Methodist	NP 367.60 q
*16 Anderson, Mark	JR	Texas	NP 367.60 q
18 Garcia Boissier, Hector	FR	Penn State University	NP 365.40
19 Zoe, Dylan	SR	Minnesota	NP 365.05
20 Showalter, Max	FR	Purdue	NP 363.45
21 Zeng, Zhipeng	SO	Ohio St	NP 361.90
22 Purss, Josiah	JR	Univ of Utah	NP 355.95
23 Crayne, Jacob	SR	Univ of Utah	NP 355.20
24 O'Brien, Sean	JR	Texas	NP 354.75
25 Sagert, Brent	JR	Alabama	NP 352.75
26 Cramer, Andrew	JR	Northwestern	NP 352.20
27 Kuremsky, Connor	SR	Stanford	NP 349.90
28 Ricotta, Dominic	SR	Arizona	NP 346.55
29 Daniels-Freeman, Aaron	FR	Ohio St	NP 345.95



2016 NCAA Division 1 Men's Swimming & Diving - 03/23/16 to 03/26/16

Results


Preliminaries ... (Event 13 Men 3 mtr Diving)

Name	Yr	School		Prelim Score
30 Thornton, Sam	FR	Texas A&M	NP	345.60
31 Youtsey, Justin	SR	Auburn	NP	340.70
32 Schiesl, Benjamin	FR	Virginia Tech	NP	337.15
33 Christensen, Bradley	JR	Stanford	NP	336.10
34 Silva, Mauro	SO	Virginia Tech	NP	333.15
35 Makikallio, Heikki	SO	Arizona St	NP	330.90
36 Castro, Eduardo	FR	Virginia Tech	NP	322.30
37 Pantel, Jayden	SO	Columbia University	NP	321.90
38 Gotro, Jordan	JR	South Carolina	NP	320.80
39 Lazeroff, Scott	FR	Auburn	NP	320.70
40 Abdelghany, Tarek	SO	Stanford	NP	319.35
41 Moyer, Ozzie	SR	UNC	NP	311.35
42 Somhegyi, Krisztian	FR	IUPUI	NP	310.80
43 Gillis, Thomas	FR	Eastern Mich	NP	308.60
44 Goodwin, Kyle	FR	Missouri	NP	306.80
45 Enos, Dashiell	SO	Southern Cali	NP	304.25
46 Masterton, Sebastian	FR	Kentucky	NP	303.70
47 Crow, John	FR	Penn State University	NP	303.50
48 White, Clay	SO	Ohio St	NP	296.10
49 Zillweger, Nathanael	SR	Air Force	NP	293.40
50 Lindsey, Levi	SO	Kentucky	NP	288.95

Event 14 Men 200 Yard Medley Relay

NCAA:	1:22.27	N	03/29/13	Michigan	Michigan-MI
American:	1:22.40	A	03/27/15	M Ortiz, B Ortiz, S Fletcher, Z Turk	California-PC
U. S. Open:	1:22.27	O	03/29/13	R Murphy, C Katis, J Lynch, T Messerschmidt	Michigan-MI
Championship:	1:22.27	C	03/29/13	M Ortiz, B Ortiz, S Fletcher, Z Turk	Michigan
Pool:	1:22.28	P	03/25/16	C Oslin, P Romanov, L Kaliszak, K Gkolomeev	Alabama-SE

Team	Relay	Prelim Time	Finals Time	Points
A - Final				
1 Alabama		1:24.14	1:22.28 P	40
	1) Oslin, Connor JR r:+0.67 10.17 53.14 (8.88)	2) r:0.13 Romanov, Pasha JR 20.86 (20.86) 1:04.28 (20.02)	3) r:0.29 Kaliszak, Lucas SO 44.26 (23.40) 1:22.28 (18.00)	4) r:0.13 Gkolomeev, Kristian JR
2 California		1:23.50	1:22.49	34
	1) Murphy, Ryan JR r:+0.76 9.95 52.41 (8.92)	2) r:0.18 Hoppe, Connor SO 20.20 (20.20) 1:03.51 (20.02)	3) r:0.24 Lynch, Justin SO 43.49 (23.29) 1:22.49 (18.98)	4) r:0.25 Messersschmidt, Tyler SR



2016 NCAA Division 1 Men's Swimming & Diving - 03/23/16 to 03/26/16

Results

A - Final ... (Event 14 Men 200 Yard Medley Relay)

Team	Relay	Prelim Time	Finals Time	Points
3 Texas		1:24.16	1:22.75	32
1) Shebat, John FR	2) r:0.22 Licon, Will JR	3) r:0.22 Schooling, Joseph SO	4) r:0.13 Murray, John SR	
r:+0.60 10.41	20.94 (20.94)	31.29 (10.35)	44.24 (23.30)	
52.87 (8.63)	1:03.60 (19.36)	1:12.83 (9.23)	1:22.75 (19.15)	
4 Florida		1:24.70	1:23.43	30
1) Blyzinskyj, Jack JR	2) r:0.24 Szaranek, Mark SO	3) r:0.22 Switkowski, Jan SO	4) r:0.16 Dressel, Caeleb SO	
r:+0.61 10.51	21.20 (21.20)	32.04 (10.84)	45.30 (24.10)	
54.23 (8.93)	1:05.43 (20.13)	1:13.93 (8.50)	1:23.43 (18.00)	
5 Louisville		1:24.70	1:24.08	28
1) Tarasevich, Grigory JR	2) r:0.21 Claverie, Carlos SO	3) r:0.09 Quallen, Joshua JR	4) r:0.30 Carroll, Trevor JR	
r:+0.79 10.45	21.14 (21.14)	31.60 (10.46)	44.81 (23.67)	
53.76 (8.95)	1:05.01 (20.20)	1:14.02 (9.01)	1:24.08 (19.07)	
6 Tennessee		1:24.79	1:24.11	26
1) Lehane, Sean SR	2) r:0.16 Stevens, Peter SO	3) r:0.28 Coetzee, Ryan SO	4) r:0.28 Decoursey, Kyle FR	
r:+0.67 10.76	21.54 (21.54)	31.38 (9.84)	44.23 (22.69)	
53.51 (9.28)	1:05.14 (20.91)	1:14.25 (9.11)	1:24.11 (18.97)	
7 Georgia		1:24.42	1:24.31	24
1) Dale, Taylor JR	2) r:0.28 Mattern, John JR	3) r:0.25 Clark, Pace JR	4) r:0.25 Trice, Michael SR	
r:+0.62 10.26	20.82 (20.82)	31.65 (10.83)	45.14 (24.32)	
54.24 (9.10)	1:05.57 (20.43)	1:14.34 (8.77)	1:24.31 (18.74)	
8 Auburn		1:24.66	1:24.51	22
1) Darmody, Kyle JR	2) r:0.19 Duderstadt, Michael JR	3) r:0.29 Mendes, Arthur SR	4) r:0.21 Holoda, Peter SO	
r:+0.63 10.55	21.40 (21.40)	32.02 (10.62)	45.12 (23.72)	
54.14 (9.02)	1:05.53 (20.41)	1:14.62 (9.09)	1:24.51 (18.98)	

B - Final

9 Missouri		1:25.02	1:24.23	18
1) Love, Dillon SR	2) r:0.21 Schwingenschlogl, Fabiar3	3) r:0.12 Sansoucie, Andrew JR	4) r:0.17 Chadwick, Michael JR	
r:+0.52 10.65	21.82 (21.82)	32.10 (10.28)	45.19 (23.37)	
54.13 (8.94)	1:05.55 (20.36)	1:14.32 (8.77)	1:24.23 (18.68)	
10 NC State		1:24.82	1:24.28	14
1) Stuart, Hennessey SO	2) r:0.18 Hren, Derek JR	3) r:0.41 Bilis, Simonas SR	4) r:0.29 Held, Ryan SO	
r:+0.51 10.72	21.69 (21.69)	32.35 (10.66)	45.45 (23.76)	
54.29 (8.84)	1:05.63 (20.18)	1:14.52 (8.89)	1:24.28 (18.65)	
11 Indiana		1:25.26	1:24.36	12
1) Glover, Bob JR	2) r:0.17 Kurz, Tanner SR	3) r:0.37 Lanza, Vinicius FR	4) r:0.26 Khalafalla, Ali SO	
r:+0.58 10.44	21.23 (21.23)	31.48 (10.25)	44.63 (23.40)	
54.02 (9.39)	1:05.41 (20.78)	1:14.42 (9.01)	1:24.36 (18.95)	
12 Michigan		1:25.15	1:24.70	10
1) Whitaker, Aaron SO	2) r:0.11 Klein, Christopher JR	3) r:0.27 Raisky, Jeremy SR	4) r:0.27 Powers, Paul SO	
r:+0.57 10.44	21.17 (21.17)	31.50 (10.33)	44.94 (23.77)	
54.22 (9.28)	1:05.66 (20.72)	1:14.81 (9.15)	1:24.70 (19.04)	
13 Arizona		1:25.74	1:24.74	8
1) Dobbs, Chatham FR	2) r:0.41 Bish, Blair FR	3) r:0.18 Idensohn, Chad FR	4) r:0.17 Richmond, Renny JR	
r:+0.99 10.44	21.18 (21.18)	32.32 (11.14)	45.35 (24.17)	
54.10 (8.75)	1:05.59 (20.24)	1:14.58 (8.99)	1:24.74 (19.15)	



2016 NCAA Division 1 Men's Swimming & Diving - 03/23/16 to 03/26/16

Results

B - Final ... (Event 14 Men 200 Yard Medley Relay)

Team	Relay	Prelim Time	Finals Time	Points
14 Duke		1:25.45	1:25.32	6
	1) Takabayashi, Kazumu JR 2) r:0.14 Kropp, Peter JR 3) r:0.24 Armstrong, David SR 4) r:0.13 Peek, James JR	r:+0.55 10.71 21.67 (21.67) 32.42 (10.75) 45.50 (23.83)		
	54.74 (9.24) 1:06.24 (20.74) 1:15.12 (8.88) 1:25.32 (19.08)			
15 Stanford		1:25.69	1:25.58	4
	1) Dudzinski, Ryan FR 2) r:0.26 Anderson, Matt FR 3) r:0.17 Liang, Andrew SO 4) r:0.18 Perry, Sam SO	r:+0.54 10.67 21.95 (21.95) 32.46 (10.51) 45.95 (24.00)		
	55.29 (9.34) 1:06.74 (20.79) 1:15.55 (8.81) 1:25.58 (18.84)			
16 Minnesota		1:26.12	1:26.09	2
	1) Turner, Daryl JR 2) r:0.21 McHugh, Conner SO 3) r:0.04 Fair, Paul JR 4) r:0.40 Becker, Bowen FR	r:+0.61 10.73 22.18 (22.18) 32.92 (10.74) 46.43 (24.25)		
	55.35 (8.92) 1:06.73 (20.30) 1:16.08 (9.35) 1:26.09 (19.36)			

Event 14 Men 200 Yard Medley Relay

NCAA:	1:22.27	N	03/29/13	Michigan	Michigan-MI
American:	1:22.40	A	03/27/15	M Ortiz, B Ortiz, S Fletcher, Z Turk	California-PC
U. S. Open:	1:22.27	O	03/29/13	R Murphy, C Katis, J Lynch, T Messerschmidt	Michigan-MI
Championship:	1:22.27	C	03/29/13	M Ortiz, B Ortiz, S Fletcher, Z Turk	Michigan
Pool:	1:22.28	P	03/25/16	M Ortiz, B Ortiz, S Fletcher, Z Turk	Alabama-SE
				C Oslin, P Romanov, L Kaliszak, K Gkolomeev	

Team	Relay	Seed Time	Prelim Time
Preliminaries			
1 California		1:24.62	1:23.50 q
	1) Murphy, Ryan JR 2) r:0.12 Hoppe, Connor SO 3) r:0.22 Lynch, Justin SO 4) r:0.26 Messerschmidt, Tyler SR	r:+0.57 10.15 20.49 (20.49) 30.99 (10.50) 44.22 (23.73)	
	53.43 (9.21) 1:04.60 (20.38) 1:13.41 (8.81) 1:23.50 (18.90)		
2 Alabama		1:23.75	1:24.14 q
	1) Oslin, Connor JR 2) r:0.83 Romanov, Pasha JR 3) r:0.27 Walsh, Brett SR 4) r:0.36 Gkolomeev, Kristian JR	r:+0.68 10.34 21.03 (21.03) 31.35 (10.32) 44.62 (23.59)	
	53.70 (9.08) 1:05.25 (20.63) 1:14.25 (9.00) 1:24.14 (18.89)		
3 Texas		1:24.34	1:24.16 q
	1) Shebat, John FR 2) r:0.38 Murray, John SR 3) r:0.22 Schooling, Joseph SO 4) r:0.27 Ringgold, Brett SO	r:+0.65 10.71 21.38 (21.38) 31.95 (10.57) 45.67 (24.29)	
	54.48 (8.81) 1:05.39 (19.72) 1:14.33 (8.94) 1:24.16 (18.77)		
4 Georgia		1:25.46	1:24.42 q
	1) Dale, Taylor JR 2) r:0.14 Mattern, John JR 3) r:0.10 Clark, Pace JR 4) r:0.20 Trice, Michael SR	r:+0.81 10.55 21.08 (21.08) 31.97 (10.89) 45.57 (24.49)	
	54.59 (9.02) 1:05.80 (20.23) 1:14.51 (8.71) 1:24.42 (18.62)		
5 Auburn		1:23.74	1:24.66 q
	1) Darmody, Kyle JR 2) r:0.05 Duderstadt, Michael JR 3) r:0.37 Mendes, Arthur SR 4) r:0.12 Holoda, Peter SO	r:+0.74 10.72 21.73 (21.73) 32.28 (10.55) 45.52 (23.79)	
	54.68 (9.16) 1:05.98 (20.46) 1:14.86 (8.88) 1:24.66 (18.68)		



2016 NCAA Division 1 Men's Swimming & Diving - 03/23/16 to 03/26/16

Results

Preliminaries ... (Event 14 Men 200 Yard Medley Relay)

Team	Relay	Seed Time	Prelim Time
*6 Louisville		1:24.01	1:24.70 q
1) Tarasevich, Grigory JR	2) r:0.01 Claverie, Carlos SO	3) r:0.06 Quallen, Joshua JR	4) r:0.29 Carroll, Trevor JR
r:+0.57 10.58	21.35 (21.35)	31.57 (10.22)	44.77 (23.42)
53.74 (8.97)	1:05.13 (20.36)	1:14.39 (9.26)	1:24.70 (19.57)
*6 Florida		1:23.69	1:24.70 q
1) Blyzinskyj, Jack JR	2) r:0.14 Dressel, Caeleb SO	3) r:0.16 Switkowski, Jan SO	4) r:0.07 Main, Corey SR
r:+0.61 10.64	21.60 (21.60)	32.34 (10.74)	45.34 (23.74)
54.25 (8.91)	1:05.57 (20.23)	1:14.65 (9.08)	1:24.70 (19.13)
8 Tennessee		1:24.09	1:24.79 q
1) Lehane, Sean SR	2) r:0.11 Stevens, Peter SO	3) r:0.46 Coetzee, Ryan SO	4) r:0.20 Decoursey, Kyle FR
r:+0.56 10.75	21.59 (21.59)	31.82 (10.23)	44.81 (23.22)
54.19 (9.38)	1:05.90 (21.09)	1:14.96 (9.06)	1:24.79 (18.89)
9 NC State		1:23.19	1:24.82 q
1) Stuart, Hennessey SO	2) r:0.23 Hren, Derek JR	3) r:0.37 Bilis, Simonas SR	4) r:0.02 Held, Ryan SO
r:+0.50 10.68	21.63 (21.63)	32.48 (10.85)	45.62 (23.99)
54.67 (9.05)	1:06.15 (20.53)	1:14.96 (8.81)	1:24.82 (18.67)
10 Missouri		1:24.39	1:25.02 q
1) Love, Dillon SR	2) r:0.20 Schwingenschlogl, Fabian	3) r:0.34 Sansoucie, Andrew JR	4) r:0.30 Chadwick, Michael JR
r:+0.61 10.70	21.85 (21.85)	32.54 (10.69)	45.74 (23.89)
54.93 (9.19)	1:06.21 (20.47)	1:15.17 (8.96)	1:25.02 (18.81)
11 Michigan		1:24.12	1:25.15 q
1) Whitaker, Aaron SO	2) r:0.29 Klein, Christopher JR	3) r:0.14 Raisky, Jeremy SR	4) r:0.17 Powers, Paul SO
r:+0.58 10.47	21.19 (21.19)	31.69 (10.50)	45.20 (24.01)
54.51 (9.31)	1:05.99 (20.79)	1:15.22 (9.23)	1:25.15 (19.16)
12 Indiana		1:24.63	1:25.26 q
1) Glover, Bob JR	2) r:0.22 Kurz, Tanner SR	3) r:0.42 Lanza, Vinicius FR	4) r:0.26 Khalafalla, Ali SO
r:+0.49 10.49	21.32 (21.32)	31.99 (10.67)	45.27 (23.95)
54.85 (9.58)	1:06.37 (21.10)	1:15.34 (8.97)	1:25.26 (18.89)
13 Duke		1:25.00	1:25.45 q
1) Takabayashi, Kazumu JR	2) r:0.12 Kropp, Peter JR	3) r:0.15 Armstrong, David SR	4) r:0.16 Peek, James JR
r:+0.57 10.84	21.95 (21.95)	32.38 (10.43)	45.50 (23.55)
54.71 (9.21)	1:06.37 (20.87)	1:15.11 (8.74)	1:25.45 (19.08)
14 Stanford		1:25.10	1:25.69 q
1) Dudzinski, Ryan FR	2) r:0.35 Anderson, Matt FR	3) r:0.31 Liang, Andrew SO	4) r:0.10 Perry, Sam SO
r:+0.60 10.56	21.53 (21.53)	32.22 (10.69)	45.82 (24.29)
55.22 (9.40)	1:06.64 (20.82)	1:15.72 (9.08)	1:25.69 (19.05)
15 Arizona		1:23.74	1:25.74 q
1) Dobbs, Chatham FR	2) r:0.26 Bish, Blair FR	3) r:0.29 Idensohn, Chad FR	4) r:0.14 Richmond, Renny JR
r:+0.56 10.59	21.39 (21.39)	32.39 (11.00)	45.72 (24.33)
54.81 (9.09)	1:06.50 (20.78)	1:15.59 (9.09)	1:25.74 (19.24)
16 Minnesota		1:25.76	1:26.12 q
1) Turner, Daryl JR	2) r:0.03 McHugh, Conner SO	3) r:0.09 Fair, Paul JR	4) r:0.40 Becker, Bowen FR
r:+0.58 10.60	21.97 (21.97)	32.87 (10.90)	46.20 (24.23)
55.14 (8.94)	1:06.66 (20.46)	1:16.04 (9.38)	1:26.12 (19.46)



2016 NCAA Division 1 Men's Swimming & Diving - 03/23/16 to 03/26/16

Results

Preliminaries ... (Event 14 Men 200 Yard Medley Relay)

Team	Relay	Seed Time	Prelim Time
17 Arizona St		1:25.35	1:26.17
1) Elliott, Reid JR	2) r:0.33 Lorenz, Christian SO	3) r:0.37 Duskinas, Tadas JR	4) r:0.19 Bohus, Richard JR
r:+0.60 10.76	21.67 (21.67)	32.75 (11.08)	46.35 (24.68)
55.59 (9.24)	1:06.93 (20.58)	1:16.11 (9.18)	1:26.17 (19.24)
18 Southern Cali		1:24.50	1:26.20
1) Tribuntsov, Ralf SO	2) r:0.21 Vissering, Carsten FR	3) r:0.35 Valente, Alex FR	4) r:0.18 Grissom, Kyle FR
r:+0.72 10.37	20.94 (20.94)	31.97 (11.03)	45.39 (24.45)
54.91 (9.52)	1:06.54 (21.15)	1:15.62 (9.08)	1:26.20 (19.66)
19 UNC		1:24.70	1:26.31
1) Graesser, Nic SR	2) r:0.20 Wohlrab, Kurt SR	3) r:0.09 Lewis, Sam SR	4) r:0.05 Heck, Logan SR
r:+0.54 10.80	21.73 (21.73)	32.45 (10.72)	45.99 (24.26)
55.00 (9.01)	1:06.55 (20.56)	1:15.72 (9.17)	1:26.31 (19.76)
20 Iowa		1:25.67	1:26.50
1) Mende, Kenneth FR	2) r:0.38 Trussov, Roman SR	3) r:0.19 Twarowski, Jerzy SO	4) r:0.24 Smith, Jack FR
r:+0.94 10.84	21.70 (21.70)	32.40 (10.70)	45.92 (24.22)
55.14 (9.22)	1:06.88 (20.96)	1:16.12 (9.24)	1:26.50 (19.62)
21 Harvard		1:25.57	1:26.70
1) Tan, Steven SO	2) r:0.09 McNamara, Shane SO	3) r:0.17 Yakubovich, Maxim JR	4) r:0.17 O'Hara, Paul JR
r:+0.68 10.82	21.98 (21.98)	32.65 (10.67)	46.21 (24.23)
55.56 (9.35)	1:07.12 (20.91)	1:16.23 (9.11)	1:26.70 (19.58)
--- Ohio St		1:25.37	DQ
1) McHugh, Matt JR	2) r:0.02 Tynes, Dustin SO	3) r:0.00 Lim, Ching SO	4) r:0.10 Appleby, Andrew JR
r:+0.67 10.65	21.42 (21.42)	31.96 (10.54)	45.19 (23.77)
54.21 (9.02)	1:05.77 (20.58)	1:14.91 (9.14)	DQ (19.20)

Event 15 Men 1650 Yard Freestyle

NCAA:	14:24.08	N	03/24/12	Martin Grodzki	Georgia
American:	14:23.52	A	12/06/14	Connor Jaeger	Club Wolverine
U. S. Open:	14:23.52	O	12/06/14	Connor Jaeger	Club Wolverine
Championship:	14:24.08	C	03/24/12	Martin Grodzki	Georgia
Pool:	14:29.43	P	01/01/08	Sebastien Rouault	Georgia

Name	Yr	School	Seed Time	Finals Time	Points
1 Swanson, Chris	SR	Penn	14:40.18	14:31.54	20
r:+0.68 24.71	51.23 (26.52)	1:17.67 (26.44)	1:44.30 (26.63)		
2:10.84 (26.54)	2:37.36 (26.52)	3:04.02 (26.66)	3:30.52 (26.50)		
3:57.12 (26.60)	4:23.49 (26.37)	4:49.80 (26.31)	5:16.28 (26.48)		
5:42.80 (26.52)	6:09.22 (26.42)	6:35.86 (26.64)	7:02.55 (26.69)		
7:29.02 (26.47)	7:55.56 (26.54)	8:22.21 (26.65)	8:48.83 (26.62)		
9:15.47 (26.64)	9:42.13 (26.66)	10:08.62 (26.49)	10:35.35 (26.73)		
11:01.88 (26.53)	11:28.48 (26.60)	11:54.94 (26.46)	12:21.59 (26.65)		
12:48.12 (26.53)	13:14.73 (26.61)	13:41.09 (26.36)	14:07.16 (26.07)	14:31.54 (24.38)	



2016 NCAA Division 1 Men's Swimming & Diving - 03/23/16 to 03/26/16

Results

(Event 15 Men 1650 Yard Freestyle)

Name	Yr	School	Seed Time	Finals Time	Points
2 Mahmoud, Akaram	SO	South Carolina	14:35.49	14:31.66	17
r:+0.73 23.90	50.20 (26.30)	1:16.62 (26.42)	1:43.12 (26.50)		
2:09.63 (26.51)	2:36.20 (26.57)	3:03.02 (26.82)	3:29.55 (26.53)		
3:56.08 (26.53)	4:22.71 (26.63)	4:49.22 (26.51)	5:15.73 (26.51)		
5:42.24 (26.51)	6:08.52 (26.28)	6:35.09 (26.57)	7:01.50 (26.41)		
7:27.78 (26.28)	7:54.17 (26.39)	8:20.57 (26.40)	8:46.91 (26.34)		
9:13.13 (26.22)	9:39.46 (26.33)	10:05.79 (26.33)	10:32.04 (26.25)		
10:58.22 (26.18)	11:24.50 (26.28)	11:50.90 (26.40)	12:17.36 (26.46)		
12:43.95 (26.59)	13:10.57 (26.62)	13:37.35 (26.78)	14:04.49 (27.14)	14:31.66 (27.17)	
3 Hutchins, Matthew	JR	Wisconsin	14:38.14	14:33.09	16
r:+0.73 24.08	50.18 (26.10)	1:16.49 (26.31)	1:43.04 (26.55)		
2:09.61 (26.57)	2:36.41 (26.80)	3:03.09 (26.68)	3:29.90 (26.81)		
3:56.53 (26.63)	4:23.20 (26.67)	4:50.03 (26.83)	5:16.49 (26.46)		
5:43.36 (26.87)	6:09.94 (26.58)	6:36.74 (26.80)	7:03.26 (26.52)		
7:30.05 (26.79)	7:56.87 (26.82)	8:23.55 (26.68)	8:50.21 (26.66)		
9:16.71 (26.50)	9:43.26 (26.55)	10:09.86 (26.60)	10:36.46 (26.60)		
11:03.28 (26.82)	11:30.16 (26.88)	11:57.07 (26.91)	12:23.58 (26.51)		
12:49.96 (26.38)	13:16.04 (26.08)	13:41.98 (25.94)	14:08.14 (26.16)	14:33.09 (24.95)	
4 Haas, Townley	FR	Texas	14:41.09	14:34.36	15
r:+0.73 23.63	49.68 (26.05)	1:16.04 (26.36)	1:42.59 (26.55)		
2:09.45 (26.86)	2:36.29 (26.84)	3:03.17 (26.88)	3:30.08 (26.91)		
3:56.82 (26.74)	4:23.61 (26.79)	4:50.30 (26.69)	5:16.73 (26.43)		
5:43.40 (26.67)	6:10.03 (26.63)	6:36.47 (26.44)	7:03.40 (26.93)		
7:30.04 (26.64)	7:57.00 (26.96)	8:23.74 (26.74)	8:50.50 (26.76)		
9:17.17 (26.67)	9:43.84 (26.67)	10:10.63 (26.79)	10:37.02 (26.39)		
11:03.59 (26.57)	11:30.21 (26.62)	11:57.29 (27.08)	12:24.02 (26.73)		
12:50.77 (26.75)	13:17.32 (26.55)	13:43.53 (26.21)	14:09.25 (25.72)	14:34.36 (25.11)	
5 Ipsen, Anton Oerskov	SO	NC State	14:44.96	14:35.35	14
r:+0.80 24.45	51.14 (26.69)	1:17.53 (26.39)	1:44.03 (26.50)		
2:10.74 (26.71)	2:37.51 (26.77)	3:04.36 (26.85)	3:31.03 (26.67)		
3:57.78 (26.75)	4:24.56 (26.78)	4:51.35 (26.79)	5:18.02 (26.67)		
5:44.56 (26.54)	6:11.15 (26.59)	6:37.67 (26.52)	7:04.44 (26.77)		
7:31.24 (26.80)	7:57.93 (26.69)	8:24.69 (26.76)	8:51.47 (26.78)		
9:18.05 (26.58)	9:44.76 (26.71)	10:11.38 (26.62)	10:37.90 (26.52)		
11:04.36 (26.46)	11:31.03 (26.67)	11:57.73 (26.70)	12:24.29 (26.56)		
12:50.85 (26.56)	13:17.25 (26.40)	13:43.73 (26.48)	14:09.96 (26.23)	14:35.35 (25.39)	
6 Peribonio, Tom	SO	South Carolina	14:50.90	14:44.57	13
r:+0.61 24.39	50.95 (26.56)	1:17.75 (26.80)	1:44.95 (27.20)		
2:12.20 (27.25)	2:39.44 (27.24)	3:06.47 (27.03)	3:33.61 (27.14)		
4:00.89 (27.28)	4:28.18 (27.29)	4:54.73 (26.55)	5:21.60 (26.87)		
5:48.26 (26.66)	6:15.16 (26.90)	6:41.86 (26.70)	7:08.71 (26.85)		
7:35.38 (26.67)	8:01.90 (26.52)	8:28.95 (27.05)	8:55.80 (26.85)		
9:22.53 (26.73)	9:49.29 (26.76)	10:16.09 (26.80)	10:43.16 (27.07)		
11:10.15 (26.99)	11:36.99 (26.84)	12:04.07 (27.08)	12:31.13 (27.06)		
12:57.93 (26.80)	13:24.74 (26.81)	13:51.82 (27.08)	14:18.83 (27.01)	14:44.57 (25.74)	



2016 NCAA Division 1 Men's Swimming & Diving - 03/23/16 to 03/26/16

Results

(Event 15 Men 1650 Yard Freestyle)

Name	Yr	School	Seed Time	Finals Time	Points
7 Wieser, Chris	SO	Arizona	14:55.25	14:44.91	12
r:+0.61 24.04	50.12 (26.08)	1:16.22 (26.10)	1:42.92 (26.70)		
2:09.59 (26.67)	2:36.34 (26.75)	3:03.08 (26.74)	3:29.77 (26.69)		
3:56.43 (26.66)	4:23.22 (26.79)	4:49.90 (26.68)	5:16.65 (26.75)		
5:43.49 (26.84)	6:10.32 (26.83)	6:37.25 (26.93)	7:04.16 (26.91)		
7:30.97 (26.81)	7:58.03 (27.06)	8:25.17 (27.14)	8:52.26 (27.09)		
9:19.22 (26.96)	9:46.28 (27.06)	10:13.44 (27.16)	10:40.62 (27.18)		
11:07.89 (27.27)	11:35.07 (27.18)	12:02.07 (27.00)	12:29.17 (27.10)		
12:56.46 (27.29)	13:23.94 (27.48)	13:51.23 (27.29)	14:18.42 (27.19)	14:44.91 (26.49)	
8 Hyogo, Kei	SO	Yale	14:45.21	14:48.03	11
r:+0.70 24.50	51.35 (26.85)	1:18.22 (26.87)	1:45.17 (26.95)		
2:12.27 (27.10)	2:39.31 (27.04)	3:06.48 (27.17)	3:33.56 (27.08)		
4:00.75 (27.19)	4:27.97 (27.22)	4:55.08 (27.11)	5:22.13 (27.05)		
5:49.34 (27.21)	6:16.37 (27.03)	6:43.50 (27.13)	7:10.83 (27.33)		
7:38.02 (27.19)	8:05.24 (27.22)	8:32.40 (27.16)	8:59.40 (27.00)		
9:26.51 (27.11)	9:53.59 (27.08)	10:20.63 (27.04)	10:47.65 (27.02)		
11:14.86 (27.21)	11:41.79 (26.93)	12:08.51 (26.72)	12:35.48 (26.97)		
13:02.31 (26.83)	13:29.42 (27.11)	13:56.31 (26.89)	14:23.07 (26.76)	14:48.03 (24.96)	
9 Lawless, Ben	SO	Florida	14:58.54	14:48.63	9
r:+0.72 24.76	51.67 (26.91)	1:18.69 (27.02)	1:45.77 (27.08)		
2:12.80 (27.03)	2:39.88 (27.08)	3:06.97 (27.09)	3:34.24 (27.27)		
4:01.33 (27.09)	4:28.51 (27.18)	4:55.57 (27.06)	5:22.54 (26.97)		
5:49.56 (27.02)	6:16.56 (27.00)	6:43.69 (27.13)	7:10.79 (27.10)		
7:37.89 (27.10)	8:04.78 (26.89)	8:31.65 (26.87)	8:58.53 (26.88)		
9:25.50 (26.97)	9:52.39 (26.89)	10:19.21 (26.82)	10:46.10 (26.89)		
11:13.28 (27.18)	11:40.25 (26.97)	12:07.36 (27.11)	12:34.50 (27.14)		
13:01.64 (27.14)	13:28.92 (27.28)	13:56.07 (27.15)	14:22.95 (26.88)	14:48.63 (25.68)	
10 Furttek, Pawel	SO	Southern Cali	14:56.00	14:48.90	7
r:+0.79 24.81	51.39 (26.58)	1:18.17 (26.78)	1:44.95 (26.78)		
2:11.79 (26.84)	2:38.79 (27.00)	3:05.99 (27.20)	3:33.15 (27.16)		
4:00.26 (27.11)	4:27.35 (27.09)	4:54.47 (27.12)	5:21.39 (26.92)		
5:48.51 (27.12)	6:15.67 (27.16)	6:42.77 (27.10)	7:09.89 (27.12)		
7:37.15 (27.26)	8:04.36 (27.21)	8:31.54 (27.18)	8:58.65 (27.11)		
9:25.90 (27.25)	9:52.93 (27.03)	10:19.95 (27.02)	10:47.14 (27.19)		
11:14.07 (26.93)	11:41.20 (27.13)	12:08.40 (27.20)	12:35.23 (26.83)		
13:02.19 (26.96)	13:29.32 (27.13)	13:56.39 (27.07)	14:23.39 (27.00)	14:48.90 (25.51)	
11 D'Arrigo, Mitch	JR	Florida	14:52.23	14:49.65	6
r:+0.74 24.85	51.41 (26.56)	1:18.41 (27.00)	1:45.29 (26.88)		
2:12.22 (26.93)	2:39.13 (26.91)	3:05.90 (26.77)	3:32.66 (26.76)		
3:59.34 (26.68)	4:25.90 (26.56)	4:52.51 (26.61)	5:19.27 (26.76)		
5:46.02 (26.75)	6:12.71 (26.69)	6:39.54 (26.83)	7:06.60 (27.06)		
7:33.69 (27.09)	8:00.78 (27.09)	8:27.93 (27.15)	8:55.11 (27.18)		
9:22.43 (27.32)	9:49.56 (27.13)	10:16.95 (27.39)	10:44.22 (27.27)		
11:11.65 (27.43)	11:39.01 (27.36)	12:06.47 (27.46)	12:34.09 (27.62)		
13:01.87 (27.78)	13:29.58 (27.71)	13:57.35 (27.77)	14:24.45 (27.10)	14:49.65 (25.20)	



2016 NCAA Division 1 Men's Swimming & Diving - 03/23/16 to 03/26/16

Results

(Event 15 Men 1650 Yard Freestyle)

Name	Yr	School	Seed Time	Finals Time	Points
12 Smith, Clark	JR	Texas	14:31.29	14:50.00	5
r:+0.73 23.59	48.86 (25.27)	1:14.66 (25.80)	1:40.74 (26.08)		
2:07.08 (26.34)	2:33.46 (26.38)	3:00.04 (26.58)	3:26.57 (26.53)		
3:53.28 (26.71)	4:20.23 (26.95)	4:47.04 (26.81)	5:14.06 (27.02)		
5:41.15 (27.09)	6:08.18 (27.03)	6:35.43 (27.25)	7:02.57 (27.14)		
7:29.57 (27.00)	7:57.03 (27.46)	8:24.50 (27.47)	8:51.76 (27.26)		
9:19.06 (27.30)	9:46.52 (27.46)	10:14.08 (27.56)	10:41.79 (27.71)		
11:09.46 (27.67)	11:37.28 (27.82)	12:05.36 (28.08)	12:33.30 (27.94)		
13:00.91 (27.61)	13:29.06 (28.15)	13:56.56 (27.50)	14:23.78 (27.22)	14:50.00 (26.22)	
13 Ransford, PJ	SO	Michigan	14:36.61	14:51.51	4
r:+0.77 24.81	50.75 (25.94)	1:16.93 (26.18)	1:43.29 (26.36)		
2:09.78 (26.49)	2:36.41 (26.63)	3:03.04 (26.63)	3:29.57 (26.53)		
3:56.10 (26.53)	4:22.67 (26.57)	4:49.22 (26.55)	5:14.89 (25.67)		
5:40.79 (25.90)	6:06.91 (26.12)	6:33.26 (26.35)	6:59.49 (26.23)		
7:26.05 (26.56)	7:52.42 (26.37)	8:18.92 (26.50)	8:45.45 (26.53)		
9:12.18 (26.73)	9:39.06 (26.88)	10:06.09 (27.03)	10:33.21 (27.12)		
11:00.98 (27.77)	11:29.04 (28.06)	11:57.64 (28.60)	12:26.67 (29.03)		
12:55.79 (29.12)	13:25.23 (29.44)	13:54.54 (29.31)	14:24.06 (29.52)	14:51.51 (27.45)	
14 Egan, Liam	SO	Stanford	14:44.85	14:52.34	3
r:+0.73 24.88	51.32 (26.44)	1:17.94 (26.62)	1:44.65 (26.71)		
2:11.34 (26.69)	2:37.95 (26.61)	3:04.59 (26.64)	3:31.42 (26.83)		
3:58.28 (26.86)	4:25.20 (26.92)	4:52.27 (27.07)	5:19.39 (27.12)		
5:46.55 (27.16)	6:13.91 (27.36)	6:41.19 (27.28)	7:08.56 (27.37)		
7:35.99 (27.43)	8:03.30 (27.31)	8:30.47 (27.17)	8:57.77 (27.30)		
9:25.24 (27.47)	9:52.58 (27.34)	10:19.84 (27.26)	10:47.20 (27.36)		
11:14.60 (27.40)	11:42.12 (27.52)	12:09.81 (27.69)	12:37.49 (27.68)		
13:05.10 (27.61)	13:32.56 (27.46)	13:59.81 (27.25)	14:26.83 (27.02)	14:52.34 (25.51)	
15 Frayler, Arthur	SR	Florida	14:49.22	14:52.77	2
r:+0.78 25.07	51.91 (26.84)	1:18.83 (26.92)	1:45.75 (26.92)		
2:12.66 (26.91)	2:39.73 (27.07)	3:06.68 (26.95)	3:33.56 (26.88)		
4:00.67 (27.11)	4:27.75 (27.08)	4:54.79 (27.04)	5:21.77 (26.98)		
5:48.93 (27.16)	6:15.93 (27.00)	6:43.07 (27.14)	7:10.34 (27.27)		
7:37.62 (27.28)	8:04.93 (27.31)	8:32.18 (27.25)	8:59.53 (27.35)		
9:26.69 (27.16)	9:53.99 (27.30)	10:21.19 (27.20)	10:48.57 (27.38)		
11:15.94 (27.37)	11:43.31 (27.37)	12:10.68 (27.37)	12:38.13 (27.45)		
13:05.62 (27.49)	13:33.03 (27.41)	14:00.65 (27.62)	14:27.70 (27.05)	14:52.77 (25.07)	
16 Linker, Adam	JR	NC State	14:51.47	14:52.78	1
r:+0.72 24.95	52.20 (27.25)	1:19.78 (27.58)	1:47.01 (27.23)		
2:14.19 (27.18)	2:41.48 (27.29)	3:08.93 (27.45)	3:36.23 (27.30)		
4:03.52 (27.29)	4:31.13 (27.61)	4:58.22 (27.09)	5:25.26 (27.04)		
5:52.47 (27.21)	6:19.73 (27.26)	6:47.06 (27.33)	7:14.37 (27.31)		
7:41.49 (27.12)	8:08.57 (27.08)	8:35.82 (27.25)	9:03.19 (27.37)		
9:30.08 (26.89)	9:57.50 (27.42)	10:24.76 (27.26)	10:51.98 (27.22)		
11:19.20 (27.22)	11:46.17 (26.97)	12:13.08 (26.91)	12:40.17 (27.09)		
13:07.20 (27.03)	13:34.20 (27.00)	14:01.01 (26.81)	14:27.51 (26.50)	14:52.78 (25.27)	



2016 NCAA Division 1 Men's Swimming & Diving - 03/23/16 to 03/26/16

Results

(Event 15 Men 1650 Yard Freestyle)

Name	Yr	School	Seed Time	Finals Time	Points
17 Lewis, Sam	SR	Texas	14:54.53	14:54.34	
r:+0.67 24.66		51.04 (26.38)	1:17.67 (26.63)	1:44.52 (26.85)	
2:11.68 (27.16)		2:38.88 (27.20)	3:06.19 (27.31)	3:33.48 (27.29)	
4:00.75 (27.27)		4:28.12 (27.37)	4:55.48 (27.36)	5:22.70 (27.22)	
5:50.15 (27.45)		6:17.43 (27.28)	6:44.78 (27.35)	7:11.92 (27.14)	
7:39.37 (27.45)		8:06.79 (27.42)	8:34.17 (27.38)	9:01.37 (27.20)	
9:28.35 (26.98)		9:55.30 (26.95)	10:22.34 (27.04)	10:49.39 (27.05)	
11:16.35 (26.96)		11:43.52 (27.17)	12:10.80 (27.28)	12:38.30 (27.50)	
13:05.75 (27.45)		13:33.25 (27.50)	14:00.64 (27.39)	14:28.22 (27.58)	14:54.34 (26.12)
18 Hogan, Brian	SR	Yale	14:55.44	14:57.52	
r:+0.70 24.26		50.68 (26.42)	1:17.48 (26.80)	1:44.32 (26.84)	
2:11.42 (27.10)		2:38.53 (27.11)	3:05.62 (27.09)	3:32.93 (27.31)	
4:00.32 (27.39)		4:27.44 (27.12)	4:54.65 (27.21)	5:22.04 (27.39)	
5:49.31 (27.27)		6:16.70 (27.39)	6:44.15 (27.45)	7:11.62 (27.47)	
7:38.91 (27.29)		8:06.21 (27.30)	8:33.66 (27.45)	9:01.21 (27.55)	
9:28.62 (27.41)		9:56.04 (27.42)	10:23.52 (27.48)	10:50.84 (27.32)	
11:18.44 (27.60)		11:46.03 (27.59)	12:13.58 (27.55)	12:41.17 (27.59)	
13:08.78 (27.61)		13:36.43 (27.65)	14:03.71 (27.28)	14:31.03 (27.32)	14:57.52 (26.49)
19 Thomson, Danny	SR	Stanford	14:52.12	14:58.10	
r:+0.69 24.25		50.77 (26.52)	1:17.60 (26.83)	1:44.95 (27.35)	
2:12.13 (27.18)		2:39.17 (27.04)	3:06.36 (27.19)	3:33.68 (27.32)	
4:00.87 (27.19)		4:28.14 (27.27)	4:55.35 (27.21)	5:22.21 (26.86)	
5:49.51 (27.30)		6:16.95 (27.44)	6:44.36 (27.41)	7:11.76 (27.40)	
7:39.15 (27.39)		8:06.81 (27.66)	8:34.28 (27.47)	9:01.79 (27.51)	
9:29.39 (27.60)		9:56.96 (27.57)	10:24.63 (27.67)	10:52.31 (27.68)	
11:20.38 (28.07)		11:48.15 (27.77)	12:15.94 (27.79)	12:43.77 (27.83)	
13:11.43 (27.66)		13:38.82 (27.39)	14:05.37 (26.55)	14:32.20 (26.83)	14:58.10 (25.90)
20 Burns, Janardana	JR	California	15:03.06	14:58.50	
r:+0.74 24.67		51.42 (26.75)	1:18.65 (27.23)	1:45.86 (27.21)	
2:13.00 (27.14)		2:40.23 (27.23)	3:07.14 (26.91)	3:34.36 (27.22)	
4:01.58 (27.22)		4:28.58 (27.00)	4:55.65 (27.07)	5:22.70 (27.05)	
5:49.98 (27.28)		6:17.07 (27.09)	6:44.29 (27.22)	7:11.49 (27.20)	
7:38.87 (27.38)		8:06.34 (27.47)	8:33.69 (27.35)	9:01.19 (27.50)	
9:28.71 (27.52)		9:56.30 (27.59)	10:23.88 (27.58)	10:51.46 (27.58)	
11:19.06 (27.60)		11:46.63 (27.57)	12:14.26 (27.63)	12:41.94 (27.68)	
13:09.38 (27.44)		13:36.94 (27.56)	14:04.45 (27.51)	14:32.11 (27.66)	14:58.50 (26.39)
21 Fowler, Ty	JR	Arizona	14:49.44	14:59.29	
r:+0.69 24.47		50.87 (26.40)	1:17.66 (26.79)	1:44.52 (26.86)	
2:11.52 (27.00)		2:38.50 (26.98)	3:05.40 (26.90)	3:32.52 (27.12)	
3:59.73 (27.21)		4:27.03 (27.30)	4:54.26 (27.23)	5:21.64 (27.38)	
5:49.07 (27.43)		6:16.47 (27.40)	6:43.77 (27.30)	7:11.11 (27.34)	
7:38.45 (27.34)		8:05.96 (27.51)	8:33.63 (27.67)	9:01.14 (27.51)	
9:28.79 (27.65)		9:56.59 (27.80)	10:24.29 (27.70)	10:52.04 (27.75)	
11:19.82 (27.78)		11:47.57 (27.75)	12:15.31 (27.74)	12:43.06 (27.75)	
13:10.79 (27.73)		13:38.44 (27.65)	14:06.01 (27.57)	14:33.11 (27.10)	14:59.29 (26.18)



2016 NCAA Division 1 Men's Swimming & Diving - 03/23/16 to 03/26/16

Results

(Event 15 Men 1650 Yard Freestyle)

Name	Yr	School	Seed Time	Finals Time	Points
22 Bekemeyer, Cody	FR	South Carolina	14:55.46	14:59.56	
r:+0.64 25.09	52.05 (26.96)	1:19.51 (27.46)	1:46.68 (27.17)		
2:13.83 (27.15)	2:40.99 (27.16)	3:07.85 (26.86)	3:34.83 (26.98)		
4:02.07 (27.24)	4:29.19 (27.12)	4:56.36 (27.17)	5:23.49 (27.13)		
5:50.71 (27.22)	6:17.91 (27.20)	6:45.28 (27.37)	7:12.54 (27.26)		
7:39.75 (27.21)	8:06.98 (27.23)	8:34.26 (27.28)	9:01.75 (27.49)		
9:29.11 (27.36)	9:56.32 (27.21)	10:23.71 (27.39)	10:51.26 (27.55)		
11:18.93 (27.67)	11:46.47 (27.54)	12:14.16 (27.69)	12:41.63 (27.47)		
13:09.24 (27.61)	13:37.01 (27.77)	14:04.91 (27.90)	14:32.88 (27.97)	14:59.56 (26.68)	
23 Litherland, Kevin	SO	Georgia	15:02.90	15:00.65	
r:+0.72 24.72	51.98 (27.26)	1:19.47 (27.49)	1:47.14 (27.67)		
2:14.65 (27.51)	2:42.20 (27.55)	3:09.75 (27.55)	3:37.26 (27.51)		
4:04.91 (27.65)	4:32.63 (27.72)	5:00.14 (27.51)	5:27.73 (27.59)		
5:55.21 (27.48)	6:22.75 (27.54)	6:50.14 (27.39)	7:17.65 (27.51)		
7:45.10 (27.45)	8:12.58 (27.48)	8:40.07 (27.49)	9:07.54 (27.47)		
9:34.81 (27.27)	10:02.30 (27.49)	10:29.70 (27.40)	10:57.10 (27.40)		
11:24.32 (27.22)	11:51.48 (27.16)	12:18.72 (27.24)	12:45.99 (27.27)		
13:13.06 (27.07)	13:40.32 (27.26)	14:07.74 (27.42)	14:34.65 (26.91)	15:00.65 (26.00)	
24 Kao, Ryan	SO	California	15:12.20	15:01.54	
r:+0.69 24.59	51.19 (26.60)	1:18.10 (26.91)	1:45.53 (27.43)		
2:12.86 (27.33)	2:40.42 (27.56)	3:07.80 (27.38)	3:35.04 (27.24)		
4:02.12 (27.08)	4:29.19 (27.07)	4:56.34 (27.15)	5:23.53 (27.19)		
5:50.98 (27.45)	6:18.19 (27.21)	6:45.42 (27.23)	7:12.75 (27.33)		
7:40.14 (27.39)	8:07.60 (27.46)	8:35.01 (27.41)	9:02.64 (27.63)		
9:30.22 (27.58)	9:57.58 (27.36)	10:24.88 (27.30)	10:52.49 (27.61)		
11:20.23 (27.74)	11:48.10 (27.87)	12:16.00 (27.90)	12:43.86 (27.86)		
13:11.36 (27.50)	13:39.17 (27.81)	14:07.06 (27.89)	14:34.58 (27.52)	15:01.54 (26.96)	
25 Kiraly, Bence	SR	Univ of Utah	14:50.19	15:01.79	
r:+0.73 24.93	51.85 (26.92)	1:19.16 (27.31)	1:46.26 (27.10)		
2:13.30 (27.04)	2:40.15 (26.85)	3:07.11 (26.96)	3:34.01 (26.90)		
4:01.04 (27.03)	4:28.03 (26.99)	4:55.20 (27.17)	5:22.28 (27.08)		
5:49.42 (27.14)	6:16.70 (27.28)	6:43.90 (27.20)	7:11.28 (27.38)		
7:38.69 (27.41)	8:06.16 (27.47)	8:33.74 (27.58)	9:01.29 (27.55)		
9:28.95 (27.66)	9:56.87 (27.92)	10:24.73 (27.86)	10:52.64 (27.91)		
11:20.33 (27.69)	11:47.99 (27.66)	12:15.89 (27.90)	12:43.86 (27.97)		
13:11.79 (27.93)	13:39.66 (27.87)	14:07.49 (27.83)	14:35.42 (27.93)	15:01.79 (26.37)	
26 Tolosa, Juan	SR	Arizona St	14:55.22	15:03.48	
r:+0.76 25.57	52.67 (27.10)	1:19.88 (27.21)	1:46.89 (27.01)		
2:14.11 (27.22)	2:41.32 (27.21)	3:08.58 (27.26)	3:35.77 (27.19)		
4:02.97 (27.20)	4:30.14 (27.17)	4:57.41 (27.27)	5:24.63 (27.22)		
5:51.88 (27.25)	6:19.23 (27.35)	6:46.56 (27.33)	7:13.74 (27.18)		
7:41.10 (27.36)	8:08.50 (27.40)	8:35.89 (27.39)	9:03.43 (27.54)		
9:30.85 (27.42)	9:58.32 (27.47)	10:25.95 (27.63)	10:53.57 (27.62)		
11:21.45 (27.88)	11:49.23 (27.78)	12:17.12 (27.89)	12:45.01 (27.89)		
13:12.88 (27.87)	13:41.06 (28.18)	14:09.06 (28.00)	14:37.00 (27.94)	15:03.48 (26.48)	



2016 NCAA Division 1 Men's Swimming & Diving - 03/23/16 to 03/26/16

Results

(Event 15 Men 1650 Yard Freestyle)

Name	Yr	School	Seed Time	Finals Time	Points
27 Singley, Ted	SR	Southern Cali	14:57.80	15:04.13	
r:+0.71 24.87	51.82 (26.95)	1:19.11 (27.29)	1:46.47 (27.36)		
2:13.80 (27.33)	2:41.22 (27.42)	3:08.73 (27.51)	3:36.27 (27.54)		
4:03.60 (27.33)	4:30.93 (27.33)	4:58.55 (27.62)	5:25.97 (27.42)		
5:53.53 (27.56)	6:21.09 (27.56)	6:48.62 (27.53)	7:16.14 (27.52)		
7:43.64 (27.50)	8:11.20 (27.56)	8:38.68 (27.48)	9:06.08 (27.40)		
9:33.73 (27.65)	10:01.20 (27.47)	10:29.01 (27.81)	10:56.72 (27.71)		
11:24.58 (27.86)	11:52.21 (27.63)	12:19.96 (27.75)	12:47.76 (27.80)		
13:15.36 (27.60)	13:42.91 (27.55)	14:10.42 (27.51)	14:37.91 (27.49)	15:04.13 (26.22)	
28 Norman, Nick	FR	California	14:52.66	15:05.44	
r:+0.71 24.18	50.57 (26.39)	1:17.15 (26.58)	1:44.16 (27.01)		
2:11.27 (27.11)	2:38.42 (27.15)	3:05.72 (27.30)	3:32.93 (27.21)		
4:00.24 (27.31)	4:27.68 (27.44)	4:55.07 (27.39)	5:22.21 (27.14)		
5:49.57 (27.36)	6:16.97 (27.40)	6:44.48 (27.51)	7:11.87 (27.39)		
7:39.26 (27.39)	8:06.74 (27.48)	8:34.49 (27.75)	9:02.08 (27.59)		
9:29.75 (27.67)	9:57.19 (27.44)	10:25.00 (27.81)	10:52.95 (27.95)		
11:20.80 (27.85)	11:48.85 (28.05)	12:16.79 (27.94)	12:45.06 (28.27)		
13:13.35 (28.29)	13:41.55 (28.20)	14:09.88 (28.33)	14:38.32 (28.44)	15:05.44 (27.12)	
29 Heron, David	SO	Tennessee	14:55.77	15:11.27	
r:+0.68 25.03	51.92 (26.89)	1:19.06 (27.14)	1:46.63 (27.57)		
2:14.24 (27.61)	2:41.71 (27.47)	3:09.11 (27.40)	3:36.79 (27.68)		
4:04.39 (27.60)	4:32.12 (27.73)	5:00.06 (27.94)	5:28.00 (27.94)		
5:55.88 (27.88)	6:23.84 (27.96)	6:51.84 (28.00)	7:19.95 (28.11)		
7:47.85 (27.90)	8:15.79 (27.94)	8:43.74 (27.95)	9:11.75 (28.01)		
9:39.74 (27.99)	10:07.71 (27.97)	10:35.63 (27.92)	11:03.42 (27.79)		
11:31.36 (27.94)	11:59.15 (27.79)	12:27.10 (27.95)	12:54.96 (27.86)		
13:22.76 (27.80)	13:50.32 (27.56)	14:17.68 (27.36)	14:45.06 (27.38)	15:11.27 (26.21)	
30 Peterson, Alex	SO	Penn	14:58.64	15:14.42	
r:+0.68 24.22	51.48 (27.26)	1:18.77 (27.29)	1:46.11 (27.34)		
2:13.43 (27.32)	2:40.73 (27.30)	3:08.08 (27.35)	3:35.41 (27.33)		
4:02.80 (27.39)	4:30.53 (27.73)	4:58.09 (27.56)	5:25.59 (27.50)		
5:53.30 (27.71)	6:21.00 (27.70)	6:49.20 (28.20)	7:17.06 (27.86)		
7:44.82 (27.76)	8:12.89 (28.07)	8:40.74 (27.85)	9:08.69 (27.95)		
9:36.81 (28.12)	10:04.88 (28.07)	10:32.99 (28.11)	11:01.32 (28.33)		
11:29.57 (28.25)	11:57.82 (28.25)	12:26.15 (28.33)	12:54.35 (28.20)		
13:22.67 (28.32)	13:51.12 (28.45)	14:19.44 (28.32)	14:47.70 (28.26)	15:14.42 (26.72)	
31 Bunch, Dylan	SR	Denver	14:54.73	15:17.46	
r:+0.77 24.75	51.40 (26.65)	1:18.39 (26.99)	1:45.64 (27.25)		
2:13.21 (27.57)	2:40.89 (27.68)	3:08.31 (27.42)	3:35.90 (27.59)		
4:03.56 (27.66)	4:31.18 (27.62)	4:58.70 (27.52)	5:26.26 (27.56)		
5:53.93 (27.67)	6:21.66 (27.73)	6:49.52 (27.86)	7:17.45 (27.93)		
7:45.41 (27.96)	8:13.44 (28.03)	8:41.55 (28.11)	9:09.61 (28.06)		
9:37.96 (28.35)	10:06.24 (28.28)	10:34.37 (28.13)	11:02.72 (28.35)		
11:31.06 (28.34)	11:59.51 (28.45)	12:27.72 (28.21)	12:56.17 (28.45)		
13:24.48 (28.31)	13:52.88 (28.40)	14:21.28 (28.40)	14:49.80 (28.52)	15:17.46 (27.66)	



2016 NCAA Division 1 Men's Swimming & Diving - 03/23/16 to 03/26/16

Results

(Event 15 Men 1650 Yard Freestyle)

Name	Yr	School	Seed Time	Finals Time	Points
32 Rainey, Ian	SO	Michigan	15:09.78	15:23.13	
r:+0.70 25.43		53.29 (27.86)	1:21.21 (27.92)	1:48.13 (26.92)	
2:15.08 (26.95)		2:42.34 (27.26)	3:09.83 (27.49)	3:37.20 (27.37)	
4:04.85 (27.65)		4:32.59 (27.74)	5:00.69 (28.10)	5:28.47 (27.78)	
5:56.32 (27.85)		6:24.18 (27.86)	6:52.23 (28.05)	7:20.38 (28.15)	
7:48.67 (28.29)		8:16.89 (28.22)	8:45.15 (28.26)	9:13.55 (28.40)	
9:42.20 (28.65)		10:10.42 (28.22)	10:38.99 (28.57)	11:07.65 (28.66)	
11:36.15 (28.50)		12:04.77 (28.62)	12:33.35 (28.58)	13:01.93 (28.58)	
13:30.51 (28.58)		13:59.15 (28.64)	14:27.81 (28.66)	14:56.08 (28.27)	15:23.13 (27.05)
33 Campbell, Henry	SO	UNC	15:15.50	15:23.41	
r:+0.68 25.22		52.63 (27.41)	1:20.18 (27.55)	1:47.85 (27.67)	
2:15.55 (27.70)		2:43.24 (27.69)	3:11.06 (27.82)	3:39.00 (27.94)	
4:07.05 (28.05)		4:34.95 (27.90)	5:02.79 (27.84)	5:30.44 (27.65)	
5:58.32 (27.88)		6:26.44 (28.12)	6:54.38 (27.94)	7:22.34 (27.96)	
7:50.50 (28.16)		8:18.55 (28.05)	8:46.45 (27.90)	9:14.70 (28.25)	
9:42.86 (28.16)		10:11.10 (28.24)	10:39.39 (28.29)	11:08.03 (28.64)	
11:36.43 (28.40)		12:04.94 (28.51)	12:33.65 (28.71)	13:02.08 (28.43)	
13:30.48 (28.40)		13:59.10 (28.62)	14:27.63 (28.53)	14:55.93 (28.30)	15:23.41 (27.48)
34 Manganiello, Blake	SO	Florida	15:00.11	15:24.25	
r:+0.74 24.94		51.96 (27.02)	1:19.36 (27.40)	1:47.23 (27.87)	
		2:42.41 ()	3:10.06 (27.65)	3:37.61 (27.55)	
4:05.26 (27.65)		4:32.94 (27.68)	5:00.58 (27.64)	5:28.47 (27.89)	
5:56.66 (28.19)		6:24.97 (28.31)	6:53.12 (28.15)	7:21.35 (28.23)	
7:49.82 (28.47)		8:18.50 (28.68)	8:47.27 (28.77)	9:15.66 (28.39)	
9:44.15 (28.49)		10:12.84 (28.69)	10:40.89 (28.05)	11:09.13 (28.24)	
11:37.63 (28.50)		12:06.16 (28.53)	12:34.54 (28.38)	13:03.17 (28.63)	
13:31.61 (28.44)		13:59.98 (28.37)	14:28.32 (28.34)	14:56.66 (28.34)	15:24.25 (27.59)
--- Snyder, Austin	SR	NC State	15:12.00	DFS	
Declared false start					

Event 16 Men 200 Yard Backstroke

NCAA:	1:35.73	N	03/26/16	Ryan Murphy	California-PC
American:	1:35.73	A	03/26/16	Ryan Murphy	California-PC
U. S. Open:	1:35.73	O	03/26/16	Ryan Murphy	California-PC
Championship:	1:35.73	C	03/26/16	Ryan Murphy	California-PC
Pool:	1:35.73	P	03/26/16	Ryan Murphy	California-PC

Name	Yr	School	Prelim Time	Finals Time	Points
A - Final					
1 Murphy, Ryan	JR	California	1:37.80	1:35.73 N	20
r:+0.56 22.20		46.36 (24.16)	1:10.86 (24.50)	1:35.73 (24.87)	
2 Pebley, Jacob	SR	California	1:39.14	1:38.50	17
r:+0.68 23.21		47.60 (24.39)	1:12.39 (24.79)	1:38.50 (26.11)	
3 Stuart, Hennessey	SO	NC State	1:39.38	1:38.56	16
r:+0.52 22.67		47.30 (24.63)	1:12.62 (25.32)	1:38.56 (25.94)	
4 Lehane, Sean	SR	Tennessee	1:39.24	1:39.29	15
r:+0.58 23.68		48.94 (25.26)	1:13.95 (25.01)	1:39.29 (25.34)	



2016 NCAA Division 1 Men's Swimming & Diving - 03/23/16 to 03/26/16

Results

A - Final ... (Event 16 Men 200 Yard Backstroke)

Name	Yr	School	Prelim Time	Finals Time	Points
5 Oslin, Connor	JR	Alabama	1:39.92	1:39.85	14
r:+0.66 23.13		47.97 (24.84) 1:13.58 (25.61)	1:39.85 (26.27)		
6 Taylor, Jake	SR	Brigham Young	1:39.42	1:39.93	13
r:+0.53 22.90		48.03 (25.13) 1:13.62 (25.59)	1:39.93 (26.31)		
7 Harty, Ryan	FR	Texas	1:39.17	1:40.11	12
r:+0.58 23.15		48.44 (25.29) 1:14.16 (25.72)	1:40.11 (25.95)		
8 Mulcare, Pat	FR	Southern Cali	1:39.68	1:40.22	11
r:+0.73 23.71		49.19 (25.48) 1:14.52 (25.33)	1:40.22 (25.70)		

B - Final

9 Tarasevich, Grigory	JR	Louisville	1:39.96	1:39.81	9
r:+0.56 23.86		48.99 (25.13) 1:14.53 (25.54)	1:39.81 (25.28)		
10 Reid, Christopher	SO	Alabama	1:40.11	1:39.87	7
r:+0.73 24.24		49.80 (25.56) 1:14.93 (25.13)	1:39.87 (24.94)		
11 Shebat, John	FR	Texas	1:40.30	1:40.10	6
r:+0.68 23.18		48.66 (25.48) 1:14.55 (25.89)	1:40.10 (25.55)		
12 Griffin, Carter	JR	Missouri	1:40.67	1:40.16	5
r:+0.57 24.11		49.18 (25.07) 1:14.73 (25.55)	1:40.16 (25.43)		
13 Dezwirek, Jeremie	SR	California	1:40.54	1:40.91	4
r:+0.58 23.21		48.50 (25.29) 1:14.64 (26.14)	1:40.91 (26.27)		
14 Litherland, Jay	SO	Georgia	1:40.70	1:41.00	3
r:+0.75 23.63		49.28 (25.65) 1:15.16 (25.88)	1:41.00 (25.84)		
15 Owen, Robert	JR	Virginia Tech	1:40.60	1:41.34	2
r:+0.52 23.63		49.08 (25.45) 1:15.32 (26.24)	1:41.34 (26.02)		
16 Main, Corey	SR	Florida	1:40.74	1:41.36	1
r:+0.64 24.26		50.22 (25.96) 1:15.93 (25.71)	1:41.36 (25.43)		

Event 16 Men 200 Yard Backstroke

NCAA:	1:35.73	N	03/26/16	Ryan Murphy	California-PC
American:	1:35.73	A	03/26/16	Ryan Murphy	California-PC
U. S. Open:	1:35.73	O	03/26/16	Ryan Murphy	California-PC
Championship:	1:35.73	C	03/26/16	Ryan Murphy	California-PC
Pool:	1:35.73	P	03/26/16	Ryan Murphy	California-PC

Name	Yr	School	Seed Time	Prelim Time	
Preliminaries					
1 Murphy, Ryan	JR	California	1:38.35	1:37.80	q
r:+0.60 23.09		48.42 (25.33) 1:13.39 (24.97)	1:37.80 (24.41)		
2 Pebley, Jacob	SR	California	1:38.86	1:39.14	q
r:+0.63 23.29		48.13 (24.84) 1:14.16 (26.03)	1:39.14 (24.98)		
3 Harty, Ryan	FR	Texas	1:40.39	1:39.17	q
r:+0.57 23.30		48.62 (25.32) 1:13.91 (25.29)	1:39.17 (25.26)		
4 Lehane, Sean	SR	Tennessee	1:40.30	1:39.24	q
r:+0.58 23.49		48.80 (25.31) 1:13.76 (24.96)	1:39.24 (25.48)		
5 Stuart, Hennessey	SO	NC State	1:39.58	1:39.38	q
r:+0.57 23.01		48.07 (25.06) 1:13.82 (25.75)	1:39.38 (25.56)		
6 Taylor, Jake	SR	Brigham Young	1:40.60	1:39.42	q
r:+0.55 23.62		48.91 (25.29) 1:14.20 (25.29)	1:39.42 (25.22)		



2016 NCAA Division 1 Men's Swimming & Diving - 03/23/16 to 03/26/16

Results

Preliminaries ... (Event 16 Men 200 Yard Backstroke)

Name	Yr	School	Seed Time	Prelim Time	
7 Mulcare, Pat	FR	Southern Cali	1:39.64	1:39.68	q
r:+0.66 23.74	48.58 (24.84)	1:13.85 (25.27)	1:39.68 (25.83)		
8 Oslin, Connor	JR	Alabama	1:40.42	1:39.92	q
r:+0.60 24.12	49.16 (25.04)	1:14.38 (25.22)	1:39.92 (25.54)		
9 Tarasevich, Grigory	JR	Louisville	1:39.28	1:39.96	q
r:+0.58 23.68	49.15 (25.47)	1:14.55 (25.40)	1:39.96 (25.41)		
10 Reid, Christopher	SO	Alabama	1:40.95	1:40.11	q
r:+0.75 23.76	49.22 (25.46)	1:14.69 (25.47)	1:40.11 (25.42)		
11 Shebat, John	FR	Texas	1:42.05	1:40.30	q
r:+0.93 23.29	48.55 (25.26)	1:14.34 (25.79)	1:40.30 (25.96)		
12 Dezwirek, Jeremie	SR	California	1:41.21	1:40.54	q
r:+0.95 23.09	48.28 (25.19)	1:14.18 (25.90)	1:40.54 (26.36)		
13 Owen, Robert	JR	Virginia Tech	1:41.28	1:40.60	q
r:+0.73 23.35	48.23 (24.88)	1:14.19 (25.96)	1:40.60 (26.41)		
14 Griffin, Carter	JR	Missouri	1:41.11	1:40.67	q
r:+0.59 23.70	48.66 (24.96)	1:14.40 (25.74)	1:40.67 (26.27)		
15 Litherland, Jay	SO	Georgia	1:43.36	1:40.70	q
r:+0.95 24.13	49.51 (25.38)	1:14.92 (25.41)	1:40.70 (25.78)		
16 Main, Corey	SR	Florida	1:41.92	1:40.74	q
r:+0.55 24.12	49.96 (25.84)	1:15.39 (25.43)	1:40.74 (25.35)		
17 Maudslien, Thane	JR	Arizona	1:41.13	1:40.75	
r:+0.60 23.90	49.53 (25.63)	1:15.13 (25.60)	1:40.75 (25.62)		
18 Patching, Joe	JR	Auburn	1:40.14	1:40.79	
r:+0.72 23.42	48.91 (25.49)	1:14.98 (26.07)	1:40.79 (25.81)		
19 Loncar, Anton	SO	Denver	1:40.95	1:41.02	
r:+0.61 23.76	49.18 (25.42)	1:14.96 (25.78)	1:41.02 (26.06)		
20 Roberts, Jonathan	SO	Texas	1:42.14	1:41.27	
r:+0.78 23.25	48.69 (25.44)	1:14.74 (26.05)	1:41.27 (26.53)		
21 Sanders, Tristan	SO	Michigan	1:41.81	1:41.33	
r:+0.69 23.72	49.46 (25.74)	1:15.14 (25.68)	1:41.33 (26.19)		
22 Byrd, Austin	SR	Wisconsin	1:41.69	1:41.40	
r:+0.60 23.54	49.34 (25.80)	1:15.53 (26.19)	1:41.40 (25.87)		
23 Greene, Aaron	JR	Louisville	1:40.94	1:41.48	
r:+0.59 23.51	48.94 (25.43)	1:14.83 (25.89)	1:41.48 (26.65)		
24 Whitaker, Aaron	SO	Michigan	1:42.35	1:41.50	
r:+0.59 23.63	49.05 (25.42)	1:15.75 (26.70)	1:41.50 (25.75)		
25 Tesone, Nolan	SR	Louisville	1:41.66	1:41.55	
r:+0.60 24.06	49.07 (25.01)	1:14.95 (25.88)	1:41.55 (26.60)		
26 Conaton, Patrick	SO	Stanford	1:40.85	1:41.80	
r:+0.66 23.74	49.36 (25.62)	1:15.61 (26.25)	1:41.80 (26.19)		
27 Glover, Bob	JR	Indiana	1:41.42	1:41.83	
r:+0.57 23.71	49.51 (25.80)	1:15.68 (26.17)	1:41.83 (26.15)		
28 Perry, Barkley	JR	Arizona St	1:41.84	1:42.00	
r:+0.78 23.79	49.44 (25.65)	1:15.42 (25.98)	1:42.00 (26.58)		



2016 NCAA Division 1 Men's Swimming & Diving - 03/23/16 to 03/26/16

Results


Preliminaries ... (Event 16 Men 200 Yard Backstroke)

Name	Yr	School	Seed Time	Prelim Time
29 Ress, Justin	FR	NC State	1:40.57	1:42.01
r:+0.74 23.96	49.27 (25.31)	1:15.28 (26.01)	1:42.01 (26.73)	
30 Arata, Ryan	SR	Stanford	1:41.66	1:42.08
r:+0.60 23.45	49.01 (25.56)	1:15.18 (26.17)	1:42.08 (26.90)	
31 Balogh, Brennan	FR	Florida	1:43.07	1:42.19
r:+0.53 24.30	50.10 (25.80)	1:15.84 (25.74)	1:42.19 (26.35)	
32 Knox, Jonathan	SO	Southern Cali	1:41.92	1:42.59
r:+0.63 23.63	49.42 (25.79)	1:15.43 (26.01)	1:42.59 (27.16)	
33 Powell, Garrett	SR	Georgia	1:42.55	1:42.87
r:+0.62 24.30	49.76 (25.46)	1:16.02 (26.26)	1:42.87 (26.85)	
34 Blyzinskyj, Jack	JR	Florida	1:41.96	1:43.00
r:+0.61 24.09	50.11 (26.02)	1:16.91 (26.80)	1:43.00 (26.09)	
35 Green, Connor	SO	California	1:43.29	1:43.04
r:+0.56 24.12	49.67 (25.55)	1:16.17 (26.50)	1:43.04 (26.87)	
36 Dudzinski, Kyle	SR	Michigan	1:43.86	1:43.33
r:+0.69 24.21	50.09 (25.88)	1:16.45 (26.36)	1:43.33 (26.88)	
37 Graesser, Nic	SR	UNC	1:40.83	1:43.41
r:+0.78 23.79	49.80 (26.01)	1:16.64 (26.84)	1:43.41 (26.77)	
38 Mangan, Jack	JR	Michigan	1:44.58	1:43.52
r:+0.77 23.80	49.55 (25.75)	1:16.16 (26.61)	1:43.52 (27.36)	
39 Williamson, Max	JR	Stanford	1:45.09	1:43.93
r:+0.75 24.55	50.25 (25.70)	1:16.73 (26.48)	1:43.93 (27.20)	
40 Lebed, Alex	FR	Florida	1:45.86	1:45.16
r:+0.68 25.40	51.94 (26.54)	1:18.43 (26.49)	1:45.16 (26.73)	
41 Bonetti, Brock	SO	Texas A&M	1:42.75	1:45.54
r:+0.70 23.54	49.28 (25.74)	1:17.15 (27.87)	1:45.54 (28.39)	
42 Stewart, Sam	FR	Auburn	1:46.10	1:47.64
r:+0.60 25.13	51.67 (26.54)	1:19.65 (27.98)	1:47.64 (27.99)	
--- Rysemus, Logan	JR	LSU	1:45.19	DFS
Declared false start				
--- Dale, Taylor	JR	Georgia	1:41.38	DFS
Declared false start				
--- Pinfold, Brett	JR	Wisconsin	1:42.38	DFS
Declared false start				

Event 17 Men 100 Yard Freestyle

NCAA:	40.46	N	03/26/16	Caeleb Dressel	Florida-FL
American:	40.46	A	03/26/16	Caeleb Dressel	Florida-FL
U. S. Open:	40.46	O	03/26/16	Caeleb Dressel	Florida-FL
Championship:	40.46	C	03/26/16	Caeleb Dressel	Florida-FL
Pool:	40.46	P	03/26/16	Caeleb Dressel	Florida-FL

Name	Yr	School	Prelim Time	Finals Time	Points
A - Final					
1 Dressel, Caeleb	SO	Florida	41.73	40.46N	20
r:+0.68 19.23	40.46 (21.23)				



2016 NCAA Division 1 Men's Swimming & Diving - 03/23/16 to 03/26/16

Results

A - Final ... (Event 17 Men 100 Yard Freestyle)

Name	Yr	School	Prelim Time	Finals Time	Points
2 Bilis, Simonas r:+0.66 19.77	SR	NC State	41.59	41.18	17
3 Gkolomeev, Kristian r:+0.68 19.63	JR	Alabama	41.76	41.52	16
4 Held, Ryan r:+0.63 19.82	SO	NC State	41.78	41.77	15
5 Ringgold, Brett r:+0.75 19.81	SO	Texas	42.36	41.80	14
6 Chadwick, Michael r:+0.70 20.02	JR	Missouri	41.94	41.98	13
*7 Murray, John r:+0.64 20.13	SR	Texas	42.32	42.65	11.50
*7 Trice, Michael r:+0.70 20.06	SR	Georgia	42.35	42.65	11.50

B - Final

9 Tavcar, Anze r:+0.74 20.18	JR	Indiana	42.67	42.34	9
10 Pieroni, Blake r:+0.65 20.25	SO	Indiana	42.58	42.50	7
11 Ellis, Matt r:+0.69 20.32	SR	Texas	42.67	42.54	6
12 Koski, Matias r:+0.71 20.68	SR	Georgia	42.56	42.68	5
13 Bams, Laurent r:+0.68 20.55	SO	Alabama	42.39	42.72	4
14 Perry, Sam r:+0.61 20.66	SO	Stanford	42.37	42.85	3
15 Tribuntsov, Ralf r:+0.71 20.61	SO	Southern Cali	42.51	42.96	2
16 Nielsen, Anders r:+0.69 20.65	SR	Michigan	42.64	43.18	1

Event 17 Men 100 Yard Freestyle

NCAA:	40.46	N	03/26/16	Caeleb Dressel	Florida-FL
American:	40.46	A	03/26/16	Caeleb Dressel	Florida-FL
U. S. Open:	40.46	O	03/26/16	Caeleb Dressel	Florida-FL
Championship:	40.46	C	03/26/16	Caeleb Dressel	Florida-FL
Pool:	40.46	P	03/26/16	Caeleb Dressel	Florida-FL

Name	Yr	School	Seed Time	Prelim Time	
Preliminaries					
1 Bilis, Simonas r:+0.69 19.79	SR	NC State	41.76	41.59	q
2 Dressel, Caeleb r:+0.66 20.07	SO	Florida	41.07	41.73	q
3 Gkolomeev, Kristian r:+0.71 19.88	JR	Alabama	42.67	41.76	q



2016 NCAA Division 1 Men's Swimming & Diving - 03/23/16 to 03/26/16

Results

Preliminaries ... (Event 17 Men 100 Yard Freestyle)

Name	Yr	School	Seed Time	Prelim Time	
4 Held, Ryan	SO	NC State	41.69	41.78	q
r:+0.67 19.93		41.78 (21.85)			
5 Chadwick, Michael	JR	Missouri	41.89	41.94	q
r:+0.67 20.09		41.94 (21.85)			
6 Murray, John	SR	Texas	42.42	42.32	q
r:+0.63 20.19		42.32 (22.13)			
7 Trice, Michael	SR	Georgia	43.01	42.35	q
r:+0.69 20.19		42.35 (22.16)			
8 Ringgold, Brett	SO	Texas	42.04	42.36	q
r:+0.72 20.13		42.36 (22.23)			
9 Perry, Sam	SO	Stanford	42.72	42.37	q
r:+0.57 20.00		42.37 (22.37)			
10 Bams, Laurent	SO	Alabama	42.71	42.39	q
r:+0.68 20.41		42.39 (21.98)			
11 Tribuntsov, Ralf	SO	Southern Cali	42.81	42.51	q
r:+0.71 20.30		42.51 (22.21)			
12 Koski, Matias	SR	Georgia	42.74	42.56	q
r:+0.69 20.40		42.56 (22.16)			
13 Pieroni, Blake	SO	Indiana	42.27	42.58	q
r:+0.66 20.21		42.58 (22.37)			
14 Nielsen, Anders	SR	Michigan	43.12	42.64	q
r:+0.69 20.43		42.64 (22.21)			
*15 Ellis, Matt	SR	Texas	42.82	42.67	q
r:+0.69 20.48		42.67 (22.19)			
*15 Tavcar, Anze	JR	Indiana	42.58	42.67	q
r:+0.72 20.53		42.67 (22.14)			
17 Lynch, Justin	SO	California	42.71	42.78	
r:+0.66 20.71		42.78 (22.07)			
18 Clifton, Cannon	JR	Wisconsin	42.67	42.84	
r:+0.69 20.39		42.84 (22.45)			
19 Powers, Paul	SO	Michigan	42.73	42.91	
r:+0.64 20.46		42.91 (22.45)			
20 Holoda, Peter	SO	Auburn	42.23	42.96	
r:+0.68 20.41		42.96 (22.55)			
21 Khalafalla, Ali	SO	Indiana	42.73	43.03	
r:+0.65 20.53		43.03 (22.50)			
22 Schultz, Eric	SR	Penn	42.83	43.05	
r:+0.66 20.18		43.05 (22.87)			
23 Bohus, Richard	JR	Arizona St	43.09	43.18	
r:+0.69					
24 Darmody, Kyle	JR	Auburn	43.05	43.21	
r:+0.68 20.59		43.21 (22.62)			
25 Sikatzki, Philipp	JR	Cleveland St	43.22	43.24	
r:+0.71 20.82		43.24 (22.42)			



2016 NCAA Division 1 Men's Swimming & Diving - 03/23/16 to 03/26/16

Results

Preliminaries ... (Event 17 Men 100 Yard Freestyle)

Name	Yr	School	Seed Time	Prelim Time
26 Bonk, Joe	JR	NC State	42.53	43.27
	r:+0.70	20.64	43.27 (22.63)	
27 Hammoud, Youssef	SR	Georgia Tech	42.92	43.30
	r:+0.70	20.65	43.30 (22.65)	
28 Linge, Alex	SR	LSU	43.16	43.31
	r:+0.70	20.74	43.31 (22.57)	
29 Jackson, Tate	FR	Texas	42.91	43.33
	r:+0.77	20.44	43.33 (22.89)	
30 Richmond, Renny	JR	Arizona	42.78	43.34
	r:+0.64	20.82	43.34 (22.52)	
31 Bureau, Lucas	SR	Virginia Tech	43.67	43.47
	r:+0.67	20.84	43.47 (22.63)	
32 D'Alessandro, Teo	SR	Princeton	44.26	43.48
	r:+0.65	20.83	43.48 (22.65)	
*33 Virva, Dillon	SR	UNLV	43.54	43.50
	r:+0.66			
*33 Werner, Pawel	SR	Florida	44.01	43.50
	r:+0.68	20.85	43.50 (22.65)	
35 Apple, Zach	FR	Auburn	43.47	43.54
	r:+0.67	20.79	43.54 (22.75)	
36 Lile, Nathan	SR	Gardner-Webb	43.05	43.55
	r:+0.67	20.59	43.55 (22.96)	
37 Sorenson, Payton	SO	Brigham Young	42.86	43.57
	r:+0.72	20.40	43.57 (23.17)	
38 Plaschka, Justin	SO	Notre Dame	43.05	43.58
	r:+0.61	20.44	43.58 (23.14)	
39 Marsh, Andrew	SR	West Virginia	42.77	43.64
	r:+0.66	20.85	43.64 (22.79)	
40 Becker, Bowen	FR	Minnesota	43.43	43.66
	r:+0.67	21.05	43.66 (22.61)	
41 Samouilich, Yuri	JR	Hawaii	43.35	43.83
	r:+0.75	21.19	43.83 (22.64)	
42 Robrock, Kyle	JR	Denver	43.35	43.86
	r:+0.71	20.84	43.86 (23.02)	
43 Henry, Andrew	SR	Eastern Mich	43.34	43.89
	r:+0.64	20.93	43.89 (22.96)	
44 Malone, Reed	JR	Southern Cali	43.25	43.94
	r:+0.68	20.97	43.94 (22.97)	
45 Coan, Kyle	SO	California	43.42	44.21
	r:+0.62	20.89	44.21 (23.32)	
46 Peek, James	JR	Duke	43.53	44.22
	r:+0.73	21.01	44.22 (23.21)	
47 Duvall, Thomas	SR	U S Navy	44.13	44.69
	r:+0.74	21.29	44.69 (23.40)	
--- Walsh, Brett	SR	Alabama	43.90	DFS
	Declared false start			



2016 NCAA Division 1 Men's Swimming & Diving - 03/23/16 to 03/26/16

Results

Preliminaries ... (Event 17 Men 100 Yard Freestyle)

Name	Yr	School	Seed Time	Prelim Time
--- Williams, Trent Declared false start	SR	California	43.97	DFS
--- Andrew, Mark Declared false start	FR	Penn	43.71	DFS
--- Schreuders, Mikel Declared false start	FR	Missouri	43.80	DFS
--- Dahl, Soeren Declared false start	JR	NC State	42.85	DFS
--- Duskinas, Tadas Declared false start	JR	Arizona St	43.33	DFS
--- Decoursey, Kyle Declared false start	FR	Tennessee	43.26	DFS
--- Coutinho, Pedro Declared false start	SR	Louisville	44.10	DFS
--- Lindenbauer, Matthias Declared false start	JR	Louisville	43.51	DFS
--- Schiellerup, Andreas Declared false start	JR	NC State	43.22	DFS

Event 18 Men 200 Yard Breaststroke

NCAA:	1:48.12	N	03/26/16	Will Licon	Texas-ST
American:	1:48.12	A	03/26/16	Will Licon	Texas-ST
U. S. Open:	1:48.12	O	03/26/16	Will Licon	Texas-ST
Championship:	1:48.12	C	03/26/16	Will Licon	Texas-ST
Pool:	1:48.12	P	03/26/16	Will Licon	Texas-ST

Name	Yr	School	Prelim Time	Finals Time	Points
A - Final					
1 Licon, Will r:+0.72 24.59	JR	Texas	1:49.43 51.81 (27.22) 1:19.65 (27.84) 1:48.12 (28.47)	1:48.12 N	20
2 Prenot, Josh r:+0.70 25.07	SR	California	1:51.45 52.78 (27.71) 1:20.99 (28.21) 1:49.38 (28.39)	1:49.38	17
3 Schwingenschlogl, Fabian r:+0.64 25.93	JR	Missouri	1:53.31 53.95 (28.02) 1:22.69 (28.74) 1:51.84 (29.15)	1:51.84	16
4 McKee, Anton r:+0.67 25.94	JR	Alabama	1:52.53 53.87 (27.93) 1:22.36 (28.49) 1:51.87 (29.51)	1:51.87	15
5 Fiala, Brandon r:+0.63 25.32	JR	Virginia Tech	1:52.82 53.92 (28.60) 1:23.14 (29.22) 1:53.45 (30.31)	1:53.45	14
6 Claverie, Carlos r:+0.71 25.30	SO	Louisville	1:54.04 53.99 (28.69) 1:23.24 (29.25) 1:53.55 (30.31)	1:53.55	13
7 Kaeser, Yannick r:+0.76 25.42	SR	Virginia	1:53.96 54.16 (28.74) 1:23.62 (29.46) 1:53.64 (30.02)	1:53.64	12
8 Kurz, Tanner r:+0.69 25.22	SR	Indiana	1:54.29 54.12 (28.90) 1:23.95 (29.83) 1:54.56 (30.61)	1:54.56	11



2016 NCAA Division 1 Men's Swimming & Diving - 03/23/16 to 03/26/16

Results

B - Final ... (Event 18 Men 200 Yard Breaststroke)

Name	Yr	School	Prelim Time	Finals Time	Points
B - Final					
9 Stumph, Steven	JR	Southern Cali	1:54.62	1:53.99	9
r:+0.70 26.32	55.47 (29.15)	1:24.75 (29.28)	1:53.99 (29.24)		
10 Castillo Luna, Mauro	SO	Texas A&M	1:55.11	1:54.35	7
r:+0.64 26.07	54.86 (28.79)	1:24.44 (29.58)	1:54.35 (29.91)		
11 Hoppe, Connor	SO	California	1:55.35	1:54.46	6
r:+0.64 25.50	54.60 (29.10)	1:24.44 (29.84)	1:54.46 (30.02)		
12 Macdonald, DJ	SR	Ohio St	1:55.58	1:54.62	5
r:+0.69 25.84	55.52 (29.68)	1:24.89 (29.37)	1:54.62 (29.73)		
13 Trussov, Roman	SR	Iowa	1:55.36	1:55.24	4
r:+0.67 25.52	54.58 (29.06)	1:24.32 (29.74)	1:55.24 (30.92)		
14 Taylor, Cody	SO	Indiana	1:54.39	1:55.46	3
r:+0.73 26.36	55.92 (29.56)	1:25.62 (29.70)	1:55.46 (29.84)		
15 Evdokimov, Alex	SO	Cornell	1:55.17	1:55.90	2
r:+0.67 27.05	55.69 (28.64)	1:25.92 (30.23)	1:55.90 (29.98)		
16 Vissering, Carsten	FR	Southern Cali	1:54.73	1:56.00	1
r:+0.64 26.14	55.27 (29.13)	1:25.62 (30.35)	1:56.00 (30.38)		

Event 18 Men 200 Yard Breaststroke

NCAA:	1:48.12	N	03/26/16	Will Licon	Texas-ST
American:	1:48.12	A	03/26/16	Will Licon	Texas-ST
U. S. Open:	1:48.12	O	03/26/16	Will Licon	Texas-ST
Championship:	1:48.12	C	03/26/16	Will Licon	Texas-ST
Pool:	1:48.12	P	03/26/16	Will Licon	Texas-ST

Name	Yr	School	Seed Time	Prelim Time	
Preliminaries					
1 Licon, Will	JR	Texas	1:50.47	1:49.43	q
r:+0.71 25.09	52.84 (27.75)	1:20.92 (28.08)	1:49.43 (28.51)		
2 Prenot, Josh	SR	California	1:51.75	1:51.45	q
r:+0.69 25.34	53.21 (27.87)	1:21.83 (28.62)	1:51.45 (29.62)		
3 McKee, Anton	JR	Alabama	1:53.00	1:52.53	q
r:+0.69 25.45	54.19 (28.74)	1:23.07 (28.88)	1:52.53 (29.46)		
4 Fiala, Brandon	JR	Virginia Tech	1:52.87	1:52.82	q
r:+0.66 25.11	53.62 (28.51)	1:22.70 (29.08)	1:52.82 (30.12)		
5 Schwingenschlogl, Fabian	JR	Missouri	1:53.64	1:53.31	q
r:+0.68 25.29	54.01 (28.72)	1:23.42 (29.41)	1:53.31 (29.89)		
6 Kaeser, Yannick	SR	Virginia	1:53.41	1:53.96	q
r:+0.78 25.70	54.69 (28.99)	1:24.05 (29.36)	1:53.96 (29.91)		
7 Claverie, Carlos	SO	Louisville	1:53.58	1:54.04	q
r:+0.71 25.94	55.12 (29.18)	1:25.08 (29.96)	1:54.04 (28.96)		
8 Kurz, Tanner	SR	Indiana	1:54.19	1:54.29	q
r:+0.75 25.42	54.00 (28.58)	1:23.48 (29.48)	1:54.29 (30.81)		
9 Taylor, Cody	SO	Indiana	1:52.70	1:54.39	q
r:+0.71 26.11	55.02 (28.91)	1:24.14 (29.12)	1:54.39 (30.25)		
10 Stumph, Steven	JR	Southern Cali	1:53.61	1:54.62	q
r:+0.71 26.04	54.55 (28.51)	1:24.09 (29.54)	1:54.62 (30.53)		



2016 NCAA Division 1 Men's Swimming & Diving - 03/23/16 to 03/26/16

Results

Preliminaries ... (Event 18 Men 200 Yard Breaststroke)

Name	Yr	School	Seed Time	Prelim Time	
11 Vissering, Carsten r:+0.70 26.32	FR	Southern Cali	1:54.09 1:54.73 (29.46)	1:54.73	q
12 Castillo Luna, Mauro r:+0.66 25.98	SO	Texas A&M	1:54.64 1:55.11 (30.09)	1:55.11	q
13 Evdokimov, Alex r:+0.65 26.27	SO	Cornell	1:53.56 1:55.17 (29.88)	1:55.17	q
14 Hoppe, Connor r:+0.67 25.97	SO	California	1:55.23 1:55.35 (29.27)	1:55.35	q
15 Trussov, Roman r:+0.66 25.44	SR	Iowa	1:56.18 1:55.36 (31.16)	1:55.36	q
16 Macdonald, DJ r:+0.72 26.21	SR	Ohio St	1:54.75 1:55.58 (29.71)	1:55.58	q
17 Osvath, Artur r:+0.65 26.19	FR	Missouri State	1:55.04 1:55.59 (30.43)	1:55.59	
18 Coombs, Jason r:+0.66 25.51	JR	Florida St	1:54.96 1:55.63 (30.97)	1:55.63	
19 Browne, Ethan r:+0.65 26.53	FR	Tennessee	1:54.08 1:55.74 (30.15)	1:55.74	
20 McNamara, Shane r:+0.71 26.28	SO	Harvard	1:55.39 1:55.98 (30.57)	1:55.98	
21 Romanov, Pasha r:+0.67 25.65	JR	Alabama	1:57.21 1:56.08 (30.37)	1:56.08	
22 Cobleigh, Hunter r:+0.63 26.33	JR	California	1:55.34 1:56.15 (29.85)	1:56.15	
23 Guest, James r:+0.65 26.03	FR	Georgia	1:54.64 1:56.26 (30.42)	1:56.26	
24 Kimpel, Alexander r:+0.69 26.23	SO	Georgia Tech	1:54.91 1:56.37 (30.52)	1:56.37	
25 Lorenz, Christian r:+0.82 26.05	SO	Arizona St	1:54.10 1:56.42 (30.43)	1:56.42	
26 McHugh, Conner r:+0.73 26.12	SO	Minnesota	1:54.08 1:56.51 (30.88)	1:56.51	
27 Maly, Jakub r:+0.73 26.10	JR	Minnesota	1:55.91 1:56.58 (30.82)	1:56.58	
28 Groters, Jordy r:+0.65 26.22	SO	Missouri	1:56.84 1:56.60 (30.33)	1:56.60	
29 Greenhalgh, George r:+0.67 26.06	SR	Kentucky	1:55.98 1:56.67 (30.87)	1:56.67	
30 Crosby, Gage r:+0.73 26.09	JR	Arizona	1:55.31 1:56.73 (30.93)	1:56.73	
31 Nowicki, Devon r:+0.65 26.22	FR	Oakland	1:55.66 1:57.53 (31.06)	1:57.53	
32 Sand, Carson r:+0.69 26.18	FR	California	1:54.92 1:57.89 (31.09)	1:57.89	
33 Duderstadt, Michael r:+0.67 26.37	JR	Auburn	1:53.50 1:58.00 (31.83)	1:58.00	



2016 NCAA Division 1 Men's Swimming & Diving - 03/23/16 to 03/26/16

Results

Preliminaries ... (Event 18 Men 200 Yard Breaststroke)

Name	Yr	School	Seed Time	Prelim Time
34 Anderson, Matt	FR	Stanford	1:54.77	1:58.19
r:+0.70 26.19		56.32 (30.13) 1:26.91 (30.59)	1:58.19 (31.28)	
35 Barnosky, Michael	SR	Air Force	1:56.30	1:58.31
r:+0.71 25.70		55.54 (29.84) 1:26.20 (30.66)	1:58.31 (32.11)	
36 Ogren, Curtis	SO	Stanford	1:57.07	1:58.57
r:+0.72 26.15		56.15 (30.00) 1:27.28 (31.13)	1:58.57 (31.29)	
37 Hren, Derek	JR	NC State	1:57.56	1:58.90
r:+0.68 26.63		56.54 (29.91) 1:27.54 (31.00)	1:58.90 (31.36)	
38 Bish, Blair	FR	Arizona	1:56.23	1:58.95
r:+0.72 25.75		56.05 (30.30) 1:27.79 (31.74)	1:58.95 (31.16)	
39 Mapel, Eddie	JR	Missouri	1:55.86	1:59.03
r:+0.83 26.27		56.07 (29.80) 1:26.89 (30.82)	1:59.03 (32.14)	
40 Finnerty, Ian	FR	Indiana	1:54.43	1:59.06
r:+0.76 26.12		55.95 (29.83) 1:26.88 (30.93)	1:59.06 (32.18)	
41 Cono, Benjamin	SO	Loyola (MD)	1:55.70	1:59.68
r:+0.73 26.10		55.84 (29.74) 1:27.35 (31.51)	1:59.68 (32.33)	
--- Wich-Glasen, Nils	SO	South Carolina	1:53.94	DQ
r:+0.70 25.45		54.65 (29.20) 1:24.08 (29.43)	DQ (29.83)	
--- Kropp, Peter	JR	Duke	1:57.75	DQ
r:+0.67 25.80		54.92 (29.12) 1:24.95 (30.03)	DQ (31.40)	

Event 19 Men 200 Yard Butterfly

NCAA:	1:37.97	N	03/26/16	Joseph Schooling	Texas-ST
American:	1:38.06	A	03/26/16	Jack Conger	Texas-ST
U. S. Open:	1:37.97	O	03/26/16	Joseph Schooling	Texas-ST
Championship:	1:37.97	C	03/26/16	Joseph Schooling	Texas-ST
Pool:	1:37.97	P	03/26/16	Joseph Schooling	Texas-ST

Name	Yr	School	Prelim Time	Finals Time	Points
A - Final					
1 Schooling, Joseph	SO	Texas	1:41.16	1:37.97N	20
r:+0.62 23.05		47.53 (24.48) 1:12.54 (25.01)	1:37.97 (25.43)		
2 Conger, Jack	JR	Texas	1:40.04	1:38.06A	17
r:+0.69 22.05		46.88 (24.83) 1:11.92 (25.04)	1:38.06 (26.14)		
3 Seliskar, Andrew	FR	California	1:41.29	1:39.95	16
r:+0.64 22.23		47.85 (25.62) 1:13.53 (25.68)	1:39.95 (26.42)		
4 Clark, Pace	JR	Georgia	1:42.07	1:40.17	15
r:+0.62 22.54		47.87 (25.33) 1:14.06 (26.19)	1:40.17 (26.11)		
5 McCurdy, Christian	SR	NC State	1:41.59	1:41.06	14
r:+0.74 22.84		48.27 (25.43) 1:14.18 (25.91)	1:41.06 (26.88)		
6 Bosch, Dylan	SR	Michigan	1:40.70	1:41.11	13
r:+0.67 22.45		47.40 (24.95) 1:13.51 (26.11)	1:41.11 (27.60)		
7 Bentz, Gunnar	SO	Georgia	1:41.57	1:41.85	12
r:+0.70 23.17		49.49 (26.32) 1:16.02 (26.53)	1:41.85 (25.83)		
8 Morris, Hugo	SO	Auburn	1:41.64	1:42.06	11
r:+0.64 22.33		48.30 (25.97) 1:14.61 (26.31)	1:42.06 (27.45)		



2016 NCAA Division 1 Men's Swimming & Diving - 03/23/16 to 03/26/16

Results


B - Final ... (Event 19 Men 200 Yard Butterfly)

Name	Yr	School	Prelim Time	Finals Time	Points
B - Final					
9 Switkowski, Jan		SO Florida	1:42.26	1:41.40	9
r:+0.69 22.83		48.67 (25.84) 1:14.95 (26.28)	1:41.40 (26.45)		
10 Lanza, Vinicius		FR Indiana	1:42.51	1:41.80	7
r:+0.71 22.71		49.18 (26.47) 1:15.52 (26.34)	1:41.80 (26.28)		
11 Wright, Justin		SO Arizona	1:42.28	1:42.77	6
r:+0.61 23.53		48.99 (25.46) 1:15.46 (26.47)	1:42.77 (27.31)		
12 Mendes, Arthur		SR Auburn	1:42.58	1:43.15	5
r:+0.64 22.79		48.67 (25.88) 1:15.56 (26.89)	1:43.15 (27.59)		
13 White, Evan		SO Michigan	1:42.92	1:43.17	4
r:+0.62 23.24		49.58 (26.34) 1:16.32 (26.74)	1:43.17 (26.85)		
14 Litherland, Mick		SO Georgia	1:42.98	1:43.36	3
r:+0.71 23.26		49.78 (26.52) 1:16.53 (26.75)	1:43.36 (26.83)		
15 Park, Patrick		SO Arizona St	1:42.83	1:43.72	2
r:+0.69 23.79		50.14 (26.35) 1:16.39 (26.25)	1:43.72 (27.33)		
16 Umbach, Gray		SR Stanford	1:42.83	1:43.85	1
r:+0.73 22.88		48.55 (25.67) 1:15.49 (26.94)	1:43.85 (28.36)		

Event 19 Men 200 Yard Butterfly

NCAA:	1:37.97	N	03/26/16	Joseph Schooling	Texas-ST
American:	1:38.06	A	03/26/16	Jack Conger	Texas-ST
U. S. Open:	1:37.97	O	03/26/16	Joseph Schooling	Texas-ST
Championship:	1:37.97	C	03/26/16	Joseph Schooling	Texas-ST
Pool:	1:37.97	P	03/26/16	Joseph Schooling	Texas-ST

Name	Yr	School	Seed Time	Prelim Time	
Preliminaries					
1 Conger, Jack		JR Texas	1:40.57	1:40.04	q
r:+0.69 22.33		47.82 (25.49) 1:13.65 (25.83)	1:40.04 (26.39)		
2 Bosch, Dylan		SR Michigan	1:40.86	1:40.70	q
r:+0.66 22.23		47.36 (25.13) 1:13.47 (26.11)	1:40.70 (27.23)		
3 Schooling, Joseph		SO Texas	1:40.48	1:41.16	q
r:+0.60 22.77		48.92 (26.15) 1:15.07 (26.15)	1:41.16 (26.09)		
4 Seliskar, Andrew		FR California	1:41.53	1:41.29	q
r:+0.66 23.09		48.61 (25.52) 1:15.01 (26.40)	1:41.29 (26.28)		
5 Bentz, Gunnar		SO Georgia	1:41.56	1:41.57	q
r:+0.73 22.69		48.62 (25.93) 1:14.80 (26.18)	1:41.57 (26.77)		
6 McCurdy, Christian		SR NC State	1:41.42	1:41.59	q
r:+0.69 22.58		48.22 (25.64) 1:14.27 (26.05)	1:41.59 (27.32)		
7 Morris, Hugo		SO Auburn	1:40.59	1:41.64	q
r:+0.64 22.53		48.18 (25.65) 1:14.49 (26.31)	1:41.64 (27.15)		
8 Clark, Pace		JR Georgia	1:40.66	1:42.07	q
r:+0.63 22.85		48.78 (25.93) 1:14.99 (26.21)	1:42.07 (27.08)		
9 Switkowski, Jan		SO Florida	1:41.98	1:42.26	q
r:+0.66 22.50		48.35 (25.85) 1:14.91 (26.56)	1:42.26 (27.35)		
10 Wright, Justin		SO Arizona	1:41.76	1:42.28	q
r:+0.56 23.49		49.49 (26.00) 1:16.07 (26.58)	1:42.28 (26.21)		



2016 NCAA Division 1 Men's Swimming & Diving - 03/23/16 to 03/26/16

Results

Preliminaries ... (Event 19 Men 200 Yard Butterfly)

Name	Yr	School	Seed Time	Prelim Time	
11 Lanza, Vinicius	FR	Indiana	1:42.38	1:42.51	q
r:+0.72 23.25	48.99 (25.74)	1:15.55 (26.56)	1:42.51 (26.96)		
12 Mendes, Arthur	SR	Auburn	1:42.02	1:42.58	q
r:+0.66 22.72	48.51 (25.79)	1:14.75 (26.24)	1:42.58 (27.83)		
*13 Umbach, Gray	SR	Stanford	1:42.41	1:42.83	q
r:+0.75 23.79	49.81 (26.02)	1:15.46 (25.65)	1:42.83 (27.37)		
*13 Park, Patrick	SO	Arizona St	1:43.32	1:42.83	q
r:+0.68 22.76	48.86 (26.10)	1:15.16 (26.30)	1:42.83 (27.67)		
15 White, Evan	SO	Michigan	1:42.36	1:42.92	q
r:+0.68 23.37	49.18 (25.81)	1:15.42 (26.24)	1:42.92 (27.50)		
16 Litherland, Mick	SO	Georgia	1:43.35	1:42.98	q
r:+0.70 23.62	49.73 (26.11)	1:16.28 (26.55)	1:42.98 (26.70)		
17 Mathews, Reed	SR	Old Dominion	1:43.04	1:43.29	
r:+0.69 23.00	49.58 (26.58)	1:16.35 (26.77)	1:43.29 (26.94)		
18 Szabo, Norbert	FR	Virginia Tech	1:43.60	1:43.37	
r:+0.66 22.51	48.77 (26.26)	1:15.80 (27.03)	1:43.37 (27.57)		
19 Gutierrez, Long	JR	California	1:43.02	1:43.48	
r:+0.66 22.17	47.73 (25.56)	1:14.38 (26.65)	1:43.48 (29.10)		
20 Glass, Will	JR	Texas	1:43.91	1:43.70	
r:+0.70 22.75	49.04 (26.29)	1:15.69 (26.65)	1:43.70 (28.01)		
21 Valente, Alex	FR	Southern Cali	1:45.33	1:43.79	
r:+0.64 22.71	48.98 (26.27)	1:16.15 (27.17)	1:43.79 (27.64)		
22 Szaraneck, Mark	SO	Florida	1:42.83	1:43.91	
r:+0.68 23.06	49.15 (26.09)	1:16.07 (26.92)	1:43.91 (27.84)		
23 Harting, Zach	FR	Louisville	1:42.95	1:43.95	
r:+0.66 23.42	49.88 (26.46)	1:16.17 (26.29)	1:43.95 (27.78)		
24 Brooks, Powell	SO	Georgia	1:42.90	1:44.13	
r:+0.71 23.57	50.11 (26.54)	1:16.84 (26.73)	1:44.13 (27.29)		
25 Stewart, Ty	SR	Georgia	1:44.02	1:44.18	
r:+0.64 23.45	50.00 (26.55)	1:17.23 (27.23)	1:44.18 (26.95)		
*26 Fong, Zachary	FR	Virginia	1:43.43	1:44.20	
r:+0.72 23.22	49.74 (26.52)	1:16.62 (26.88)	1:44.20 (27.58)		
*26 Yoder, Jimmy	JR	Stanford	1:42.41	1:44.20	
r:+0.70 23.09	49.44 (26.35)	1:16.82 (27.38)	1:44.20 (27.38)		
28 Manganiello, Austin	SR	Florida	1:42.96	1:44.21	
r:+0.63 23.11	49.50 (26.39)	1:16.47 (26.97)	1:44.21 (27.74)		
29 Thorne, Nick	SO	Arizona	1:44.47	1:44.25	
r:+0.73 23.33	49.89 (26.56)	1:16.93 (27.04)	1:44.25 (27.32)		
30 McHugh, Sam	SO	Tennessee	1:45.07	1:44.34	
r:+0.66 23.49	49.90 (26.41)	1:16.81 (26.91)	1:44.34 (27.53)		
31 Irwin, Max	JR	Indiana	1:43.71	1:44.50	
r:+0.71 22.81	48.93 (26.12)	1:16.10 (27.17)	1:44.50 (28.40)		
32 Thomas, Michael	FR	California	1:43.49	1:44.69	
r:+0.73 22.96	48.97 (26.01)	1:16.49 (27.52)	1:44.69 (28.20)		
33 Snyder, Austin	SR	NC State	1:44.43	1:45.04	
r:+0.71 23.64	50.46 (26.82)	1:17.85 (27.39)	1:45.04 (27.19)		



2016 NCAA Division 1 Men's Swimming & Diving - 03/23/16 to 03/26/16

Results

Preliminaries ... (Event 19 Men 200 Yard Butterfly)

Name	Yr	School	Seed Time	Prelim Time
34 Martens, John	SR	Texas	1:44.44	1:45.06
r:+0.68 23.63	50.95 (27.32)	1:17.40 (26.45)	1:45.06 (27.66)	
35 Lim, Ching	SO	Ohio St	1:43.55	1:45.35
r:+0.67 23.49	50.39 (26.90)	1:17.60 (27.21)	1:45.35 (27.75)	
36 Colley, Ben	SR	UNC	1:43.55	1:45.45
r:+0.71 23.39	49.79 (26.40)	1:16.66 (26.87)	1:45.45 (28.79)	
37 Okubo, Corey	SO	Princeton	1:44.18	1:45.60
r:+0.58 23.37	49.92 (26.55)	1:18.12 (28.20)	1:45.60 (27.48)	
38 DeVine, Abrahm	FR	Stanford	1:44.77	1:46.10
r:+0.68 24.12	50.68 (26.56)	1:17.74 (27.06)	1:46.10 (28.36)	
39 Higgins, Kyle	JR	Kentucky	1:43.65	1:46.16
r:+0.67 23.11	49.80 (26.69)	1:17.48 (27.68)	1:46.16 (28.68)	
40 Liang, Andrew	SO	Stanford	1:46.00	1:46.68
r:+0.61 24.17	50.29 (26.12)	1:18.35 (28.06)	1:46.68 (28.33)	
41 Martinez, Luis	SO	Auburn	1:44.72	1:47.21
r:+0.66 23.33	49.93 (26.60)	1:17.43 (27.50)	1:47.21 (29.78)	
--- Holter, Maxwell	FR	Texas	1:43.33	DQ
r:+0.77 23.22	49.52 (26.30)	1:16.69 (27.17)	DQ (27.85)	
--- Brumm, Pete	SR	Michigan	1:43.72	DFS
Declared false start				

Event 20 Men Platform Diving

Championship: 548.90 C 03/26/11 Nick McCrory
 Pool: 509.25 P 03/26/16 Zhipeng Zeng

Duke
 Ohio St-OH

Name	Yr	School	Prelim Score	Finals Score	Points
A - Final					
1 Zeng, Zhipeng	SO	Ohio St	509.25	499.10	20
2 Quintero, Rafael	SR	Arizona	475.70	482.30	17
3 Lazeroff, Scott	FR	Auburn	399.25	436.75	16
4 Anderson, Mark	JR	Texas	414.70	421.55	15
5 Pollard, Manny	SR	Minnesota	390.50	393.75	14
6 Miclau, Theodore	SO	Stanford	390.25	378.00	13
7 Grisell, Dylan	JR	Florida St	393.40	366.75	12
8 Robles Rodriguez, Mauricio	SR	Tennessee	394.65	351.20	11
B - Final					
9 Barnard, Matt	JR	Minnesota	358.65	399.15	9
10 Gismervik, Amund	SR	Hawaii	371.65	362.10	7
11 Masterton, Sebastian	FR	Kentucky	373.20	353.60	6
12 Gotro, Jordan	JR	South Carolina	364.30	349.40	5
13 Goodwin, Kyle	FR	Missouri	360.20	340.05	4
14 Homza, Bradley	JR	Georgia Tech	378.10	335.40	3
15 Showalter, Max	FR	Purdue	368.70	325.20	2
16 Henschel, Tyler	SO	Texas A&M	379.50	283.80	1



2016 NCAA Division 1 Men's Swimming & Diving - 03/23/16 to 03/26/16

Results

Event 20 Men Platform Diving

Championship: 548.90 C 03/26/11 Nick McCrory
 Pool: 509.25 P 03/26/16 Zhipeng Zeng

Duke
 Ohio St-OH

Name	Yr	School	Prelim Score
Preliminaries			
1 Zeng, Zhipeng	SO	Ohio St	NP 509.25 P q
2 Quintero, Rafael	SR	Arizona	NP 475.70 q
3 Anderson, Mark	JR	Texas	NP 414.70 q
4 Lazeroff, Scott	FR	Auburn	NP 399.25 q
5 Robles Rodriguez, Mauricio	SR	Tennessee	NP 394.65 q
6 Grisell, Dylan	JR	Florida St	NP 393.40 q
7 Pollard, Manny	SR	Minnesota	NP 390.50 q
8 Miclau, Theodore	SO	Stanford	NP 390.25 q
9 Henschel, Tyler	SO	Texas A&M	NP 379.50 q
10 Homza, Bradley	JR	Georgia Tech	NP 378.10 q
11 Masterton, Sebastian	FR	Kentucky	NP 373.20 q
12 Gismervik, Amund	SR	Hawaii	NP 371.65 q
13 Showalter, Max	FR	Purdue	NP 368.70 q
14 Gotro, Jordan	JR	South Carolina	NP 364.30 q
15 Goodwin, Kyle	FR	Missouri	NP 360.20 q
16 Barnard, Matt	JR	Minnesota	NP 358.65 q
17 Giordano, Dominic	JR	Pittsburgh	NP 358.50
18 Boschult, Addison	SR	Iowa	NP 356.65
19 Makikallio, Heikki	SO	Arizona St	NP 356.35
20 Abdelghany, Tarek	SO	Stanford	NP 350.50
21 Zoe, Dylan	SR	Minnesota	NP 348.95
22 Pollard, Collin	SR	Southern Cali	NP 347.00
23 Lindsey, Levi	SO	Kentucky	NP 345.95
24 Reid, Deon	SR	Southern Cali	NP 344.55
25 Romanik, Stephen	SO	Ohio St	NP 343.50
26 Wilfong, Tanner	JR	University of Miami	NP 339.45
27 Enos, Dashiell	SO	Southern Cali	NP 337.40
28 Pantel, Jayden	SO	Columbia University	NP 335.85
29 Sagert, Brent	JR	Alabama	NP 331.05
30 Silva, Mauro	SO	Virginia Tech	NP 328.70
31 White, Clay	SO	Ohio St	NP 327.60
32 Thomas, Clark	SR	Missouri	NP 323.00
33 Castro, Eduardo	FR	Virginia Tech	NP 319.75
34 Somhegyi, Krisztian	FR	IUPUI	NP 315.95
35 Smith, Samuel	FR	Florida	NP 312.60
36 Cramer, Andrew	JR	Northwestern	NP 311.25
37 Ricotta, Dominic	SR	Arizona	NP 308.25
38 Crayne, Jacob	SR	Univ of Utah	NP 286.35
39 Leblang, Alan	FR	Minnesota	NP 277.85
40 Marin, Dylan	JR	Alabama	NP 273.70
41 Schiesl, Benjamin	FR	Virginia Tech	NP 269.20



2016 NCAA Division 1 Men's Swimming & Diving - 03/23/16 to 03/26/16

Results

Preliminaries ... (Event 20 Men Platform Diving)

Name	Yr	School		Prelim Score
42 Garcia Boissier, Hector	FR	Penn State University	NP	264.85
43 Stevens, Logan	SR	Virginia Tech	NP	260.25
44 Piner, Sean	SR	Louisville	NP	259.90
45 Kaszubowski, Joseph	FR	U S Navy	NP	259.10
46 Zillweger, Nathanael	SR	Air Force	NP	235.40
47 Daniels-Freeman, Aaron	FR	Ohio St	NP	229.90

Event 21 Men 400 Yard Freestyle Relay

NCAA: 2:46.03 N 02/21/09

Auburn

American: 2:47.02 A 03/28/09

J Andkjaer, G Louw, K Norys, M Targett
Texas

U. S. Open: 2:46.03 O 02/21/09

J Feigen, R Berens, P Jameson, D Walters
Auburn

Championship: 2:46.56 C 03/17/07

J Andkjaer, G Louw, K Norys, M Targett
Auburn

Pool: 2:47.36 P 03/26/16

J Andkjaer, C Cielo, M Targett, B Lundquist
NC State

NC State-NC

R Held, S Bilis, A Schiellerup, S Dahl

Team	Relay	Prelim Time	Finals Time	Points
------	-------	-------------	-------------	--------

A - Final

1	NC State	2:47.36	2:46.81 P	40
	1) Held, Ryan SO	2) r:0.49 Bilis, Simonas SR	3) r:0.33 Schiellerup, Andreas JR	4) r:0.25 Dahl, Soeren JR
	r:+0.66 19.80	41.82 (41.82)	1:00.90 (19.08)	1:22.62 (40.80)
	1:42.38 (19.76)	2:04.72 (42.10)	2:24.46 (19.74)	2:46.81 (42.09)
2	Texas	2:51.40	2:46.85 P	34
	1) Ringgold, Brett SO	2) r:0.25 Schooling, Joseph SO	3) r:0.19 Murray, John SR	4) r:0.20 Conger, Jack JR
	r:+0.73 19.71	41.61 (41.61)	1:01.58 (19.97)	1:23.58 (41.97)
	1:43.44 (19.86)	2:05.70 (42.12)	2:25.21 (19.51)	2:46.85 (41.15)
3	Florida	2:48.70	2:47.16 P	32
	1) Dressel, Caeleb SO	2) r:0.25 Main, Corey SR	3) r:0.30 Szaranek, Mark SO	4) r:0.33 Switkowski, Jan SO
	r:+0.65 19.35	40.86 (40.86)	1:00.45 (19.59)	1:22.92 (42.06)
	1:42.90 (19.98)	2:05.29 (42.37)	2:25.22 (19.93)	2:47.16 (41.87)
4	Indiana	2:50.10	2:49.10	30
	1) Tavcar, Anze JR	2) r:0.28 Khalafalla, Ali SO	3) r:0.23 Lorentz, Sam JR	4) r:0.26 Pieroni, Blake SO
	r:+0.75 20.18	42.38 (42.38)	1:02.29 (19.91)	1:24.79 (42.41)
	1:44.82 (20.03)	2:07.62 (42.83)	2:27.32 (19.70)	2:49.10 (41.48)
5	Georgia	2:51.29	2:49.84	28
	1) Koski, Matias SR	2) r:0.28 Dale, Taylor JR	3) r:0.26 Bentz, Gunnar SO	4) r:0.37 Trice, Michael SR
	r:+0.68 20.49	42.62 (42.62)	1:02.42 (19.80)	1:25.42 (42.80)
	1:45.66 (20.24)	2:07.67 (42.25)	2:27.26 (19.59)	2:49.84 (42.17)
6	Alabama	2:51.30	2:49.96	26
	1) Bams, Laurent SO	2) r:0.47 Reid, Christopher SO	3) r:0.41 Howard, Robert FR	4) r:0.37 Gkolomeev, Kristian JR
	r:+0.67 20.57	42.79 (42.79)	1:03.12 (20.33)	1:25.35 (42.56)
	1:45.62 (20.27)	2:08.44 (43.09)	2:27.96 (19.52)	2:49.96 (41.52)



2016 NCAA Division 1 Men's Swimming & Diving - 03/23/16 to 03/26/16

Results

A - Final ... (Event 21 Men 400 Yard Freestyle Relay)

Team	Relay	Prelim Time	Finals Time	Points
7 Auburn		2:51.01	2:50.93	24
1) Mendes, Arthur SR	2) r:0.43 Darmody, Kyle JR	3) r:0.04 Molacek, Jacob SO	4) r:0.04 Holoda, Peter SO	
r:+0.61 20.53	42.82 (42.82)	1:03.06 (20.24)	1:25.90 (43.08)	
1:45.91 (20.01)	2:08.74 (42.84)	2:28.36 (19.62)	2:50.93 (42.19)	
--- California		2:49.67	DQ	
1) Gutierrez, Long JR	2) r:-0.07 Williams, Trent SR	3) r:0.09 Lynch, Justin SO	4) r:0.16 Murphy, Ryan JR	
r:+0.65 20.38	42.83 (42.83)	1:03.05 (20.22)	1:25.63 (42.80)	
1:45.51 (19.88)	2:07.88 (42.25)	2:27.32 (19.44)	DQ (41.56)	
B - Final				
9 Michigan		2:52.40	2:51.17	18
1) Powers, Paul SO	2) r:0.12 Sanders, Tristan SO	3) r:0.03 Brumm, Pete SR	4) r:0.24 Nielsen, Anders SR	
r:+0.62 20.10	42.67 (42.67)	1:02.70 (20.03)	1:25.36 (42.69)	
1:45.52 (20.16)	2:08.31 (42.95)	2:28.28 (19.97)	2:51.17 (42.86)	
10 Stanford		2:51.93	2:51.54	14
1) Perry, Sam SO	2) r:0.21 Garnier, Jeff SR	3) r:0.32 Duggan, Sean SR	4) r:0.20 DeShon, Spencer JR	
r:+0.60 20.21	42.67 (42.67)	1:03.00 (20.33)	1:25.78 (43.11)	
1:46.40 (20.62)	2:08.83 (43.05)	2:29.07 (20.24)	2:51.54 (42.71)	
11 Wisconsin		2:52.59	2:51.83	12
1) Clifton, Cannon JR	2) r:0.17 Pinfold, Brett JR	3) r:0.25 Stack, Ryan SO	4) r:0.37 Barsanti, Ryan JR	
r:+0.64 20.22	43.22 (43.22)	1:03.38 (20.16)	1:25.65 (42.43)	
1:46.15 (20.50)	2:08.94 (43.29)	2:29.12 (20.18)	2:51.83 (42.89)	
12 Tennessee		2:52.22	2:51.99	10
1) Decoursey, Kyle FR	2) r:0.29 Aberg Lejdstrom, Gustav	3) r:0.23 Coetzee, Ryan SO	4) r:0.30 Lehane, Sean SR	
r:+0.71 20.79	43.20 (43.20)	1:03.43 (20.23)	1:26.09 (42.89)	
1:46.22 (20.13)	2:09.20 (43.11)	2:29.52 (20.32)	2:51.99 (42.79)	
13 Louisville		2:51.47	2:52.18	8
1) Lindenbauer, Matthias JR	2) r:0.17 Tarasevich, Grigory JR	3) r:0.17 Boland, David JR	4) r:0.18 Carroll, Trevor JR	
r:+0.67 20.73	43.25 (43.25)	1:03.13 (19.88)	1:25.52 (42.27)	
1:46.18 (20.66)	2:09.47 (43.95)	2:29.54 (20.07)	2:52.18 (42.71)	
14 Missouri		2:52.52	2:52.26	6
1) Margritier, Matthew SR	2) r:0.14 Schreuders, Mikel FR	3) r:0.25 Schwingenschlogl, Fabiar	4) r:0.25 Chadwick, Michael JR	
r:+0.63 21.10	43.87 (43.87)	1:04.20 (20.33)	1:27.11 (43.24)	
1:47.50 (20.39)	2:11.03 (43.92)	2:30.64 (19.61)	2:52.26 (41.23)	
15 Southern Cali		2:52.79	2:53.73	4
1) Tributsov, Ralf SO	2) r:0.21 Mulcare, Pat FR	3) r:0.31 Morgan, David JR	4) r:0.29 Malone, Reed JR	
r:+0.70 20.50	43.18 (43.18)	1:03.55 (20.37)	1:26.49 (43.31)	
1:47.08 (20.59)	2:10.27 (43.78)	2:30.80 (20.53)	2:53.73 (43.46)	
--- Arizona		2:52.64	DQ	
1) Richmond, Renny JR	2) r:0.09 Dobbs, Chatham FR	3) r:0.05 Maudslien, Thane JR	4) r:-0.03 Idensohn, Chad FR	
r:+0.63 20.73	43.42 (43.42)	1:03.83 (20.41)	1:25.99 (42.57)	
1:46.43 (20.44)	2:09.20 (43.21)	2:28.83 (19.63)	DQ (42.62)	



2016 NCAA Division 1 Men's Swimming & Diving - 03/23/16 to 03/26/16

Results

Event 21 Men 400 Yard Freestyle Relay

NCAA:	2:46.03	N	02/21/09	Auburn	
American:	2:47.02	A	03/28/09	J Andkjaer, G Louw, K Norys, M Targett	
U. S. Open:	2:46.03	O	02/21/09	Texas	
Championship:	2:46.56	C	03/17/07	J Feigen, R Berens, P Jameson, D Walters	
Pool:	2:47.36	P	03/26/16	Auburn	
				J Andkjaer, G Louw, K Norys, M Targett	
				Auburn	
				J Andkjaer, C Cielo, M Targett, B Lundquist	
				NC State	NC State-NC
				R Held, S Bilis, A Schiellerup, S Dahl	

Team	Relay	Seed Time	Prelim Time
Preliminaries			
1	NC State	2:48.52	2:47.36P q
	1) Held, Ryan SO	2) r:0.33 Bilis, Simonas SR	3) r:0.36 Schiellerup, Andreas JR
	r:+0.73 20.05	41.79 (41.79)	1:01.15 (19.36)
	1:42.75 (20.20)	2:05.27 (42.72)	2:25.00 (19.73)
			2:47.36 (42.09)
2	Florida	2:50.30	2:48.70 q
	1) Dressel, Caeleb SO	2) r:0.28 Switkowski, Jan SO	3) r:0.30 Szaranek, Mark SO
	r:+0.72 19.82	41.54 (41.54)	1:01.66 (20.12)
	1:44.01 (20.22)	2:06.56 (42.77)	2:26.79 (20.23)
			2:48.70 (42.14)
3	California	2:50.72	2:49.67 q
	1) Lynch, Justin SO	2) r:0.07 Williams, Trent SR	3) r:0.23 Messersschmidt, Tyler SR
	r:+0.68 20.72	42.83 (42.83)	1:02.89 (20.06)
	1:45.30 (20.22)	2:07.98 (42.90)	2:28.33 (20.35)
			2:49.67 (41.69)
4	Indiana	2:50.51	2:50.10 q
	1) Tavcar, Anze JR	2) r:0.40 Khalafalla, Ali SO	3) r:0.29 Lorentz, Sam JR
	r:+0.75 20.43	42.59 (42.59)	1:02.54 (19.95)
	1:45.21 (20.40)	2:08.19 (43.38)	2:28.10 (19.91)
			2:50.10 (41.91)
5	Auburn	2:48.64	2:51.01 q
	1) Molacek, Jacob SO	2) r:0.38 Darmody, Kyle JR	3) r:0.25 Patching, Joe JR
	r:+0.65 20.49	43.29 (43.29)	1:03.31 (20.02)
	1:46.44 (20.61)	2:08.89 (43.06)	2:28.64 (19.75)
			2:51.01 (42.12)
6	Georgia	2:51.37	2:51.29 q
	1) Trice, Michael SR	2) r:0.27 Dale, Taylor JR	3) r:0.19 Bentz, Gunnar SO
	r:+0.66 20.49	43.52 (43.52)	1:03.97 (20.45)
	1:46.85 (20.39)	2:09.20 (42.74)	2:29.54 (20.34)
			2:51.29 (42.09)
7	Alabama	2:51.31	2:51.30 q
	1) Gray, Alex JR	2) r:0.14 Walsh, Brett SR	3) r:0.36 Howard, Robert FR
	r:+0.64 20.61	44.02 (44.02)	1:04.22 (20.20)
	1:47.00 (19.95)	2:09.54 (42.49)	2:29.47 (19.93)
			2:51.30 (41.76)
8	Texas	2:50.03	2:51.40 q
	1) Haas, Townley FR	2) r:0.35 Ellis, Matt SR	3) r:0.46 Jackson, Tate FR
	r:+0.72 20.40	42.43 (42.43)	1:03.45 (21.02)
	1:46.14 (20.42)	2:08.92 (43.20)	2:29.13 (20.21)
			2:51.40 (42.48)



2016 NCAA Division 1 Men's Swimming & Diving - 03/23/16 to 03/26/16

Results

Preliminaries ... (Event 21 Men 400 Yard Freestyle Relay)

Team	Relay	Seed Time	Prelim Time
9 Louisville		2:53.43	2:51.47 q
1) Lindenbauer, Matthias JR	2) r:0.30 Tarasevich, Grigory JR	3) r:0.25 Carroll, Trevor JR	4) r:0.17 Boland, David JR
r:+0.69 20.67	43.12 (43.12)	1:03.37 (20.25)	1:25.60 (42.48)
1:45.55 (19.95)	2:07.92 (42.32)	2:28.46 (20.54)	2:51.47 (43.55)
10 Stanford		2:52.04	2:51.93 q
1) Perry, Sam SO	2) r:0.15 Garnier, Jeff SR	3) r:0.16 DeShon, Spencer JR	4) r:0.22 Duggan, Sean SR
r:+0.60 20.40	42.68 (42.68)	1:02.85 (20.17)	1:25.69 (43.01)
1:45.97 (20.28)	2:08.64 (42.95)	2:29.06 (20.42)	2:51.93 (43.29)
11 Tennessee		2:54.13	2:52.22 q
1) Decoursey, Kyle FR	2) r:0.26 Aberg Lejdstrom, Gustav	3) r:0.09 Coetzee, Ryan SO	4) r:0.29 Lehane, Sean SR
r:+0.71 20.80	43.24 (43.24)	1:03.62 (20.38)	1:26.32 (43.08)
1:46.41 (20.09)	2:09.31 (42.99)	2:29.66 (20.35)	2:52.22 (42.91)
12 Michigan		2:51.43	2:52.40 q
1) Powers, Paul SO	2) r:0.23 Nielsen, Anders SR	3) r:0.31 Brumm, Pete SR	4) r:0.04 Sanders, Tristan SO
r:+0.65 20.62	43.58 (43.58)	1:03.69 (20.11)	1:26.20 (42.62)
1:46.37 (20.17)	2:09.32 (43.12)	2:29.59 (20.27)	2:52.40 (43.08)
13 Missouri		2:52.05	2:52.52 q
1) Chadwick, Michael JR	2) r:0.32 Schreuders, Mikel FR	3) r:0.22 Margitrier, Matthew SR	4) r:0.20 Sansoucie, Andrew JR
r:+0.71 20.52	42.34 (42.34)	1:02.87 (20.53)	1:25.62 (43.28)
1:46.00 (20.38)	2:08.85 (43.23)	2:29.76 (20.91)	2:52.52 (43.67)
14 Wisconsin		2:52.69	2:52.59 q
1) Clifton, Cannon JR	2) r:0.18 Pinfeld, Brett JR	3) r:0.14 Stack, Ryan SO	4) r:0.35 Barsanti, Ryan JR
r:+0.69 20.41	42.71 (42.71)	1:03.12 (20.41)	1:25.71 (43.00)
1:46.27 (20.56)	2:09.11 (43.40)	2:29.65 (20.54)	2:52.59 (43.48)
15 Arizona		2:53.08	2:52.64 q
1) Richmond, Renny JR	2) r:0.07 Dobbs, Chatham FR	3) r:0.16 Maudslien, Thane JR	4) r:0.24 Jones, Parks FR
r:+0.70 20.58	43.39 (43.39)	1:03.49 (20.10)	1:26.08 (42.69)
1:46.59 (20.51)	2:08.99 (42.91)	2:29.69 (20.70)	2:52.64 (43.65)
16 Southern Cali		2:52.49	2:52.79 q
1) Tribuntsov, Ralf SO	2) r:0.16 Mulcare, Pat FR	3) r:0.27 Morgan, David JR	4) r:0.25 Malone, Reed JR
r:+0.71 20.29	42.80 (42.80)	1:03.03 (20.23)	1:25.76 (42.96)
1:46.21 (20.45)	2:09.47 (43.71)	2:30.07 (20.60)	2:52.79 (43.32)
17 Ohio St		2:52.03	2:52.81
1) Appleby, Andrew JR	2) r:0.29 McHugh, Matt JR	3) r:0.12 Chavez, Mossimo FR	4) r:0.36 Musteriat, Kevin SO
r:+0.85 20.77	43.57 (43.57)	1:03.68 (20.11)	1:26.50 (42.93)
1:46.76 (20.26)	2:09.92 (43.42)	2:30.36 (20.44)	2:52.81 (42.89)
18 Princeton		2:52.06	2:53.18
1) Hu-Van Wright, En-wei JR	2) r:0.00 Bole, Sandy SR	3) r:0.03 Mackrel, Julian JR	4) r:0.28 Schafer, Ben SO
r:+0.73 20.73	43.38 (43.38)	1:03.34 (19.96)	1:26.37 (42.99)
1:46.48 (20.11)	2:09.80 (43.43)	2:30.41 (20.61)	2:53.18 (43.38)
19 Arizona St		2:52.36	2:53.36
1) Bohus, Richard JR	2) r:0.38 Duskinas, Tadas JR	3) r:0.38 Martins, Thomaz JR	4) r:0.24 Perry, Barkley JR
r:+0.68 20.66	42.96 (42.96)	1:03.39 (20.43)	1:26.44 (43.48)
1:47.20 (20.76)	2:09.81 (43.37)	2:30.45 (20.64)	2:53.36 (43.55)



2016 NCAA Division 1 Men's Swimming & Diving - 03/23/16 to 03/26/16

Results

Preliminaries ... (Event 21 Men 400 Yard Freestyle Relay)

Team	Relay	Seed Time	Prelim Time
20 Notre Dame		2:52.18	2:53.72
1) Plaschka, Justin SO	2) r:0.26 Speers, Daniel FR	3) r:0.07 Afrik, Tabahn FR	4) r:0.30 Jackson, Trent JR
r:+0.62 20.57	43.34 (43.34)	1:04.08 (20.74)	1:26.83 (43.49)
1:46.87 (20.04)	2:09.97 (43.14)	2:30.57 (20.60)	2:53.72 (43.75)
21 Minnesota		2:53.32	2:54.52
1) Fair, Paul JR	2) r:0.26 Becker, Bowen FR	3) r:0.08 Turner, Daryl JR	4) r:0.24 Busch, Noah JR
r:+0.72 20.68	43.63 (43.63)	1:03.90 (20.27)	1:26.92 (43.29)
1:47.11 (20.19)	2:10.58 (43.66)	2:31.44 (20.86)	2:54.52 (43.94)
22 UNC		2:53.12	2:54.78
1) Lewis, Sam SR	2) r:0.26 Graesser, Nic SR	3) r:0.15 Heck, Logan SR	4) r:0.00 Popp, Lucas JR
r:+0.58 21.00	43.89 (43.89)	1:04.39 (20.50)	1:27.49 (43.60)
1:47.99 (20.50)	2:10.86 (43.37)	2:31.08 (20.22)	2:54.78 (43.92)
23 Penn		2:53.10	2:56.07
1) Schultz, Eric SR	2) r:0.11 Dillinger, Thomas FR	3) r:0.20 Andrew, Mark FR	4) r:0.31 Su, Kevin JR
r:+0.68 20.50	43.13 (43.13)	1:03.60 (20.47)	1:27.26 (44.13)
1:47.99 (20.73)	2:11.52 (44.26)	2:32.62 (21.10)	2:56.07 (44.55)

Event 51 Men 50 Yard Freestyle Swim-off


Name	Yr School	Seed Time	Finals Time
- Swim-off			
1 Gkolomeev, Kristian	JR Alabama	19.18	19.04
r:+0.69 9.35	19.04 (9.69)		
2 Ringgold, Brett	SO Texas	19.18	19.09
r:+0.71 9.28	19.09 (9.81)		
3 Holoda, Peter	SO Auburn	19.18	19.13
r:+0.62 9.30	19.13 (9.83)		

Event 52 Men 200 Yard Freestyle Swim-off

Name	Yr School	Seed Time	Finals Time
- Swim-off			
1 Carroll, Trevor	JR Louisville	1:34.23	1:34.59
r:+0.70 22.69	46.90 (24.21)	1:10.74 (23.84)	1:34.59 (23.85)
2 Clifton, Cannon	JR Wisconsin	1:34.23	1:34.77
r:+0.69 22.33	46.40 (24.07)	1:10.28 (23.88)	1:34.77 (24.49)

Event 53 Men 100 Yard Butterfly Swim-off

Name	Yr School	Seed Time	Finals Time
- Swim-off			
1 Lynch, Justin	SO California	46.18	45.65
r:+0.66 21.37	45.65 (24.28)		
2 Mendes, Arthur	SR Auburn	46.18	45.90
r:+0.66 21.44	45.90 (24.46)		



2016 NCAA Division 1 Men's Swimming & Diving - 03/23/16 to 03/26/16

Results

Event 54 Men 100 Yard Breaststroke Swim-off

Name	Yr	School	Seed Time	Finals Time
- Swim-off				
1 Coombs, Jason	JR	Florida St	52.80	52.34
	r:+0.64	24.39	52.34 (27.95)	
2 Greenhalgh, George	SR	Kentucky	52.80	52.75
	r:+0.65	24.65	52.75 (28.10)	
--- Hren, Derek	JR	NC State	52.80	DFS
Declared false start				

Scores - Men

Men - Team Rankings - Through Event 54

1. Texas	541.5	2. California	351
3. Florida	334	4. NC State	314
5. Georgia	239.5	6. Alabama	225
7. Tennessee	188	8. Missouri	184
9. Indiana	180.5	10. Auburn	167
11. Louisville	164.5	12. Michigan	158
13. Southern Cali	117	14. Stanford	112.5
15. Ohio St	91	16. Arizona	87
17. South Carolina	71	18. Wisconsin	53
19. Virginia Tech	44.5	20. Minnesota	41
21. Brigham Young	40	22. University of Miami	31
22. Pittsburgh	31	24. Penn	26
25. Texas A&M	20	26. UNC	16
26. Air Force	16	28. Virginia	15
28. Cleveland St	15	30. Oakland	13
31. Hawaii	12	31. Florida St	12
33. George Washington	11	33. Yale	11
35. Univ of Utah	9	35. Unlv	9
37. Georgia Tech	8	37. Princeton	8
39. Duke	7	40. LSU	6
40. Iowa	6	40. Kentucky	6
43. Purdue	5	44. Cornell	2
44. Penn State University	2	44. Harvard	2
44. Arizona St	2		

