



PAC-10 NEWS

800 South Broadway, Suite 400 • Walnut Creek, CA 94596
Phone (510) 932-4411 Fax (510) 932-4601

FOR IMMEDIATE RELEASE: Thursday, February 16, 1995
Contact: Darbi Gaunt

PAC-10 MEN'S AND WOMEN'S DIVING CHAMPIONSHIPS START THURSDAY IN PASADENA

WHAT . . . 1995 Pacific-10 Conference Men's and Women's Diving Championships (Men: 35th Annual; Women: Ninth Annual)

WHEN . . . Thursday - Saturday, February 23-25, 1995

WHERE . . . AAF Rose Bowl Aquatics Center, Pasadena, Calif.

TIMES . . . The meet schedule will be as follows:

	10:00 a.m. PT	2:00 p.m. PT
Thursday, Feb. 23	Women's One-Meter	Men's Three-Meter
Friday, Feb. 24	Men's One-Meter	Women's Three-Meter
	11:00 a.m. PT	
Saturday, Feb. 25	Men's and Women's Platform	

TICKETS . . . Admission is free.

MEDIA CONTACT . . . John Dolak, Assistant SID, UCLA, J.D. Morgan Center, 405 Hilgard Avenue, Los Angeles, Calif., 90024-1639, phone (310) 206-6831, fax (310) 825-8664.

MEET RESULTS . . . A nightly recap will be available on the Pac-10 FAXBACK system. Please phone (510) 932-3355 and request document number 2353 (men's results) or 2453 (women's results).

MEN'S OUTLOOK . . . Two of the Pac-10's all-time top divers will be absent from this year's competition, including USC's Brian Earley, who rewrote the Pac-10 record book in all three diving events and UCLA's David Fleck, who finished second in both the three-meter and the platform, and third in the one-meter behind Earley . . . STANFORD senior Jamie Edwards and ARIZONA junior Andre Sabbah headline the pool of talent at this year's competition . . . Edwards finished second in the one-meter and fourth in the three-meter in 1994, while Sabbah placed fifth in the one-meter and third in the three-meter . . . Cardinal junior David Johns is the returning favorite in the platform event, as he finished third behind Earley and Fleck last year . . . Arizona senior Brian Spears is an all-around competitor and heavy contender in all events . . . Spears, who won the three-meter in 1993, finished fourth in the one-meter, sixth in the three-meter and fourth in platform as a junior in 1994.

WOMEN'S OUTLOOK . . . After taking a medical redshirt last season, Stanford senior Eileen Richetelli is a strong favorite to place tops in all events . . . Richetelli is a two-time NCAA Diver of the Year, a four-time NCAA Champion and an eight-time All-American . . . In the Pac-10s, Richetelli won the one-meter and three-meter as a freshman, won the three-meter and platform as a sophomore and then the platform as a junior . . . 1994 platform champ Amy Palmer of Arizona State returns for her senior farewell and a shot at defending her title . . . Missing from this year's competition is former UCLA standout Kristen Walls, two-time defending one-and-three meter champion . . . Added pressure will come from Arizona State senior Amy Garner, who finished as a runner-up to Walls in both the one- and three-meter last year . . . Also look for junior Mary Elena Romero of USC, junior Jennifer Cnota of ASU, and the Cardinal's sophomore trio of Britt Mattern, Megan Gardner and Stefanie Forrest to add heat to the fire.



PAC-10 NEWS

800 South Broadway, Suite 400 • Walnut Creek, CA 94596
Phone (510) 932-4411 Fax (510) 932-4601

FOR IMMEDIATE RELEASE: Thursday, February 23, 1995
Contact: Darbi Gaunt

PAC-10 MEN'S SWIMMING CHAMPIONSHIPS START THURSDAY AT LONG BEACH

WHAT . . . 1995 Pacific-10 Conference Men's Swimming Championships (35th Annual)

WHEN . . . Thursday-Saturday, March 2-4, 1995

WHERE . . . Belmont Shores Olympic Pool, 400 Olympic Plaza, Long Beach, Calif. (hosted by USC)

TIMES . . . Preliminary heats begin at 11 a.m. PT and finals begin at 6 p.m. PT. A full schedule of events:

	Prelims	Finals
Thursday, March 2	11:00 a.m. PT 500 Yard Freestyle 200 Yard IM 50 Yard Freestyle	6:00 p.m. PT 200 Yard Freestyle Relay 500 Yard Freestyle 200 Yard IM 50 Yard Freestyle
Friday, March 3	400 Yard IM 100 Yard Butterfly 200 Yard Freestyle 100 Yard Breaststroke 100 Yard Backstroke	400 Yard Medley Relay 200 Yard Medley Relay 400 Yard IM 100 Yard Butterfly 200 Yard Freestyle 100 Yard Breaststroke 100 Yard Backstroke
Saturday, March 4	200 Yard Backstroke 100 Yard Freestyle 200 Yard Breaststroke 200 Yard Butterfly 1650 Yard Freestyle (first heats)	800 Yard Freestyle Relay 1650 Yard Freestyle (last heat) 200 Yard Backstroke 100 Yard Freestyle 200 Yard Breaststroke 200 Yard Butterfly 400 Yard Freestyle Relay

TICKETS . . . For ticket information, contact the USC ticket office at (213) 740-GO SC. Ticket prices will be as follows:

	Prelims	Finals
Adults:	Free	\$5.00
Students:	Free	\$3.00
Children (Under 16):	Free	\$3.00

MEDIA CONTACT . . . Conni Shrope, Assistant SID, Heritage Hall 103, Los Angeles, Calif., 90089-0601, phone (213) 740-8480, fax (213) 740-7584.

- MORE -

MEET RESULTS . . . At the conclusion of each session, results will be posted in FAXBACK, document number 2352. Phone 510/932-3355.

College Swimming Coaches Association of America Top-25 (February 1, 1995)

1. Michigan
2. STANFORD
3. Auburn
4. CALIFORNIA
5. Texas
6. Tennessee
7. USC
8. ARIZONA
9. Southern Methodist
10. Minnesota
11. ARIZONA STATE
12. Iowa
13. Florida
14. Georgia
15. Alabama
16. North Carolina
17. Ohio State
18. Nebraska
19. Miami (Fla.)
20. Harvard
21. Louisiana State
22. Kansas
- 23t. Syracuse
- 23t. Iowa State
- 23t. Texas A&M

RECORDS BOOK . . . Defending NCAA and Pac-10 champion STANFORD has a shot at winning its 14th consecutive Conference championship . . . If the Cardinal men win the 1995 title, they will break the record for most consecutive Pac-10 titles by any men's or women's team in Conference history . . . The current streak is 13 consecutive Pac-10 titles, held by the Stanford men's swim program (1982-present) and the UCLA men's basketball program (1967-79).

MEET THEME . . . With three individual champions returning, STANFORD is looking to win its 14th consecutive Pac-10 title . . . The Pac-10 also has four of the top 11 teams in the College Swimming Coaches Association of America Top-25 . . . Seniors Brian Retterer, Kurt Grote and Ray Carey lead the Cardinal attack . . . Retterer set the American record in the 100 back at the NCAA's last year and won the 50 free and 100 back at the NAAs . . . Stanford junior Joe Hudepohl captured the 50, 100 and 200 freestyles at the 1994 Pac-10s . . . Grote captured first in the NAAs 200 breast and Carey won the 200 fly and the 400 IM at the Pac-10s last year . . . ARIZONA's Chad Carvin defends his 500 free title and teammate Martin Pepper is back to defend the 100-fly . . . Carvin impressed at the 1994 NCAA meet as well, setting two American, U.S. Open, NCAA meet and Pac-10 records (500 free/4:11.59 and 1650 free/14:34.91) . . . Also look for California's Ugur Taner, Stanford's Kevin Radvany and USC's Marc Fairon to make waves.

LAST YEAR . . . STANFORD won handily over second-place UCLA, and went on to claim its third consecutive NCAA crown . . . The Cardinal won on the strength of first-place finishes in 16 individual events, including all five relays . . . In its final competition as a varsity sport, UCLA had a strong showing in the relays to finish second in team standings . . . USC won one event and finished third . . . ASU placed at fourth and ARIZONA won two events to finish fifth . . . CALIFORNIA edged out WASHINGTON for sixth place . . . Here is a look at last year's point totals, plus a list of the individual defending champions and their times:

TEAM RESULTS

1. Stanford.....	962.0
2. UCLA.....	605.0
3. USC.....	591.0
4. Arizona State.....	418.0
5. Arizona.....	404.5
6. California.....	295.5
7. Washington.....	199.0

DEFENDING INDIVIDUAL CHAMPIONS

50 Free.....	Joe Hudepohl, STAN.....	19.87
100 Free.....	Joe Hudepohl, STAN.....	43.34
200 Free.....	Joe Hudepohl, STAN.....	1:35.67
500 Free.....	Chad Carvin, ARIZ.....	4:20.62
1650 Free.....	Kevin Radvany, STAN...	15:01.44
200 Breast...	Marc Fairon, USC.....	1:57.99
100 Fly.....	Martin Pepper, ARIZ.....	47.60
200 Fly.....	Ray Carey, STAN.....	1:43.91
400 IM.....	Ray Carey, STAN.....	3:48.90

NCAAs . . . Indiana University, in Bloomington, Ind., will host the 1995 Men's Swimming and Diving Championships from March 23-25.

★ 1995 M SWIM - Pac-10s ★

MEN'S 1995 PACIFIC-10 SWIMMING AND DIVING CHAMPIONSHIPS
 HOSTED BY: UNIVERSITY OF SOUTHERN CALIFORNIA
 HELD AT: BELMONT PLAZA POOL-LONG BEACH, CA. MARCH 2-4, 1995

FINAL MEET
RESULTS

EVENT : 1 MEN'S 200 YARDS FREESTYLE RELAY ***** MARCH 2, 1995 *****

NCAA 1:16.93 STANFORD STANFORD 1994
 PAC-10 1:18.42 STANFORD STANFORD 1992

QUALIFYING FOR NCAA AUTOMATIC 1:19.41
 QUALIFYING FOR NCAA CONSID. 1:21.79

FINAL RESULTS TIMED FINALS

RANK	NAME	YEAR	TEAM	TIME						
1)	STANFORD "A"			1:18.58	ARIZONA "B" UNOF *			1:23.13	EX	
1)	REITTERER, BRIAN SR	:20.34	3) HUDEPOHL, JOE JR	:59.23	1) BROPHY, CHRIS SO	:21.28	3) COLLINS, KEVIN FR	1:03.14		
2)	CLAYPOOL, SCOTT FR	:39.80	4) MUHAMMAD, SABIR FR	1:18.58	2) NADECKI, CEZARY SR	:42.29	4) LAMPE, OLIVER SO	1:23.13		
2)	ARIZONA "A"			1:21.02	USC "B" UNOF *			1:23.41	EX	
1)	CLARK, MIKE SR	:20.66	3) WICK, ABE SO	1:01.06	1) KARAPETIAN, RAFFSO	:21.20	3) LI, ART SR	1:02.52		
2)	ROTH, JUSTIN FR	:40.94	4) ABERNETHY, ROBERJR	1:21.02	2) FAIRON, MARC SR	:41.80	4) ROBERTS, TODD JR	1:23.40		
3)	CALIFORNIA "A"			1:21.85	ARIZONA "C" UNOF *			1:24.96	EX	
1)	WANIE, LEE SR	:21.07	3) DICKE, MARKUS SO	1:01.18	1) MATTHEWS, BRIAN JR	:21.61	3) PULLEN, ALEX FR	1:03.52		
2)	GIZIOTIS, GEORGESR	:40.91	4) TANER, UGUR JR	1:21.85	2) GROZCO, JASON SO	:42.38	4) PEPPER, MARTIN JR	1:24.96		
4)	USC "A"			1:22.26	ASU "B" UNOF *			1:26.00	EX	
1)	KIME, CHAD JR	:20.77	3) CRAFT, BRIAN JR	1:01.95	1) BELTRAN, JUAN FR	:21.75	3) KRISTJANSSON, LO	1:03.49		
2)	DAVY, JON SO	:41.20	4) WELLS, JIM JR	1:22.26	2) GODFREY, MARSHALSO	:41.96	4) IVES, JASON FR	1:26.00		
5)	WASHINGTON "A"			1:23.35	WASHINGTON "B" UNOF*			1:26.47	EX	
1)	OWENS, JOSH JR	:20.82	3) SMITH, BEN SR	1:02.40	1) CLOSE, JASON SO	:21.53	3) TOWNE, JEFF SR	1:04.98		
2)	KRUSE, KYLE JR	:41.66	4) RUSSELL, MATT JR	1:23.35	2) WYLAN, CHRIS SO	:43.22	4) GRAVROCK, CAM SO	1:26.47		
	ASU "A"			DISQUAL	STANFORD "C" UNOF *			1:26.59	EX	
1)	DELGADO, FELIPE SO	:20.33	3) SMITH, ROBERT JR	1:00.03	1) ERIKSSON, CARL	:21.29	3) SALLES-CUNHA, ANFR	1:03.66		
2)	BERA, RICHARD SR	:39.74	4) VARGAS, NELSON JR	DISQUAL	2) GROTE, KURT SR	:42.01	4) LISCHKE, JON	1:26.59		
	STANFORD "B" UNOF *			1:21.34	EX					
1)	CROME, JED	:20.57	3) JONES, SCOTT SO	1:01.12						
2)	DIEHL, ERIC JR	:40.89	4) OLSON, CHRIS FR	1:21.34						

(CONTINUED ON NEXT PAGE)

NCAA	4:11.59	CHAD CARVIN	ARIZONA	1994
PAC-10	4:15.78	M. PODKOSCIELNY	ARIZONA	1992
QUALIFYING FOR NCAA AUTOMATIC	4:21.03			
QUALIFYING FOR NCAA CONSID.	4:28.86			

PLACE	NAME	YEAR	TEAM	TRIALS	FINAL
-------	------	------	------	--------	-------

CHAMPIONSHIP FINAL

1)	CARVIN, CHAD	JR	ARIZONA	4:25.02	4:20.01
	:24.31 :50.42	1:16.64	1:43.12	2:09.44	
	2:35.74 3:01.86	3:28.04	3:54.31	4:20.01	
2)	DOLNIAK, GREG	FR	USC	4:24.51	4:22.22
	:24.74 :50.79	1:17.20	1:43.99	2:10.56	
	2:36.66 3:02.78	3:29.13	3:55.66	4:22.22	
3)	RADVANY, KEVIN	SO	STANFORD	4:24.81	4:22.52
	:24.57 :50.85	1:17.32	1:44.09	2:10.78	
	2:37.21 3:03.77	3:30.50	3:57.01	4:22.52	
4)	GRODZKI, ADAM	SO	ARIZONA	4:26.04	4:23.70
	:24.54 :50.64	1:17.14	1:43.71	2:10.31	
	2:36.71 3:03.45	3:30.53	3:57.45	4:23.70	
5)	DE HART, GREG	SO	WASHINGTON	4:26.70	4:24.00
	:24.49 :51.25	1:18.14	1:45.05	2:11.02	
	2:38.56 3:05.07	3:31.74	3:58.31	4:24.00	
6)	HERRMANN, MARTIN	SR	CALIFORNIA	4:25.98	4:24.54
	:24.41 :50.98	1:17.55	1:44.47	2:11.43	
	2:38.16 3:05.27	3:32.16	3:58.71	4:24.54	
7)	MELLEY, MIKE	SO	ASU	4:26.33	4:26.08
	:24.79 :51.31	1:17.97	1:44.90	2:12.21	
	2:39.49 3:06.33	3:33.26	4:00.17	4:26.08	
8)	KANNER, DAN	SR	STANFORD	4:22.16	4:29.63
	:24.11 :50.12	1:16.67	1:43.43	2:10.39	
	2:37.90 3:05.81	3:33.97	4:01.95	4:29.63	

CONSOLATION FINAL

9)	JOHNSON, KENT	SO	USC	4:28.36	4:27.48
	:24.78 :51.86	1:19.35	1:46.74	2:13.97	
	2:41.36 3:08.36	3:35.40	4:02.30	4:27.48	
10)	GAGNER, SCOTT	JR	STANFORD	4:27.88	4:27.50
	:24.76 :52.01	1:19.37	1:46.78	2:14.15	
	2:41.50 3:08.64	3:35.50	4:02.40	4:27.50	
11)	MECA, DAVE	SO	USC	4:30.45	4:28.92
	:24.97 :51.81	1:18.96	1:46.09	2:13.50	
	2:40.80 3:08.12	3:35.54	4:02.60	4:28.92	
12)	HANSON, GEOFF	SO	ARIZONA	4:29.65	4:29.50
	:25.42 :52.32	1:19.50	1:46.83	2:14.26	
	2:41.53 3:08.70	3:35.83	4:02.90	4:29.50	
13)	TSIANGOS, GEORGE	FR	CALIFORNIA	4:30.59	4:29.61
	:25.71 :52.79	1:20.01	1:47.10	2:14.20	
	2:41.53 3:08.58	3:35.93	4:03.28	4:29.61	
14)	JULIAN, JEFF	SO	USC	4:31.52	4:29.82
	:25.38 :52.86	1:20.36	1:47.72	2:15.09	
	2:42.50 3:09.54	3:36.60	4:03.65	4:29.82	

(CONTINUED ON NEXT PAGE)

15) ILIKA, JOSH	FR USC	4:32.21	4:29.85
:24.97	:52.04	1:19.11	1:46.35
2:24.97	3:08.39	3:35.53	4:03.36
4:29.85			
16) HARMON, CASEY	SO STANFORD	4:31.25	4:30.07
:24.56	:51.54	1:18.46	1:45.66
2:24.56	3:08.31	3:35.74	4:03.02
4:30.07			

BONUS FINAL

17) SIKORA, BART	FR CALIFORNIA	4:37.11	4:36.78
:25.49	:53.14	1:20.76	1:48.13
2:25.49	3:12.01	3:40.19	4:08.58
4:36.78			
18) DELGADO, ROBERT	FR ASU	4:37.40	4:38.33
:25.43	:53.89	1:22.21	1:50.40
2:25.43	3:15.20	3:43.39	4:11.35
4:38.33			
19) DYKSTRA, JOE	FR WASHINGTON	4:43.02	4:40.79
:25.22	:53.13	1:21.18	1:49.52
2:25.22	3:15.13	3:43.99	4:12.80
4:40.79			
20) STOCEK, DARREN	JR ASU	4:40.51	4:41.22
:25.81	:53.81	1:21.78	1:50.24
2:25.81	3:16.11	3:45.07	4:13.37
4:41.22			
21) SMITH, ROBERT	JR ASU	4:32.39	4:44.73
:25.98	:53.98	1:22.64	1:51.46
2:25.98	3:17.41	3:47.08	4:15.97
4:44.73			

1) KANNER, DAN	SR STANFORD	4:22.16	10) JOHNSON, KENT	SO USC	4:28.36
:24.64	:51.35	1:18.00	1:44.67	2:11.22	:24.72
2:24.64	3:03.58	3:38.17	3:56.48	4:22.16	:51.53
4:22.16					1:18.40
2) DOLNIAK, GREG	FR USC	4:24.51	11) HANSON, GEOFF	SO ARIZONA	4:29.65
:24.98	:51.65	1:18.43	1:45.37	2:11.91	:24.91
2:24.98	3:04.62	3:31.26	3:58.49	4:24.51	:51.44
4:24.51					1:18.08
3) RADVANY, KEVIN	SO STANFORD	4:24.81	12) MECA, DAVE	SO USC	4:30.45
:24.98	:51.60	1:18.42	1:45.22	2:12.06	:25.31
2:24.98	3:06.03	3:32.69	3:59.22	4:24.81	:52.06
4:24.81					1:19.10
4) CARVIN, CHAD	JR ARIZONA	4:25.02	13) TSIANDIS, GEORGE	FR CALIFORNIA	4:30.59
:24.25	:50.58	1:17.24	1:44.23	2:11.29	:25.64
2:24.25	3:05.07	3:31.88	3:58.60	4:25.02	:52.56
4:25.02					1:19.61
5) HERRMANN, MARTIN	SR CALIFORNIA	4:25.98	14) HARMON, CASEY	SO STANFORD	4:31.25
:24.55	:50.93	1:17.69	1:44.54	2:11.45	:24.81
2:24.55	3:05.48	3:32.61	3:59.74	4:25.98	:51.91
4:25.98					1:19.17
6) BRODZKI, ADAM	SO ARIZONA	4:26.04	15) JULIAN, JEFF	SO USC	4:31.52
:24.78	:51.34	1:17.90	1:44.53	2:11.45	:24.91
2:24.78	3:05.66	3:32.82	3:59.77	4:26.04	:51.92
4:26.04					1:19.28
7) WELLEY, MIKE	SO ASU	4:26.33	16) ILIKA, JOSH	FR USC	4:32.21
:24.61	:50.98	1:17.88	1:44.78	2:11.85	:25.14
2:24.61	3:05.83	3:32.94	3:59.93	4:26.33	:52.32
4:26.33					1:19.79
8) DE HART, GREG	SO WASHINGTON	4:26.70	17) SMITH, ROBERT	JR ASU	4:32.39
:24.59	:51.40	1:18.48	1:45.32	2:12.22	:23.94
2:24.59	3:06.02	3:33.21	4:00.43	4:26.70	:50.61
4:26.70					1:18.12
9) GAGNER, SCOTT	JR STANFORD	4:27.88	18) SIKORA, BART	FR CALIFORNIA	4:37.11
:23.91	:50.74	1:18.08	1:45.55	2:12.76	:24.97
2:23.91	3:06.93	3:34.22	4:01.28	4:27.88	:51.88
4:27.88					1:19.22
					1:46.66
					2:14.41
					2:42.94
					3:11.36
					3:40.24
					4:08.66
					4:37.11

(CONTINUED ON NEXT PAGE)

EVENT: 2 MEN'S 500 YARDS FREESTYLE

(CONTINUED)

19) DELGADO, ROBERT	FR ASU	4:37.40
:24.69	:52.15	1:20.18 1:48.80 2:17.62
2:46.00	3:14.21	3:42.77 4:10.56 4:37.40
20) MUTER, MALCOM	*FR UNDF-ARIZONA *	4:37.44
:25.47	:53.07	1:20.97 1:49.05 2:17.25
2:45.18	3:13.28	3:41.40 4:09.65 4:37.44
21) LISCHKE, JON	* UNDF-STANFORD *	4:38.22
:25.79	:52.96	1:20.61 1:48.26 2:16.48
2:44.61	3:12.89	3:41.44 4:10.15 4:38.22
22) STOCEK, DARREN	JR ASU	4:40.51
:26.11	:54.17	1:22.41 1:50.48 2:18.85
2:47.12	3:15.37	3:44.02 4:12.50 4:40.51

23) DYKSTRA, JOE	FR WASHINGTON	4:43.02
:25.51	:53.50	1:21.96 1:50.74 2:19.30
2:47.32	3:16.05	3:45.37 4:14.50 4:43.02
24) WALKER, COLLIN	*FR UNDF-ASU *	4:47.68
:26.62	:54.55	1:23.29 1:52.17 2:20.93
2:50.28	3:19.31	3:49.08 4:18.72 4:47.68
COX, RYAN	JR CALIFORNIA	DISQUAL
:00.00	:00.00	:00.00 :00.00 :00.00
:00.00	:00.00	:00.00 :00.00 DISQUAL

EVENT : 3 MEN'S 200 YARDS INDIVIDUAL MEDLEY

MARCH 2, 1995

NCAA	1:43.52	GREG BURGESS	FLORIDA	1993
PAC-10	1:45.40	TRIP SEDLITZ	STANFORD	1993
QUALIFYING FOR NCAA AUTOMATIC	1:47.16			
QUALIFYING FOR NCAA CONSID.	1:50.37			

PLACE	NAME	YEAR	TEAM	TRIALS	FINAL
CHAMPIONSHIP FINAL					
1)	WILKENS, TOM	FR	STANFORD	1:47.11	1:47.61
	:23.49	:50.90	1:21.69	1:47.61	
2)	THOMSON, MATT	SO	STANFORD	1:48.76	1:48.02
	:24.03	:50.77	1:22.40	1:48.02	
3)	ADDLEMAN, BRYAN	JR	STANFORD	1:49.81	1:48.03
	:23.60	:51.41	1:22.22	1:48.03	
4)	MARTIN, MATT	SO	STANFORD	1:50.11	1:49.66
	:23.68	:51.28	1:24.21	1:49.66	
5)	TIPPINS, CLAY	SR	STANFORD	1:49.64	1:50.17
	:23.20	:51.09	1:24.14	1:50.17	
6)	MYLAN, CHRIS	SO	WASHINGTON	1:50.69	1:50.19
	:24.72	:52.13	1:24.16	1:50.19	
7)	TRINIDAD, PHIL	SO	STANFORD	1:50.38	1:50.48
	:25.28	:52.48	1:24.17	1:50.48	
8)	NORDYKE, BRENT	SO	WASHINGTON	1:51.24	1:51.29
	:24.49	:52.88	1:24.87	1:51.29	

CONSOLATION FINAL

9)	BARRETT, CASEY	SO	USC	1:52.31	1:50.33
	:23.90	:52.92	1:24.49	1:50.33	
10)	GROTE, KURT	SR	STANFORD	1:51.28	1:51.25
	:24.47	:53.79	1:24.87	1:51.25	
11)	STELLE, JASON	SR	USC	1:52.94	1:51.69
	:24.28	:51.72	1:24.47	1:51.69	
12)	DRAGSTEN, JEFF	SO	STANFORD	1:51.36	1:51.90
	:24.46	:51.86	1:25.17	1:51.90	
13)	TANER, USUR	JR	CALIFORNIA	1:52.36	1:52.34
	:23.63	:51.37	1:26.91	1:52.34	

(CONTINUED ON NEXT PAGE)

EVENT: 3 MEN'S 200 YARDS INDIVIDUAL MEDLEY (CONTINUED)

14) GRAVROCK, CAM	SO WASHINGTON	1:52.24	1:52.96
:23.88 :53.06	1:26.29	1:52.96	
15) KARLSSON, DANIEL	FR CALIFORNIA	1:52.01	1:52.99
:24.84 :53.24	1:26.24	1:52.99	
16) LEER, CHRIS	JR WASHINGTON	1:53.21	1:54.12
:24.83 :54.52	1:27.01	1:54.12	
BONUS FINAL			
17) DIETRICH, TIM	FR WASHINGTON	1:53.74	1:52.78
:24.84 :53.93	1:25.71	1:52.78	
18) SMITH, BEN	SR WASHINGTON	1:54.41	1:53.22
:25.14 :54.07	1:26.87	1:53.22	
19) MERRELL, MIKE	SR USC	1:54.87	1:53.41
:24.20 :52.72	1:27.25	1:53.41	
20) SHIFREN, NOLAN	SO ASU	1:55.05	1:53.84
:25.60 :54.77	1:27.03	1:53.84	
21) CONLEY, SCOTT	SR ARIZONA	1:53.89	1:53.93
:24.55 :53.25	1:26.98	1:53.93	
22) MC KEAN, RYAN	SR ARIZONA	1:54.06	1:54.67
:25.42 :55.88	1:27.79	1:54.67	
23) RUSSELL, MATT	JR WASHINGTON	1:54.57	1:55.02
:25.27 :56.12	1:29.28	1:55.02	
24) VONHARTITZSCH, STEF	SR ASU	1:55.52	1:56.32
:25.02 :54.70	1:28.27	1:56.32	
1) WILKENS, TOM	FR STANFORD	1:47.11	
:23.40 :50.67	1:20.93	1:47.11	
2) THOMSON, MATT	SO STANFORD	1:48.76	
:24.18 :50.78	1:22.75	1:48.76	
3) TIPPINS, CLAY	SR STANFORD	1:49.64	
:23.16 :50.87	1:23.94	1:49.64	
4) ADDLEMAN, BRYAN	JR STANFORD	1:49.81	
:24.00 :52.32	1:24.17	1:49.81	
5) MARTIN, MATT	SO STANFORD	1:50.11	
:24.16 :51.65	1:24.18	1:50.11	
6) TRINIDAD, PHIL	SO STANFORD	1:50.38	
:25.28 :52.71	1:24.13	1:50.38	
7) WYLAN, CHRIS	SO WASHINGTON	1:50.69	
:25.14 :52.34	1:24.49	1:50.69	
8) NORDYKE, BRENT	SO WASHINGTON	1:51.24	
:24.50 :53.42	1:25.05	1:51.24	
9) GROTE, KURT	SR STANFORD	1:51.28	
:24.31 :53.78	1:24.98	1:51.28	
10) DRAGSTEN, JEFF	SO STANFORD	1:51.36	
:24.48 :52.08	1:25.25	1:51.36	
11) DUNCAN, RYAN	*SO UNDF-CALIFORNIA*	1:51.75	
:24.00 :52.77	1:25.17	1:51.75	
12) KARLSSON, DANIEL	FR CALIFORNIA	1:52.01	
:24.82 :53.06	1:25.12	1:52.01	
13) GRAVROCK, CAM	SO WASHINGTON	1:52.24	
:23.67 :52.11	1:24.85	1:52.24	
14) BARRETT, CASEY	SO USC	1:52.31	
:24.27 :53.72	1:25.49	1:52.31	
15) TANER, USUR	JR CALIFORNIA	1:52.36	
:23.53 :51.15	1:26.37	1:52.36	
16) GALIC, DOMINIK	*FR UNDF-CALIFORNIA*	1:52.61	
:24.29 :53.31	1:25.84	1:52.61	
17) STELLE, JASON	SR USC	1:52.94	
:24.51 :51.76	1:25.85	1:52.94	
18) SHAPLEY, AARON	*SO UNDF-CALIFORNIA*	1:53.11	
:24.88 :54.57	1:25.69	1:53.11	
19) LEER, CHRIS	JR WASHINGTON	1:53.21	
:24.45 :53.71	1:25.53	1:53.21	
20) DIETRICH, TIM	FR WASHINGTON	1:53.74	
:24.33 :53.92	1:26.49	1:53.74	
21) CONLEY, SCOTT	SR ARIZONA	1:53.89	
:24.71 :53.47	1:27.31	1:53.89	
22) PICCININI, EDUARDO	*SR UNDF-ASU *	1:53.98	
:23.45 :51.95	1:27.67	1:53.98	
23) MC KEAN, RYAN	SR ARIZONA	1:54.06	
:25.68 :54.55	1:26.96	1:54.06	
24) SMITH, BEN	SR WASHINGTON	1:54.41	
:24.64 :54.12	1:27.28	1:54.41	
25) RUSSELL, MATT	JR WASHINGTON	1:54.57	
:24.23 :54.02	1:27.46	1:54.57	
26) MERRELL, MIKE	SR USC	1:54.87	
:24.03 :52.86	1:28.00	1:54.87	
27) SHIFREN, NOLAN	SO ASU	1:55.05	
:25.75 :55.66	1:27.40	1:55.05	
28) CROSSEN, ADAM	*SO UNDF-USC *	1:55.27	
:25.31 :54.29	1:28.29	1:55.27	

(CONTINUED ON NEXT PAGE)

EVENT: 3 MEN'S 200 YARDS INDIVIDUAL MEDLEY (CONTINUED)

29) VONHARTITZSCH, STEF SR ASU	1:55.52	36) CLARK, CHRIS JR WASHINGTON	1:57.66
:24.92 :54.36 1:27.30 1:55.52		:25.93 :55.19 1:29.55 1:57.66	
30) MATUSZAK, ERIC FR CALIFORNIA	1:55.74	37) JONSSON, MICAEL SR ASU	1:57.94
:24.81 :55.05 1:29.48 1:55.74		:24.83 :54.70 1:31.02 1:57.94	
31) MOTT, STEPHEN SO WASHINGTON	1:55.94	38) FRANCIS, BRAD SO USC	1:58.44
:24.96 :54.76 1:28.12 1:55.94		:23.88 :52.26 1:28.87 1:58.44	
32) FLIGHTNER, BARRY JR WASHINGTON	1:56.24	39) HODDER, JASON JR ARIZONA	1:58.88
:24.71 :54.20 1:28.66 1:56.24		:25.60 :56.54 1:29.39 1:58.88	
33) SMITH, TROY SO ARIZONA	1:56.36	40) TRUSSLER, ANDY SR USC	1:58.98
:25.19 :53.22 1:28.40 1:56.36		:24.98 :56.97 1:29.46 1:58.98	
34) WOOLARD, WHITNEY *SO UNDF-CALIFORNIA*	1:56.79	41) DELLEDDONNE, MARIANO* UNDF-ASU	* 1:59.72
:24.79 :53.38 1:29.46 1:56.79		:25.84 :55.97 1:31.86 1:59.72	
35) BELTRAN, JUAN FR ASU	1:56.93	42) GRAY, TREVER FR ARIZONA	2:00.04
:24.75 :55.63 1:29.11 1:56.93		:26.75 :54.23 1:32.04 2:00.04	

EVENT : 4 MEN'S 50 YARDS FREESTYLE ***** MARCH 2, 1995 *****

NCAA	:19.14	DAVID FOX	NO CAROLINE ST	1993
PAC-10	:19.81	LEAMY/KURZA	UCLA	'82/90
QUALIFYING FOR NCAA AUTOMATIC	:19.88			
QUALIFYING FOR NCAA CONSID.	:20.47			

PLACE NAME YEAR TEAM TRIALS FINAL

CHAMPIONSHIP FINAL

1) CLAYPOOL, SCOTT	FR	STANFORD	:19.83	:19.83
2) HUDEPHIL, JOE	JR	STANFORD	:19.84	:19.88
3) DELGADO, FELIPE	SO	ASU	:20.12	:20.25
4) MUHAMMAD, SABIR K.	FR	STANFORD	:20.23	:20.27
5) RETTERER, BRIAN	SR	STANFORD	:20.27	:20.31
6) BERA, RICHARD	SR	ASU	:20.36	:20.49

CONSOLATION FINAL

9) OLSON, CHRIS	FR	STANFORD	:20.56	:20.53
10) CLARK, MIKE	SR	ARIZONA	:20.50	:20.66
11) DAVY, JON	SO	USC	:20.61	:20.71
12) KIME, CHAD	JR	USC	:20.65	:20.72
13) JONES, SCOTT	SO	STANFORD	:20.63	:20.78
14) DICKE, MARKUS	SO	CALIFORNIA	:20.66	:20.89

BONUS FINAL

17) CRAFT, BRIAN	JR	USC	:20.76	:20.59
18) ABERNETHY, ROBERT	JR	ARIZONA	:20.73	:20.71
19) ROTH, JUSTIN	FR	ARIZONA	:20.75	:20.80
20) DIEHL, ERIC	JR	STANFORD	:20.82	:20.83
21) GIZIOTIS, GEORGE	SR	CALIFORNIA	:20.78	:20.90
22) WICK, ABE	SO	ARIZONA	:20.69	:21.18

EXTRA FINAL

25) GODFREY, MARSHALL	SO	ASU	:21.13	:20.86
26) VARGAS, NELSON	JR	ASU	:20.96	:20.88
27) OWENS, JOSH	JR	WASHINGTON	:20.96	:20.91

(CONTINUED ON NEXT PAGE)

28) STEEL, JOHN	SR USC	:20.95	:20.98
28) WILCOX, TOBY	FR ASU	:20.98	:20.98
30) KARAPETIAN, RAFFI	SO USC	:21.04	:21.29
1) CLAYPOOL, SCOTT	FR STANFORD	:19.83	
2) HUEDEPohl, JOE	JR STANFORD	:19.84	
3) DELGADO, FELIPE	SO ASU	:20.12	
4) MUHAMMAD, SABIR K.	FR STANFORD	:20.23	
5) RETTERER, BRIAN	SR STANFORD	:20.27	
6) BERA, RICHARD	SR ASU	:20.36	
7) CLARK, MIKE	SR ARIZONA	:20.50	
8) OLSON, CHRIS	FR STANFORD	:20.56	
9) DAVY, JON	SO USC	:20.61	
10) JONES, SCOTT	SO STANFORD	:20.63	
11) KIME, CHAD	JR USC	:20.65	
12) DICKE, MARKUS	SO CALIFORNIA	:20.66	
13) WICK, ABE	SO ARIZONA	:20.69	
14) ABERNETHY, ROBERT	JR ARIZONA	:20.73	
15) ROTH, JUSTIN	FR ARIZONA	:20.75	
16) CRAFT, BRIAN	JR USC	:20.76	
17) GIZIOTIS, GEORGE	SR CALIFORNIA	:20.78	
18) DIEHL, ERIC	JR STANFORD	:20.82	
19) CROME, JED	* UNDF-STANFORD *	:20.89	
20) WILCOX, TOBY	FR ASU	:20.90	
21) STEEL, JOHN	SR USC	:20.95	
22) OWENS, JOSH	JR WASHINGTON	:20.96	
22) VARGAS, NELSON	JR ASU	:20.96	
24) SMITH, ROBERT	*JR UNDF-ASU *	:20.97	
25) ERIKSSON, CARL	* UNDF-STANFORD *	:21.00	
26) JOHNSON, KENT	*SO UNDF-USC *	:21.03	
27) KARAPETIAN, RAFFI	SO USC	:21.04	
28) LAMPE, OLIVER	*SO UNDF-ARIZONA *	:21.05	
29) GODFREY, MARSHALL	SO ASU	:21.13	
30) WELLS, JIM	JR USC	:21.16	
31) COLLINS, KEVIN	*FR UNDF-ARIZONA *	:21.19	
32) SLADE, JUSTIN	JR ASU		:21.20
33) BROPHY, CHRIS	*SO UNDF-ARIZONA *		:21.21
34) LI, ART	SR USC		:21.23
35) WANIE, LEE	SR CALIFORNIA		:21.24
36) RUSSELL, MATT	JR WASHINGTON		:21.30
37) FAIRON, MARC	SR USC		:21.35
38) NETHERTON, DREW	* UNDF-USC *		:21.38
39) OROZCO, JASON	*SO UNDF-ARIZONA *		:21.39
40) ROBERTS, TODD	*JR UNDF-USC *		:21.41
41) SZYMANOWSKI, DAMON	FR CALIFORNIA		:21.41
41) NADECKI, CEZARY	SR ARIZONA		:21.41
43) MATTHEWS, BRIAN	JR ARIZONA		:21.45
44) CLOSE, JASON	SO WASHINGTON		:21.46
44) KRUSE, KYLE	JR WASHINGTON		:21.46
46) KRISTJANSSON, LOGI	ASU		:21.68
47) VASCONCELLOS, CITO	*SO UNDF-USC *		:21.87
48) PULLEN, ALEX	*FR UNDF-ARIZONA *		:21.93
49) PEPPER, MARTIN	JR ARIZONA		:21.93
50) BELTRAN, JUAN	*FR UNDF-ASU *		:22.05
51) MC CANN, PAT	SO ASU		:22.09
52) NADAL, MARK	SR WASHINGTON		:22.22
52) LARSON, GARY	SR USC		:22.22
54) TOWNE, JEFF	SR WASHINGTON		:22.31
55) DELLEDONNE, MARIANO*	UNDF-ASU *		:22.42
56) BROCKMAN, CRAIG	SO ARIZONA		:22.43
57) WALKER, COLLIN	*FR UNDF-ASU *		:22.54
58) GRAY, TREVER	*FR UNDF-ARIZONA *		:22.57
59) SHIGEND, DUSTIN	SO WASHINGTON		:22.75
60) IVES, JASON	*FR UNDF-ASU *		:22.85
61) JONSSON, MICHAEL	*SR UNDF-ASU *		:23.73
62) KIDD, MIKE	JR ASU		:26.09

(CONTINUED ON NEXT PAGE)

NCAA 3:08.39 STANFORD STANFORD 1992
 PAC-10 3:11.93 STANFORD STANFORD 1994

QUALIFYING FOR NCAA AUTOMATIC 3:14.06
 QUALIFYING FOR NCAA CONSID. 3:19.88

FINAL RESULTS TIMED FINALS

RANK	NAME	YEAR	TEAM	TIME										
1)	STANFORD "A"			3:10.50 **		STANFORD "C" UNOF *				3:20.17	EX			
1)	RETTNER, BRIAN SR	:22.33	3) TIPPINS, CLAY SR	2:01.86	1) DRAGSTEN, JEFF SO	:24.21	3) CROME, JED			2:09.16				
		:46.61		2:27.42		:49.96				2:36.06				
2)	BROTE, KURT SR	1:11.50	4) HUDEPOHL, JOE JR	2:48.02	2) TRINIDAD, PHIL SO	1:16.26	4) JONES, SCOTT SO			2:56.94				
		1:39.94		3:10.50		1:45.88				3:20.17				
**	PAC-10													
2)	ASU "A"			3:17.96		ARIZONA "B" UNOF *				3:21.60	EX			
1)	KRISTJANSSON, LO	:24.81	3) PICCININI, EDUARSR	2:08.90	1) COLLINS, KEVIN FR	:24.46	3) BROPHY, CHRIS SO			2:09.75				
		:50.69		2:34.38		:51.04				2:36.29				
2)	KIDD, MIKE JR	1:16.65	4) BERA, RICHARD SR	2:55.31	2) MC KEAN, RYAN SR	1:17.40	4) CLARK, MIKE SR			2:57.60				
		1:47.12		3:17.96		1:47.52				3:21.60				
3)	ARIZONA "A"			3:19.36		USC "B" UNOF *				3:24.23	EX			
1)	NADECKI, CEZARY SR	:24.01	3) LAMPE, OLIVER SO	2:08.45	1) FRANCIS, BRAD SO	:24.76	3) LI, ART SR			2:11.75				
		:50.38		2:34.21		:51.12				2:38.27				
2)	ABERNETHY, ROBERJR	1:16.44	4) WICK, ABE SO	2:55.39	2) TRUSSLER, ANDY SR	1:18.03	4) ROBERTS, TODD JR			3:00.00				
		1:46.48		3:19.36		1:49.08				3:24.23				
4)	USC "A"			3:19.54		ARIZONA "C" UNOF *				3:24.92	EX			
1)	STELLE, JASON SR	:24.68	3) MERRELL, MIKE SR	2:08.61	1) GRAY, TREVOR FR	:25.25	3) PEPPER, MARTIN JR			2:12.70				
		:50.21		2:34.61		:52.14				2:39.25				
2)	FAIRON, MARC SR	1:16.12	4) STEEL, JOHN SR	2:56.15	2) HODDER, JASON JR	1:19.23	4) ROTH, JUSTIN FR			3:00.75				
		1:45.88		3:19.54		1:49.87				3:24.92				
5)	CALIFORNIA "A"			3:19.70		ASU "B" UNOF *				3:25.73	EX			
1)	SIKORA, BART FR	:24.85	3) HERRMANN, MARTINSR	2:08.47	1) VARGAS, NELSON JR	:25.65	3) JONSSON, MICHAEL SR			2:10.94				
		:50.55		2:34.17		:51.72				2:38.01				
2)	CLAYTOR, CHRISTIFR	1:16.52	4) DICKE, MARKUS SO	2:55.79	2) SHIFREN, NOLAN SO	1:18.00	4) WALKER, COLLIN FR			3:00.53				
		1:46.02		3:19.70		1:47.78				3:25.73				
6)	WASHINGTON "A"			3:23.95		USC "C" UNOF *				3:26.47	EX			
1)	CLARK, CHRIS JR	:25.10	3) GRAVROCK, CAM SO	2:10.92	1) MITSUOKA, DAIZO SO	:25.79	3) VASCONCELLOS, CISO			2:14.42				
		:51.73		2:38.62		:52.38				2:40.00				
2)	LEER, CHRIS JR	1:17.90	4) RUSSELL, MATT JR	2:59.99	2) KARAPETIAN, RAFFSO	1:19.78	4) NETHERTON, DREW			3:01.84				
		1:47.98		3:23.95		1:51.98				3:26.47				
	STANFORD "B" UNOF *			3:17.26	EX	WASHINGTON "B" UNOF*				3:27.35	EX			
1)	MARTIN, MATT SO	:24.01	3) MUHAMMAD, SABIR FR	2:06.59	1) NADAL, MARK SR	:25.09	3) TOWNE, JEFF SR			2:14.05				
		:48.76		2:32.76		:51.83				2:41.76				
2)	SALLES-CUNHA, ANFR	1:14.78	4) OLSON, CHRIS FR	2:53.77	2) KRUSE, KYLE JR	1:19.22	4) OWENS, JOSH JR			3:03.37				
		1:45.26		3:17.26		1:50.18				3:27.34				

(CONTINUED ON NEXT PAGE)

EVENT: 6 MEN'S 400 YARDS MEDLEY RELAY (CONTINUED)

ARIZONA "D" UNOF *		3:32.42	EX
1) PULLEN, ALEX FR	:24.61	3) MATTHEWS, BRIAN JR	2:15.61
	:51.11		2:45.46
2) OROZCO, JASON SO	1:18.36	4) BROCKMAN, CRAIG SO	3:07.73
	1:50.87		3:32.42

EVENT : 7 MEN'S 200 YARDS MEDLEY RELAY ***** MARCH 3, 1995 *****

NCAA	1:25.88	STANFORD	STANFORD	1992
PAC-10	1:27.33	STANFORD	STANFORD	1992
QUALIFYING FOR NCAA AUTOMATIC	1:28.58			
QUALIFYING FOR NCAA CONSID.	1:31.23			

FINAL RESULTS TIMED FINALS

RANK	NAME	YEAR	TEAM	TIME				
1)	STANFORD "A"			1:26.69 **	STANFORD "C" UNOF *			DISQUAL
1)	REITTERER, BRIAN SR	:21.95	3) MUHAMMAD, SABIR FR	1:07.14	1) DRAGSTEN, JEFF SO	:23.58	3) CROME, JED	1:12.67
2)	GROTE, KURT SR	:46.36	4) CLAYPOOL, SCOTT FR	1:26.69	2) ERIKSSON, CARL	:50.08	4) LISCHKE, JON	DISQUAL
	** PAC-10							
2)	ASU "A"			1:30.38	STANFORD "B" UNOF *			1:30.11 EX
1)	PICCININI, EDUARSR	:22.77	3) DELGADO, ROBERT FR	1:10.97	1) MARTIN, MATT SO	:24.46	3) TIPPINS, CLAY SR	1:09.75
2)	KIDD, MIKE JR	:48.18	4) DELGADO, FELIPE SO	1:30.38	2) SALLES-CUNHA, ANFR	:47.86	4) OLSON, CHRIS FR	1:30.11
3)	USC "A"			1:30.69	USC "B" UNOF *			1:31.98 EX
1)	STELLE, JASON SR	:23.59	3) MERRELL, MIKE SR	1:10.86	1) WELLS, JIM JR	:24.00	3) FRANCIS, BRAD SO	1:12.27
2)	FAIRON, MARC SR	:48.94	4) DAVY, JON SO	1:30.69	2) TRUSSLER, ANDY SR	:49.99	4) KIME, CHAD JR	1:31.98
4)	ARIZONA "A"			1:30.76	USC "C" UNOF *			1:33.96 EX
1)	NADECKI, CEZARY SR	:23.53	3) PEPPER, MARTIN JR	1:10.69	1) MITSUOKA, DAIZO SO	:24.50	3) VASCONCELLOS, CISO	1:13.33
2)	ABERNETHY, ROBERJR	:48.64	4) CLARK, MIKE SR	1:30.76	2) KARAPETIAN, RAFFSO	:51.15	4) LI, ART SR	1:33.96
5)	CALIFORNIA "A"			1:31.56	ARIZONA "C" UNOF *			1:34.61 EX
1)	WANIE, LEE SR	:23.98	3) DUNCAN, RYAN SO	1:11.60	1) PULLEN, ALEX FR	:24.00	3) CONLEY, SCOTT SR	1:14.00
2)	SHAPLEY, AARON SO	:49.54	4) GIZIOTIS, GEORGESR	1:31.56	2) HODDER, JASON JR	:50.90	4) WICK, ABE SO	1:34.61
6)	WASHINGTON "A"			1:33.70	WASHINGTON "B" UNOF*			1:35.44 EX
1)	CLARK, CHRIS JR	:24.38	3) GRAVROCK, CAM SO	1:13.40	1) NADAL, MARK SR	:25.28	3) DIETRICH, TIM FR	1:14.66
2)	LEER, CHRIS JR	:50.52	4) OWENS, JOSH JR	1:33.70	2) SHIGEND, DUSTIN SO	:51.68	4) RUSSELL, MATT JR	1:35.44
	ARIZONA "B" UNOF *			DISQUAL	ARIZONA "D" UNOF *			1:36.15 EX
1)	COLLINS, KEVIN FR	:24.28	3) BROPHY, CHRIS SO	1:12.19	1) GRAY, TREVER FR	:25.12	3) MATTHEWS, BRIAN JR	1:15.56
2)	MC KEAN, RYAN SR	:50.19	4) LAMPE, OLIVER SO	DISQUAL	2) OROZCO, JASON SO	:51.98	4) ROTH, JUSTIN FR	1:36.15
	ASU "B" UNOF *			DISQUAL				
1)	KRISTJANSSON, LO	:24.62	3) SLADE, JUSTIN JR	1:12.99				
2)	SHIFREN, NOLAN SO	:50.55	4) GODFREY, MARSHALSO	DISQUAL				

(CONTINUED ON NEXT PAGE)

EVENT : 8 MEN'S 400 YARDS INDIVIDUAL MEDLEY

MARCH 3, 1995

NCAA	3:40.84	GREG BURGESS	FLORIDA	1994
PAC-10	3:47.25	CHAS MORTON	STANFORD	1992
QUALIFYING FOR NCAA AUTOMATIC		3:50.23		
QUALIFYING FOR NCAA CONSID.		3:57.13		

PLACE	NAME	YEAR	TEAM	TRIALS	FINAL
-------	------	------	------	--------	-------

CHAMPIONSHIP FINAL

1)	WILKENS, TOM	FR	STANFORD	3:48.29	3:49.63
	:24.34	:52.79	1:22.14	1:51.12	
	2:23.09	2:56.24	3:23.74	3:49.63	
2)	THOMSON, MATT	SO	STANFORD	3:52.56	3:50.64
	:25.10	:53.77	1:23.40	1:51.17	
	2:23.86	2:57.36	3:24.36	3:50.64	
3)	MYLAN, CHRIS	SO	WASHINGTON	3:53.23	3:51.52
	:25.43	:53.93	1:22.84	1:52.14	
	2:24.83	2:58.15	3:25.19	3:51.52	
4)	CARVIN, CHAD	JR	ARIZONA	3:56.00	3:53.20
	:25.50	:53.68	1:22.66	1:51.52	
	2:26.27	3:01.15	3:27.85	3:53.20	
5)	DUNCAN, RYAN	SO	CALIFORNIA	3:53.91	3:54.53
	:25.65	:54.68	1:23.65	1:53.03	
	2:26.08	2:59.08	3:27.04	3:54.53	
6)	BARRETT, CASEY	SO	USC	3:56.98	3:55.62
	:24.79	:52.69	1:24.06	1:54.29	
	2:28.20	3:01.51	3:29.68	3:55.62	
7)	NORDYKE, BRENT	SO	WASHINGTON	3:56.34	3:55.88
	:24.90	:53.21	1:23.94	1:54.19	
	2:27.22	3:00.45	3:28.80	3:55.88	
	KARLSSON, DANIEL	FR	CALIFORNIA	3:56.75	DISQUAL
	:25.54	:54.54	1:25.16	1:54.55	
	2:28.21	3:02.57	3:30.25	DISQUAL	

CONSOLATION FINAL

9)	DOLNIAK, GREG	FR	USC	3:57.08	3:53.72
	:25.14	:53.83	1:23.80	1:52.69	
	2:25.68	2:59.04	3:27.05	3:53.72	
10)	RADVANY, KEVIN	SO	STANFORD	3:57.08	3:54.63
	:25.45	:53.98	1:24.17	1:53.54	
	2:28.06	3:02.77	3:29.65	3:54.63	
11)	GALIC, DOMINIK	FR	CALIFORNIA	3:57.50	3:57.00
	:25.35	:53.56	1:24.77	1:54.60	
	2:28.16	3:02.70	3:30.43	3:57.00	
12)	SIKORA, BART	FR	CALIFORNIA	:00.00 **	3:57.15
	:25.55	:55.02	1:24.32	1:52.55	
	2:27.48	3:03.26	3:31.41	3:57.15	
13)	DE HART, GREG	SO	WASHINGTON	3:57.92	3:58.51
	:26.18	:55.16	1:25.70	1:54.91	
	2:30.47	3:05.91	3:32.76	3:58.51	
14)	SMITH, BEN	SR	WASHINGTON	4:02.00	4:00.03
	:26.10	:55.54	1:26.79	1:57.13	
	2:30.87	3:04.71	3:32.43	4:00.03	

(CONTINUED ON NEXT PAGE)

EVENT: 8 MEN'S 400 YARDS INDIVIDUAL MEDLEY (CONTINUED)

15) DIVELBESS, KEN	FR WASHINGTON	4:07.89	4:08.12
:26.71 :57.08	1:28.44 1:58.79		
2:34.07 3:10.47	3:39.95 4:08.12		
16) DYKSTRA, JOE	FR WASHINGTON	4:08.01	4:10.03
:26.21 :56.57	1:27.60 1:59.09		
2:34.78 3:11.61	3:41.02 4:10.03		

BONUS FINAL

17) SMITH, TROY	SO ARIZONA	4:08.44	4:03.87
:25.66 :54.85	1:24.84 1:54.82		
2:30.33 3:06.88	3:35.25 4:03.87		
18) HANSON, GEOFF	SO ARIZONA	4:08.55	4:06.94
:26.03 :55.41	1:26.20 1:56.41		
2:34.09 3:12.21	3:40.12 4:06.94		
19) STOCEK, DARREN	JR ASU	4:12.53	4:10.34
:27.72 :58.26	1:30.91 2:02.62		
2:38.60 3:14.52	3:42.90 4:10.34		

1) WILKENS, TOM	FR STANFORD	3:48.29	11) GALIC, DOMINIK	FR CALIFORNIA	3:57.50
:24.57 :53.37	1:22.73 1:51.59		:25.00 :53.30	1:24.30 1:54.69	
2:23.04 2:55.26	3:22.51 3:48.29		2:28.34 3:02.79	3:30.64 3:57.50	
2) THOMSON, MATT	SO STANFORD	3:52.56	12) DE HART, GREG	SO WASHINGTON	3:57.92
:24.97 :53.50	1:22.75 1:51.02		:26.16 :55.81	1:26.00 1:54.98	
2:24.41 2:58.30	3:25.78 3:52.56		2:30.50 3:05.76	3:32.63 3:57.92	
3) MYLAN, CHRIS	SO WASHINGTON	3:53.23	13) SMITH, BEN	SR WASHINGTON	4:02.00
:25.68 :53.89	1:23.26 1:52.65		:26.14 :55.62	1:27.48 1:58.06	
2:25.78 2:59.25	3:26.47 3:53.23		2:32.38 3:07.05	3:34.64 4:02.00	
4) DUNCAN, RYAN	SO CALIFORNIA	3:53.91	14) DIVELBESS, KEN	FR WASHINGTON	4:07.89
:25.64 :54.56	1:24.03 1:53.27		:25.79 :55.25	1:26.74 1:57.87	
2:26.08 2:58.56	3:27.10 3:53.91		2:33.12 3:08.93	3:38.91 4:07.89	
5) CARVIN, CHAD	JR ARIZONA	3:56.00	15) DYKSTRA, JOE	FR WASHINGTON	4:08.01
:25.77 :54.45	1:23.72 1:53.03		:26.42 :56.12	1:27.40 1:58.55	
2:28.32 3:03.73	3:30.59 3:56.00		2:33.92 3:10.66	3:39.68 4:08.01	
6) NORDYKE, BRENT	SO WASHINGTON	3:56.34	16) SMITH, TROY	SO ARIZONA	4:08.44
:25.60 :54.29	1:24.88 1:55.20		:26.50 :56.62	1:26.48 1:57.00	
2:28.42 3:01.47	3:29.75 3:56.34		2:33.03 3:10.78	3:39.96 4:08.44	
7) KARLSSON, DANIEL	FR CALIFORNIA	3:56.75	17) HANSON, GEOFF	SO ARIZONA	4:08.55
:25.63 :54.80	1:25.26 1:54.62		:26.22 :55.99	1:27.92 1:58.65	
2:28.03 3:01.98	3:30.00 3:56.75		2:36.28 3:13.95	3:41.93 4:08.55	
8) BARRETT, CASEY	SO USC	3:56.98	18) CROSSEN, ADAM	*SO UNOF-USC	* 4:11.32
:24.77 :52.87	1:23.97 1:53.86		:26.41 :55.93	1:27.88 1:59.40	
2:27.04 3:00.94	3:29.96 3:56.98		2:36.27 3:13.31	3:42.67 4:11.32	
9) DOLNIAK, GREG	FR USC	3:57.08	19) STOCEK, DARREN	JR ASU	4:12.53
:26.27 :55.45	1:25.35 1:54.73		:27.54 :58.00	1:30.96 2:02.23	
2:28.31 3:02.67	3:30.88 3:57.08		2:39.32 3:16.02	3:44.99 4:12.53	
9) RADVANY, KEVIN	SO STANFORD	3:57.08			
:25.05 :53.81	1:24.14 1:53.82				
2:29.03 3:04.14	3:32.19 3:57.08				

(CONTINUED ON NEXT PAGE)

NCAA	:46.26	PABLO MORALES	STANFORD	1986
PAC-10	:46.99	SETH PEPPER	ARIZONA	1992
QUALIFYING FOR NCAA AUTOMATIC	:48.12			
QUALIFYING FOR NCAA CONSID.	:49.56			

PLACE	NAME	YEAR	TEAM	TRIALS	FINAL
-------	------	------	------	--------	-------

CHAMPIONSHIP FINAL

1)	MUHAMMAD, SABIR K.	FR	STANFORD	:47.74	:47.60
	:21.89				:47.60
2)	PICCININI, EDUARDO	SR	ASU	:47.92	:47.93
	:22.63				:47.93
3)	ADDLEMAN, BRYAN	JR	STANFORD	:48.25	:48.06
	:22.65				:48.06
4)	LAMPE, OLIVER	SO	ARIZONA	:49.01	:48.44
	:23.03				:48.44
5)	HERRMANN, MARTIN	SR	CALIFORNIA	:48.74	:48.67
	:22.88				:48.67
6)	CRAFT, BRIAN	JR	USC	:48.71	:48.91
	:22.55				:48.91
7)	TIPPINS, CLAY	SR	STANFORD	:48.73	:49.17
	:22.65				:49.17
8)	PEPPER, MARTIN	JR	ARIZONA	:49.31	:49.32
	:23.00				:49.32

CONSOLATION FINAL

9)	MERRELL, MIKE	SR	USC	:49.37	:49.06
	:23.23				:49.06
10)	BROPHY, CHRIS	SO	ARIZONA	:49.42	:49.07
	:23.02				:49.07
11)	KIME, CHAD	JR	USC	:49.90	:49.35
	:23.18				:49.35
12)	LI, ART	SR	USC	:49.83	:49.55
	:23.11				:49.55
13)	SLADE, JUSTIN	JR	ASU	:49.89	:49.98
	:23.33				:49.98
14)	FRANCIS, BRAD	SO	USC	:49.77	:50.21
	:23.29				:50.21
15)	DELGADO, ROBERT	FR	ASU	:49.93	:50.32
	:23.27				:50.32
16)	DICKE, MARKUS	SO	CALIFORNIA	:49.97	:50.62
	:23.26				:50.62

BONUS FINAL

17)	GRAVROCK, CAM	SO	WASHINGTON	:50.50	:50.33
	:23.53				:50.33
18)	WILCOX, TOBY	FR	ASU	:51.28	:50.59
	:23.64				:50.59
19)	CONLEY, SCOTT	SR	ARIZONA	:50.92	:50.60
	:23.80				:50.60
20)	JONSSON, MICAEL	SR	ASU	:51.36	:50.96
	:23.77				:50.96

(CONTINUED ON NEXT PAGE)

EVENT: 9 MEN'S 100 YARDS BUTTERFLY

(CONTINUED)

21) COLLINS, KEVIN	FR ARIZONA	:50.41	:51.09
	:23.80 :51.09		
22) DIETRICH, TIM	FR WASHINGTON	:51.06	:51.18
	:24.12 :51.18		
23) MC CANN, PAT	SD ASU	:50.73	:51.33
	:24.15 :51.33		
GIZIOTIS, GEORGE	SR CALIFORNIA	:50.75	DISQUAL
	:00.00 DISQUAL		
1) MUHAMMAD, SABIR K.	FR STANFORD	:47.74	
	:22.36 :47.74		
2) PICCININI, EDUARDO	SR ASU	:47.92	
	:22.41 :47.92		
3) ADDLEMAN, BRYAN	JR STANFORD	:48.25	
	:22.72 :48.25		
4) CRAFT, BRIAN	JR USC	:48.71	
	:22.30 :48.71		
5) TIPPINS, CLAY	SR STANFORD	:48.73	
	:22.73 ~ :48.73		
6) HERRMANN, MARTIN	SR CALIFORNIA	:48.74	
	:22.94 :48.74		
7) LAMPE, OLIVER	SD ARIZONA	:49.01	
	:22.96 :49.01		
8) PEPPER, MARTIN	JR ARIZONA	:49.31	
	:22.80 :49.31		
9) MERRILL, MIKE	SR USC	:49.37	
	:23.25 :49.37		
10) BROPHY, CHRIS	SD ARIZONA	:49.42	
	:23.03 :49.42		
11) CROME, JED	* UNDF-STANFORD *	:49.64	
	:23.21 :49.64		
12) FRANCIS, BRAD	SD USC	:49.77	
	:23.37 :49.77		
13) LI, ART	SR USC	:49.83	
	:23.23 :49.83		
14) SLADE, JUSTIN	JR ASU	:49.89	
	:23.52 :49.89		
15) KIME, CHAD	JR USC	:49.90	
	:23.64 :49.90		
16) DELGADO, ROBERT	FR ASU	:49.93	
	:23.45 :49.93		
17) DICKE, MARKUS	SD CALIFORNIA	:49.97	
	:23.00 :49.97		
18) VASCONCELLOS, CITO	*SD UNDF-USC *	:50.05	
	:23.04 :50.05		
19) JULIAN, JEFF	*SD UNDF-USC *	:50.07	
	:23.61 :50.07		
20) COLLINS, KEVIN	FR ARIZONA	:50.41	
	:23.75 :50.41		
21) BRAVROCK, CAM	SD WASHINGTON	:50.50	
	:23.23 :50.50		
22) MC CANN, PAT	SD ASU	:50.73	
	:23.81 :50.73		
23) GIZIOTIS, GEORGE	SR CALIFORNIA	:50.75	
	:23.57 :50.75		
24) CONLEY, SCOTT	SR ARIZONA	:50.92	
	:23.97 :50.92		
25) DIETRICH, TIM	FR WASHINGTON	:51.06	
	:23.84 :51.06		
26) WILCOX, TOBY	FR ASU	:51.28	
	:23.94 :51.28		
27) BARRETT, CASEY	*SD UNDF-USC *	:51.34	
	:24.56 :51.34		
28) JONSSON, MICAEL	SR ASU	:51.36	
	:24.54 :51.36		
29) MITSUOKA, DAIZO	SD USC	:51.69	
	:24.55 :51.69		
30) FLIGHTNER, BARRY	JR WASHINGTON	:51.71	
	:23.94 :51.71		
31) TOWNE, JEFF	SR WASHINGTON	:51.92	
	:24.33 :51.92		
32) OROZCO, JASON	*SD UNDF-ARIZONA *	:52.71	
	:24.01 :52.71		
33) ROTH, JUSTIN	FR ARIZONA	:54.41	
	:24.35 :54.41		
34) HODDER, JASON	*JR UNDF-ARIZONA *	:55.00	
	:25.41 :55.00		

(CONTINUED ON NEXT PAGE)

NCAA	1:33.03	MATT BIONDI	CALIFORNIA	1987
PAC-10	1:35.05	JOE HUDEPOHL	STANFORD	1993
QUALIFYING FOR NCAA AUTOMATIC		1:36.39		
QUALIFYING FOR NCAA CONSID.		1:39.28		

PLACE	NAME	YEAR	TEAM	TRIALS	FINAL
-------	------	------	------	--------	-------

CHAMPIONSHIP FINAL

1)	HUDEPOHL, JOE	JR	STANFORD	1:35.76	1:35.31
	:22.58	:46.95	1:11.29	1:35.31	
2)	KANNER, DAN	SR	STANFORD	1:36.36	1:36.84
	:22.99	:47.63	1:12.23	1:36.84	
3)	SMITH, ROBERT	JR	ASU	1:37.75	1:37.48
	:23.01	:47.99	1:12.99	1:37.48	
4)	JONES, SCOTT	SO	STANFORD	1:37.74	1:37.71
	:22.78	:47.42	1:12.23	1:37.71	
5)	GRODZKI, ADAM	SO	ARIZONA	1:38.05	1:37.75
	:23.05	:47.83	1:12.97	1:37.75	
6)	CLAYPOOL, SCOTT	FR	STANFORD	1:38.65	1:38.01
	:22.68	:47.41	1:12.46	1:38.01	
7)	GAGNER, SCOTT	JR	STANFORD	1:38.46	1:38.33
	:23.10	:48.00	1:13.33	1:38.33	
8)	DIEHL, ERIC	JR	STANFORD	1:38.59	1:38.87
	:22.86	:48.01	1:13.62	1:38.87	

CONSOLATION FINAL

9)	BERA, RICHARD	SR	ASU	1:38.96	1:38.42
	:23.63	:49.07	1:13.85	1:38.42	
10)	TANER, USUR	JR	CALIFORNIA	1:41.72	1:38.56
	:23.07	:47.81	1:12.84	1:38.56	
11)	MELLEY, MIKE	SO	ASU	1:39.25	1:39.19
	:23.94	:48.89	1:14.04	1:39.19	
12)	VARGAS, NELSON	JR	ASU	1:39.79	1:40.05
	:23.90	:49.63	1:14.93	1:40.05	
13)	STEEL, JOHN	SR	USC	1:40.92	1:40.40
	:23.55	:49.16	1:14.93	1:40.40	
14)	DELGADO, FELIPE	SO	ASU	1:40.01	1:40.52
	:24.36	:50.39	1:15.62	1:40.52	
15)	JULIAN, JEFF	SO	USC	1:41.06	1:40.70
	:24.01	:49.67	1:15.32	1:40.70	
16)	JOHNSON, KENT	SO	USC	1:39.23	1:41.13
	:24.09	:49.61	1:14.92	1:41.13	

BONUS FINAL

17)	HARMON, CASEY	SO	STANFORD	1:41.89	1:40.68
	:23.89	:49.69	1:15.42	1:40.68	
18)	ILIKA, JOSH	FR	USC	1:41.99	1:41.03
	:24.07	:50.04	1:15.77	1:41.03	
19)	OLSON, CHRIS	FR	STANFORD	1:42.44	1:41.28
	:23.46	:48.98	1:14.95	1:41.28	
20)	MATUSZAK, ERIC	FR	CALIFORNIA	1:42.20	1:41.60
	:23.98	:50.10	1:16.18	1:41.60	

(CONTINUED ON NEXT PAGE)

EVENT: 10 MEN'S 200 YARDS FREESTYLE

(CONTINUED)

21) BROCKMAN, CRAIG	SD ARIZONA	1:43.44	1:42.72
:24.17	:49.98 1:16.32	1:42.72	
22) MECA, DAVE	SD USC	1:44.53	1:43.14
:24.62	:51.05 1:17.47	1:43.14	
23) SZYMANOWSKI, DAMON	FR CALIFORNIA	1:43.79	1:43.46
:23.98	:50.66 1:17.09	1:43.46	
CLARK, MIKE	SR ARIZONA	1:44.28	DISQUAL
:00.00	:00.00 :00.00	DISQUAL	
1) HUDEPOHL, JOE	JR STANFORD	1:35.76	
:22.56	:46.70 1:11.19	1:35.76	
2) KANNER, DAN	SR STANFORD	1:36.36	
:22.90	:47.19 1:11.69	1:36.36	
3) JONES, SCOTT	SO STANFORD	1:37.74	
:23.29	:47.67 1:12.32	1:37.74	
4) SMITH, ROBERT	JR ASU	1:37.75	
:23.26	:48.10 1:12.80	1:37.75	
5) BRODZKI, ADAM	SO ARIZONA	1:38.05	
:23.21	:48.06 1:13.06	1:38.05	
6) GAGNER, SCOTT	JR STANFORD	1:38.46	
:23.40	:48.41 1:13.50	1:38.46	
7) DIEHL, ERIC	JR STANFORD	1:38.59	
:22.91	:47.24 1:12.35	1:38.59	
8) CLAYPOOL, SCOTT	FR STANFORD	1:38.65	
:23.49	:48.56 1:13.34	1:38.65	
9) BERA, RICHARD	SR ASU	1:38.96	
:23.89	:49.01 1:13.86	1:38.96	
10) JOHNSON, KENT	SO USC	1:39.23	
:23.77	:48.90 1:14.05	1:39.23	
11) MELLEY, MIKE	SO ASU	1:39.25	
:23.88	:48.63 1:13.95	1:39.25	
12) VARGAS, NELSON	JR ASU	1:39.79	
:23.53	:48.72 1:14.09	1:39.79	
13) DELGADO, FELIPE	SO ASU	1:40.01	
:23.37	:49.05 1:14.63	1:40.01	
14) CARVIN, CHAD	*JR UNOF-ARIZONA *	1:40.42	
:23.80	:49.36 1:15.36	1:40.42	
15) STEEL, JOHN	SR USC	1:40.92	
:23.81	:49.32 1:15.16	1:40.92	
16) ROBERTS, TODD	*JR UNOF-USC *	1:40.98	
:23.60	:48.79 1:14.95	1:40.98	
17) JULIAN, JEFF	SO USC	1:41.06	
:24.07	:49.67 1:15.34	1:41.06	
18) ERIKSSON, CARL	* UNOF-STANFORD *	1:41.07	
:24.02	:49.68 1:15.40	1:41.07	
19) TANER, USUR	JR CALIFORNIA	1:41.72	
:23.62	:49.25 1:14.90	1:41.72	
20) HARMON, CASEY	SO STANFORD	1:41.89	
:23.66	:49.23 1:15.19	1:41.89	
21) ILIKA, JOSH	FR USC	1:41.99	
:24.21	:49.78 1:15.93	1:41.99	
22) MATUSZAK, ERIC	FR CALIFORNIA	1:42.20	
:23.85	:49.68 1:16.02	1:42.20	
23) OLSON, CHRIS	FR STANFORD	1:42.44	
:22.88	:48.51 1:15.00	1:42.44	
24) BROCKMAN, CRAIG	SO ARIZONA	1:43.44	
:24.04	:50.00 1:16.68	1:43.44	
25) HANSON, GEOFF	*SO UNOF-ARIZONA *	1:43.50	
:24.53	:50.53 1:17.01	1:43.50	
26) SZYMANOWSKI, DAMON	FR CALIFORNIA	1:43.79	
:24.70	:51.21 1:17.72	1:43.79	
27) CLARK, MIKE	SR ARIZONA	1:44.28	
:24.63	:51.16 1:16.95	1:44.28	
28) MUTER, MALCOM	*FR UNOF-ARIZONA *	1:44.49	
:24.84	:51.22 1:18.31	1:44.49	
29) MECA, DAVE	SO USC	1:44.53	
:24.93	:51.58 1:18.27	1:44.53	
30) WICK, ABE	SO ARIZONA	1:45.71	
:23.70	:50.18 1:17.32	1:45.71	
31) LISCHKE, JON	* UNOF-STANFORD *	1:46.36	
:25.02	:52.05 1:19.50	1:46.36	
32) WALKER, COLLIN	*FR UNOF-ASU *	1:46.61	
:25.24	:51.58 1:18.93	1:46.61	
33) GODFREY, MARSHALL	SO ASU	1:50.49	
:24.67	:52.20 1:21.17	1:50.49	
34) IVES, JASON	*FR UNOF-ASU *	1:52.07	
:24.71	:51.81 1:20.79	1:52.07	
35) LI, ART	*SR UNOF-USC *	1:53.42	
:25.68	:54.39 1:24.48	1:53.42	

(CONTINUED ON NEXT PAGE)

EVENT : 11 MEN'S 100 YARDS BREASTSTROKE

MARCH 3, 1995

NCAA :52.48 STEVE LUNDQUIST SMU 1983
 PAC-10 :53.89 JOHN MOFFETT STANFORD 1985
 QUALIFYING FOR NCAA AUTOMATIC :55.07
 QUALIFYING FOR NCAA CONSID. :56.72

PLACE	NAME	YEAR	TEAM	TRIALS	FINAL
CHAMPIONSHIP FINAL					
1)	GROTE, KURT	SR	STANFORD	:54.25	:54.12
	:25.60				:54.12
2)	CLAYTOR, CHRISTIAN	FR	CALIFORNIA	:56.45	:56.01
	:26.44				:56.01
3)	KIDD, MIKE	JR	ASU	:56.24	:56.07
	:26.30				:56.07
4)	SHAPLEY, AARON	SO	CALIFORNIA	:55.99	:56.10
	:26.81				:56.10
5)	ADDLEMAN, BRYAN	JR	STANFORD	:56.43	:56.19
	:26.49				:56.19
6)	FAIRON, MARC	SR	USC	:56.61	:56.78
	:26.77				:56.78
7)	SHIGENO, DUSTIN	SO	WASHINGTON	:57.45	:57.15
	:26.97				:57.15
8)	LEER, CHRIS	JR	WASHINGTON	:57.08	:57.69
	:26.97				:57.69
CONSOLATION FINAL					
9)	ABERNETHY, ROBERT	JR	ARIZONA	:57.50	:56.58
	:26.44				:56.58
10)	MOTT, STEPHEN	SO	WASHINGTON	:57.49	:57.43
	:27.21				:57.43
11)	MC KEAN, RYAN	SR	ARIZONA	:58.16	:57.56
	:27.07				:57.56
12)	SHIFREN, NOLAN	SO	ASU	:57.46	:57.96
	:27.35				:57.96
13)	TRUSSLER, ANDY	SR	USC	:58.11	:58.04
	:27.78				:58.04
14)	KRUSE, KYLE	JR	WASHINGTON	:58.30	:58.28
	:27.54				:58.28
15)	HODDER, JASON	JR	ARIZONA	:58.98	:58.52
	:27.96				:58.52
16)	VONHARTITZSCH, STEF	SR	ASU	:58.75	:58.55
	:27.43				:58.55
BONUS FINAL					
17)	BELTRAN, JUAN	FR	ASU	:59.57	:59.48
	:28.22				:59.48
18)	CLOSE, JASON	SO	WASHINGTON	1:01.20	1:02.03
	:28.93				1:02.03

(CONTINUED ON NEXT PAGE)

EVENT: 11 MEN'S 100 YARDS BREASTSTROKE

(CONTINUED)

1) GROTE, KURT	SR	STANFORD	:54.25	12) ABERNETHY, ROBERT	JR	ARIZONA	:57.50
:25.09			:54.25	:27.00			:57.50
2) SHAPLEY, AARON	SO	CALIFORNIA	:55.99	13) TRUSSLER, ANDY	SR	USC	:58.11
:26.83			:55.99	:27.84			:58.11
3) KIDD, MIKE	JR	ASU	:56.24	14) MC KEAN, RYAN	SR	ARIZONA	:58.16
:26.41			:56.24	:27.35			:58.16
4) ADDLEMAN, BRYAN	JR	STANFORD	:56.43	15) KRUSE, KYLE	JR	WASHINGTON	:58.30
:26.62			:56.43	:27.34			:58.30
5) CLAYTOR, CHRISTIAN	FR	CALIFORNIA	:56.45	16) VONHARTITZSCH, STEF	SR	ASU	:58.75
:26.81			:56.45	:27.47			:58.75
6) SALLES-CUNHA, ANDRE*	FR	UNDF-STANFORD *	:56.46	17) HODDER, JASON	JR	ARIZONA	:58.98
:26.80			:56.46	:28.09			:58.98
7) FAIRON, MARC	SR	USC	:56.61	18) BELTRAN, JUAN	FR	ASU	:59.57
:27.19			:56.61	:28.39			:59.57
8) LEER, CHRIS	JR	WASHINGTON	:57.08	19) OROZCO, JASON	*SO	UNDF-ARIZONA *	1:00.38
:27.19			:57.08	:28.72			1:00.38
9) SHIGENO, DUSTIN	SO	WASHINGTON	:57.45	20) CLOSE, JASON	SO	WASHINGTON	1:01.20
:27.26			:57.45	:29.04			1:01.20
10) SHIFREN, NOLAN	SO	ASU	:57.46	KARAPETIAN, RAFFI	SO	USC	DISQUAL
:27.37			:57.46	:00.00			DISQUAL
11) MOTT, STEPHEN	SO	WASHINGTON	:57.49				
:27.37			:57.49				

EVENT : 12 MEN'S 100 YARDS BACKSTROKE

MARCH 3, 1995

NCAA	:46.07	BRIAN RETTERER	STANFORD	1994
PAC-10	:46.50	BRIAN RETTERER	STANFORD	1992
QUALIFYING FOR NCAA AUTOMATIC	:47.97			
QUALIFYING FOR NCAA CONSID.	:49.40			

PLACE	NAME	YEAR	TEAM	TRIALS	FINAL
CHAMPIONSHIP FINAL					
1)	RETTERER, BRIAN	SR	STANFORD	:48.05	:46.82
	:22.77			:46.82	
2)	MUHAMMAD, SABIR K.	FR	STANFORD	:48.81	:48.86
	:23.56			:48.86	
3)	MARTIN, MATT	SO	STANFORD	:50.24	:49.17
	:24.11			:49.17	
4)	STELLE, JASON	SR	USC	:50.53	:49.44
	:24.19			:49.44	
5)	DRAGSTEN, JEFF	SO	STANFORD	:50.03	:49.76
	:24.16			:49.76	
6)	WELLS, JIM	JR	USC	:50.56	:50.94
	:24.94			:50.94	
7)	PICCININI, EDUARDO	SR	ASU	:50.32	:51.09
	:24.97			:51.09	
8)	TRINIDAD, PHIL	SO	STANFORD	:50.78	:51.12
	:24.65			:51.12	

(CONTINUED ON NEXT PAGE)

CONSOLATION FINAL

9) WANIE, LEE	SR CALIFORNIA	:50.98	:50.49
		:24.72	:50.49
10) NADECKI, CEZARY	SR ARIZONA	:50.98	:50.81
		:24.80	:50.81
11) KRISTJANSSON, LOGI	ASU	:50.91	:50.88
		:24.90	:50.88
12) WOOLARD, WHITNEY	SO CALIFORNIA	:51.25	:51.18
		:24.83	:51.18
13) CLARK, CHRIS	JR WASHINGTON	:51.40	:51.45
		:25.47	:51.45
14) NADAL, MARK	SR WASHINGTON	:51.96	:52.14
		:25.31	:52.14
15) MITSUOKA, DAIZO	SO USC	:52.08	:52.86
		:25.71	:52.86
16) COLLINS, KEVIN	FR ARIZONA	:51.09	:53.37
		:25.72	:53.37

BONUS FINAL

17) BROPHY, CHRIS	SO ARIZONA	:52.29	:51.11
		:24.76	:51.11
18) OWENS, JOSH	JR WASHINGTON	:52.62	:52.23
		:25.21	:52.23
19) GRAY, TREVER	FR ARIZONA	:52.35	:52.51
		:25.77	:52.51
20) PEPPER, MARTIN	JR ARIZONA	:52.95	:53.11
		:25.68	:53.11
21) DIVELBESS, KEN	FR WASHINGTON	:53.04	:53.13
		:25.57	:53.13
22) MATTHEWS, BRIAN	JR ARIZONA	:56.97	:56.68
		:27.50	:56.68

1) RETTERER, BRIAN	SR STANFORD	:48.05		10) NADECKI, CEZARY	SR ARIZONA	:50.98	
		:24.00	:48.05			:24.72	:50.98
2) MUHAMMAD, SABIR K.	FR STANFORD	:48.81		12) COLLINS, KEVIN	FR ARIZONA	:51.09	
		:23.65	:48.81			:24.66	:51.09
3) DRAGSTEN, JEFF	SO STANFORD	:50.83		13) WOOLARD, WHITNEY	SO CALIFORNIA	:51.25	
		:24.12	:50.83			:24.82	:51.25
4) MARTIN, MATT	SO STANFORD	:50.24		14) CLARK, CHRIS	JR WASHINGTON	:51.40	
		:24.82	:50.24			:25.30	:51.40
5) PICCININI, EDUARDO	SR ASU	:50.32		15) PULLEN, ALEX	*FR UNOF-ARIZONA *	:51.58	
		:24.57	:50.32			:24.85	:51.58
6) STELLE, JASON	SR USC	:50.53		16) NADAL, MARK	SR WASHINGTON	:51.96	
		:24.61	:50.53			:25.44	:51.96
7) WELLS, JIM	JR USC	:50.56		17) MITSUOKA, DAIZO	SO USC	:52.08	
		:24.76	:50.56			:25.31	:52.08
8) TRINIDAD, PHIL	SO STANFORD	:50.78		18) BROPHY, CHRIS	SO ARIZONA	:52.29	
		:24.30	:50.78			:25.21	:52.29
9) KRISTJANSSON, LOGI	ASU	:50.91		19) GRAY, TREVER	FR ARIZONA	:52.35	
		:25.29	:50.91			:25.44	:52.35
10) WANIE, LEE	SR CALIFORNIA	:50.98		20) OWENS, JOSH	JR WASHINGTON	:52.62	
		:24.80	:50.98			:25.27	:52.62

(CONTINUED ON NEXT PAGE)

EVENT: 12 MEN'S 100 YARDS BACKSTROKE

(CONTINUED)

21) PEPPER, MARTIN	JR ARIZONA	:52.95	24) DELLEDONNE, MARIANO*	UNDF-ASU	*	:54.27
		:25.87 :52.95				:26.67 :54.27
22) SMITH, TROY	*SO UNDF-ARIZONA *	:53.02	25) MATTHEWS, BRIAN	JR ARIZONA		:56.97
		:26.13 :53.02				:27.51 :56.97
23) DIVELBESS, KEN	FR WASHINGTON	:53.04				
		:25.62 :53.04				

EVENT : 14 MEN'S 800 YARDS FREESTYLE RELAY

MARCH 3, 1995

NCAA	6:21.29	FLORIDA	FLORIDA	1984
PAC-10	6:26.68	CALIFORNIA	CALIFORNIA	1983
QUALIFYING FOR NCAA AUTOMATIC	6:28.47			
QUALIFYING FOR NCAA CONSID.	6:40.12			

FINAL RESULTS TIMED FINALS

RANK	NAME	YEAR	TEAM	TIME												
1)	STANFORD "A"			6:28.14	4)	CALIFORNIA "A"			6:36.34							
1)	KANNER, DYAN	SR		:22.64	3)	GAGNER, SCOTT	JR	3:37.19	1)	GIZIOTIS, GEORGESR		:23.33	3)	SIKORA, BART	FR	3:40.31
				:46.72				4:02.12				:48.26				4:05.89
				1:11.58				4:27.50				1:14.08				4:32.45
				1:36.74				4:52.18				1:39.92				4:58.92
2)	DIEHL, ERIC	JR		1:59.13	4)	HUDEPOHL, JOE	JR	5:14.23	2)	HERRMANN, MARTINSR		2:02.12	4)	TANER, UGUR	JR	5:20.99
				2:24.11				5:38.97				2:27.04				5:45.43
				2:49.85				6:04.08				2:52.27				6:10.53
				3:14.88				6:28.14				3:17.42				6:36.34
2)	ASU "A"			6:32.58	5)	USC "A"			6:42.58							
1)	SMITH, ROBERT	JR		:22.95	3)	MELLEY, MIKE	SO	3:38.41	1)	DOLNIAK, GREG	FR	:23.56	3)	JULIAN, JEFF	SO	3:42.21
				:47.84				4:03.40				:48.40				4:07.66
				1:13.13				4:28.64				1:13.80				4:33.90
				1:37.72				4:53.47				1:39.31				4:59.84
2)	BERA, RICHARD	SR		2:00.08	4)	VARGAS, NELSON	JR	5:16.10	2)	STEEL, JOHN	SR	2:02.20	4)	JOHNSON, KENT	SO	5:22.53
				2:24.99				5:40.92				2:27.60				5:48.38
				2:50.34				6:06.40				2:53.64				6:15.34
				3:15.16				6:32.58				3:19.27				6:42.58
3)	ARIZONA "A"			6:36.23	6)	WASHINGTON "A"			6:45.76							
1)	LAMPE, OLIVER	SO		:23.17	3)	BROCKMAN, CRAIG	SO	3:38.61	1)	DE HART, GREG	SO	:23.12	3)	MYLAN, CHRIS	SO	3:45.54
				:47.81				4:04.03				:48.51				4:11.35
				1:12.04				4:30.40				1:14.42				4:37.90
				1:37.09				4:57.07				1:40.27				5:04.22
2)	GRODZKI, ADAM	SO		1:59.97	4)	CARVIN, CHAD	JR	5:20.06	2)	NORDYKE, BRENT	SO	2:03.12	4)	SMITH, BEN	SR	5:26.67
				2:25.01				5:45.43				2:28.94				5:51.98
				2:50.39				6:11.24				2:55.33				6:18.64
				3:15.47				6:36.23				3:22.34				6:45.76

(CONTINUED ON NEXT PAGE)

EVENT: 14 MEN'S 800 YARDS FREESTYLE RELAY (CONTINUED)

ARIZONA "B" UNDF *		6:55.76 EX		ASU "B" UNDF *		7:08.13 EX	
1) NADECKI, CEZARY SR	:23.78	3) MUTER, MALCOM FR	3:51.41	1) DELGADO, ROBERT FR	:23.58	3) WALKER, COLLIN FR	3:56.04
	:49.56		4:17.30		:49.93		4:23.01
	1:15.48		4:45.40		1:17.04		4:50.10
	1:41.46		5:13.28		1:44.38		5:17.34
2) WICK, ABE SD	2:04.57	4) HANSON, GEOFF SD	5:37.23	2) VONHARTITZSCH, SSR	2:08.43	4) IVES, JASON FR	5:42.36
	2:31.25		6:03.11		2:36.18		6:11.37
	2:59.23		6:29.52		3:04.14		6:29.79
	3:27.89		6:55.76		3:31.10		7:08.13

MEN'S 1995 PACIFIC-10 SWIMMING AND DIVING CHAMPIONSHIPS
 HOSTED BY: UNIVERSITY OF SOUTHERN CALIFORNIA
 HELD AT: BELMONT PLAZA POOL-LONG BEACH, CA. MARCH 2-4, 1995

EVENT : 15 MEN'S 1650 YARDS FREESTYLE ***** MARCH 4, 1995 *****

NCAA 14:34.91 CHAD CARVIN ARIZONA 1994
 PAC-10 14:50.50 DAVE SIMS STANFORD 1984

QUALIFYING FOR NCAA AUTOMATIC 15:11.78
 QUALIFYING FOR NCAA CONSID. 15:39.13

FINAL RESULTS TIMED FINALS

RANK	NAME	YEAR	TEAM	TIME
1)	CARVIN, CHAD	JR	ARIZONA	14:54.01
	:25.13 :52.50	1:19.87	1:47.07	2:14.26 2:41.50
	3:00.89 3:36.26	4:03.81	4:31.15	4:58.44 5:25.70
	5:53.00 6:20.30	6:47.25	7:14.21	7:41.11 8:08.14
	8:35.21 9:02.27	9:29.35	9:56.49	10:23.60 10:50.75
	11:17.80 11:44.91	12:12.04	12:39.22	13:06.51 13:33.69
	14:00.98 14:28.18	14:54.01		
2)	RADVANY, KEVIN	SO	STANFORD	15:04.37
	:25.07 :52.05	1:19.21	1:46.21	2:13.48 2:40.90
	3:08.32 3:35.90	4:03.44	4:30.83	4:58.14 5:25.61
	5:53.08 6:20.77	6:48.20	7:15.61	7:43.11 8:10.70
	8:38.32 9:05.83	9:33.28	10:00.87	10:28.43 10:56.16
	11:23.76 11:51.42	12:19.01	12:46.59	13:14.39 13:42.16
	14:09.92 14:37.80	15:04.37		
3)	DOLNIAK, GREG	FR	USC	15:17.13
	:25.30 :52.70	1:20.54	1:48.17	2:15.96 2:43.87
	3:11.47 3:39.43	4:07.56	4:35.63	5:03.53 5:30.99
	5:58.75 6:26.48	6:54.40	7:21.98	7:49.69 8:17.66
	8:45.61 9:13.29	9:41.29	10:09.57	10:37.17 11:04.96
	11:32.98 12:01.08	12:29.01	12:57.38	13:25.33 13:53.70
	14:22.23 14:50.13	15:17.13		
4)	MELLEY, MIKE	SO	ASU	15:17.66
	:00.00 :00.00	1:19.98	1:47.53	2:15.22 2:43.09
	3:10.93 3:38.88	4:06.70	4:35.05	5:03.83 5:31.66
	6:00.83 :00.00	6:56.26	7:24.45	7:52.43 8:20.33
	8:48.34 9:16.31	9:44.40	10:12.51	10:40.58 11:08.60
	11:36.83 12:04.72	12:32.94	13:01.16	13:28.88 13:56.87
	14:24.69 14:52.05	15:17.66		
5)	MECA, DAVE	SO	USC	15:17.68
	:25.40 :52.79	1:20.57	1:48.38	2:16.23 2:44.13
	3:12.25 3:40.26	4:08.14	4:36.24	5:04.30 5:32.05
	5:59.88 6:28.01	6:56.14	7:24.42	7:52.51 8:20.47
	8:48.27 9:16.28	9:44.33	10:12.31	10:40.27 11:08.42
	11:36.22 12:04.32	12:32.40	13:00.68	13:28.81 13:56.81
	14:24.69 14:52.09	15:17.68		
6)	DE HART, GREG	SO	WASHINGTON	15:20.94
	:25.84 :53.67	1:21.76	1:49.65	2:17.75 2:46.05
	3:14.19 3:42.51	4:10.65	4:38.93	5:07.06 5:35.08
	6:03.15 6:31.25	6:59.35	7:27.56	7:55.74 8:23.67
	8:51.81 9:19.80	9:47.56	10:15.34	10:43.00 11:10.79
	11:38.65 12:06.48	12:34.36	13:02.20	13:30.10 13:58.17
	14:26.39 14:54.39	15:20.94		
7)	MYLAN, CHRIS	SO	WASHINGTON	15:25.72
	:25.12 :52.38	1:20.00	1:47.97	2:15.95 2:44.08
	3:12.15 3:39.99	4:08.18	4:36.22	5:04.37 5:32.33
	6:00.42 6:28.55	6:56.61	7:24.82	7:53.12 8:21.29
	8:49.73 9:18.21	9:46.65	10:15.07	10:43.66 11:12.25
	11:40.64 12:09.05	12:37.62	13:06.23	13:34.65 14:02.96
	14:30.99 14:58.98	15:25.72		
8)	TSIANDOS, GEORGE	FR	CALIFORNIA	15:29.35
	:26.12 :53.92	1:22.33	1:50.60	2:18.81 2:47.11
	3:15.28 3:43.56	4:11.55	4:39.75	5:07.46 5:35.46
	6:03.63 6:31.73	6:59.91	7:28.15	7:56.40 8:24.68
	8:52.75 9:20.98	9:49.04	10:17.28	10:45.47 11:13.97
	11:42.57 12:11.05	12:39.37	13:08.02	13:36.53 14:05.13
	14:33.68 15:02.10	15:29.35		
9)	ILIKA, JOSH	FR	USC	15:30.11
	:26.05 :54.03	1:22.37	1:50.71	2:18.96 2:47.36
	3:15.80 3:44.25	4:12.51	4:40.90	5:09.39 5:37.85
	6:06.25 6:34.64	7:03.01	7:31.32	7:59.63 8:27.82
	8:56.15 9:24.47	9:52.77	10:21.07	10:49.50 11:17.71
	11:46.05 12:14.44	12:42.82	13:11.18	13:39.37 14:07.59
	14:35.95 15:03.87	15:30.11		
10)	GRODZKI, ADAM	SO	ARIZONA	15:30.46
	:25.34 :52.96	1:20.94	1:48.53	2:15.99 2:43.68
	3:11.67 3:39.57	4:07.53	4:35.72	5:03.79 5:31.55
	5:59.44 6:27.74	6:56.05	7:24.40	7:52.98 8:21.34
	8:50.10 9:18.80	9:47.18	10:15.78	10:44.35 11:12.90
	11:41.69 12:10.42	12:39.14	13:07.76	13:36.46 14:05.05
	14:33.85 15:02.70	15:30.46		
11)	JOHNSON, KENT	SO	USC	15:30.59
	:26.38 :54.60	1:22.65	1:51.05	2:19.50 2:47.79
	3:16.22 3:44.84	4:13.34	4:41.59	5:09.98 5:38.51
	6:07.07 6:35.75	7:04.38	7:33.16	8:01.93 8:30.58
	8:59.18 9:27.68	9:56.06	10:24.40	10:52.89 11:21.17
	11:49.30 12:17.53	12:45.72	13:13.69	13:41.61 14:09.27
	14:37.11 15:04.50	15:30.59		
12)	KANNER, DAN	SR	STANFORD	15:43.59
	:25.27 :52.90	1:20.94	1:49.26	2:17.58 2:46.00
	3:14.63 3:43.40	4:12.49	4:41.32	5:09.97 5:38.58
	6:07.60 6:36.50	7:05.24	7:34.06	8:03.07 8:32.04
	9:01.20 9:30.06	9:59.23	10:28.14	10:57.10 11:26.32
	11:55.26 12:24.35	12:53.18	13:22.28	13:51.33 14:20.14
	14:48.35 15:16.48	15:43.59		

(CONTINUED ON NEXT PAGE)

13) HANSON, GEOFF SD ARIZONA 15:53.37
 :26.23 :54.36 1:22.60 1:51.31 2:19.97 2:48.67
 3:17.32 3:46.13 4:15.06 4:43.92 5:12.61 5:41.47
 6:10.04 6:38.66 7:07.49 7:36.48 8:05.22 8:34.04
 9:02.79 9:31.77 10:00.77 10:29.67 10:58.77 11:27.94
 11:57.33 12:26.67 12:56.14 13:25.55 13:54.93 14:24.72
 14:54.49 15:24.35 15:53.37

14) DYKSTRA, JOE FR WASHINGTON 16:08.69
 :26.70 :55.39 1:24.69 1:53.63 2:22.55 2:51.37
 3:20.48 3:49.79 4:18.97 4:48.03 5:17.31 5:46.67
 6:16.18 6:45.69 7:15.18 7:44.74 8:14.51 8:44.08
 9:13.99 9:43.55 10:13.11 10:42.73 11:12.42 11:42.28
 12:12.20 12:42.08 13:11.88 13:41.74 14:11.69 14:41.71
 15:11.25 15:40.46 16:08.69

15) STOCEK, DARREN JR ASU 16:12.62
 :27.52 :55.92 1:24.82 1:54.16 2:23.58 2:53.15
 3:22.71 3:52.24 4:21.85 4:51.40 5:20.95 5:50.40
 6:20.02 6:49.73 7:19.52 7:49.34 8:19.23 8:48.95
 9:18.73 9:48.47 10:18.24 10:48.01 11:17.90 11:47.62
 12:17.42 12:47.38 13:17.08 13:46.91 14:16.75 14:46.24
 15:15.53 15:45.02 16:12.62

LISCHKE, JON * UNOF-STANFORD * 15:47.21 EX
 :26.59 :54.45 1:22.44 1:50.45 2:18.33 2:46.38
 3:14.56 3:42.54 4:10.65 4:38.86 5:07.31 5:35.73
 6:04.17 6:32.80 7:01.42 7:30.23 7:59.29 8:28.62
 8:57.91 9:26.98 9:56.30 10:25.41 10:54.72 11:24.09
 11:53.34 12:22.72 12:52.07 13:21.48 13:51.00 14:20.36
 14:49.47 15:18.80 15:47.21

EVENT: 16 MEN'S 200 YARDS BACKSTROKE

(CONTINUED)

1) RETTERER, BRIAN	SR STANFORD	1:43.07	11) KRISTJANSSON, LOGI	ASU	1:50.75
:24.20 :50.19	1:16.63	1:43.07	:26.62 :54.60	1:22.97	1:50.75
2) SIKORA, BART	FR CALIFORNIA	1:45.97	13) MADECKI, CEZARY	SR ARIZONA	1:50.88
:25.65 :52.50	1:19.43	1:45.97	:26.47 :54.68	1:22.59	1:50.88
3) MARTIN, MATT	SO STANFORD	1:46.07	14) WOOLARD, WHITNEY	SO CALIFORNIA	1:51.20
:24.99 :51.69	1:18.76	1:46.07	:25.73 :53.13	1:21.94	1:51.20
4) THOMSON, MATT	SO STANFORD	1:46.93	15) COLLINS, KEVIN	FR ARIZONA	1:52.11
:26.16 :53.33	1:20.24	1:46.93	:27.00 :54.70	1:23.13	1:52.11
5) STELLE, JASON	SR USC	1:48.57	16) PULLEN, ALEX	*FR UNDF-ARIZONA	* 1:52.36
:26.06 :53.45	1:21.27	1:48.57	:27.02 :55.01	1:23.40	1:52.36
6) DRAGSTEN, JEFF	SO STANFORD	1:48.73	17) NADAL, MARK	SR WASHINGTON	1:52.79
:25.97 :53.62	1:21.33	1:48.73	:26.34 :54.86	1:23.68	1:52.79
7) CLARK, CHRIS	JR WASHINGTON	1:49.30	18) DIVELBESS, KEN	FR WASHINGTON	1:53.39
:26.32 :44.09	1:21.78	1:49.30	:26.27 :54.86	1:24.09	1:53.39
8) GRAY, TREVER	FR ARIZONA	1:49.67	19) BROPHY, CHRIS	*SO UNDF-ARIZONA	* 1:53.42
:26.29 :54.23	1:21.99	1:49.67	:26.31 :55.02	1:23.94	1:53.42
9) SMITH, TROY	SO ARIZONA	1:50.55	20) KARLSSON, DANIEL	FR CALIFORNIA	1:54.02
:26.24 :53.97	1:21.96	1:50.55	:27.04 :55.59	1:24.74	1:54.02
10) WELLS, JIM	JR USC	1:50.57	21) CROSSEN, ADAM	*SO UNDF-USC	* 1:57.13
:26.21 :54.22	1:21.70	1:50.57	:27.24 :56.43	1:26.74	1:57.13
11) FRANCIS, BRAD	SO USC	1:50.75	22) DELLEDONNE, MARIANO*	UNDF-ASU	* 1:59.50
:27.04 :54.82	1:22.72	1:50.75	:28.45 :58.36	1:29.32	1:59.50

MEN'S 1995 PACIFIC-10 SWIMMING AND DIVING CHAMPIONSHIPS
 HOSTED BY: UNIVERSITY OF SOUTHERN CALIFORNIA
 HELD AT: BELMONT PLAZA POOL-LONG BEACH, CA. MARCH 2-4, 1995

EVENT : 17 MEN'S 100 YARDS FREESTYLE ***** MARCH 4, 1995 *****

NCAA :41.80 MATT BIONDI CALIFORNIA 1987
 PAC-10 :43.28 MICHAEL PICOTTE UCLA 1993
 QUALIFYING FOR NCAA AUTOMATIC :43.91
 QUALIFYING FOR NCAA CONSID. :45.22

PLACE	NAME	YEAR	TEAM	TRIALS	FINAL
-------	------	------	------	--------	-------

CHAMPIONSHIP FINAL

1)	HUDEPohl, JOE	JR	STANFORD	:43.64	:43.37
	:21.12				:43.37
2)	CLAYPOOL, SCOTT	FR	STANFORD	:43.71	:43.95
	:20.80				:43.95
3)	BERA, RICHARD	SR	ASU	:43.89	:44.00
	:21.59				:44.00
4)	OLSON, CHRIS	FR	STANFORD	:44.80	:44.69
	:21.36				:44.69
5)	KIME, CHAD	JR	USC	:44.92	:45.00
	:21.71				:45.00
6)	JONES, SCOTT	SO	STANFORD	:45.10	:45.29
	:21.76				:45.29
7)	VARGAS, NELSON	JR	ASU	:45.09	:45.35
	:21.85				:45.35
	DELGADO, FELIPE	SO	ASU	:44.40	DISQUAL
	:00.00				DISQUAL

CONSOLATION FINAL

9)	SMITH, ROBERT	JR	ASU	:45.14	:44.85
	:21.59				:44.85
10)	STEEL, JOHN	SR	USC	:45.16	:45.16
	:22.05				:45.16
11)	DAVY, JON	SO	USC	:45.44	:45.42
	:21.63				:45.42
12)	OWENS, JOSH	JR	WASHINGTON	:45.76	:45.60
	:21.78				:45.60
13)	DIEHL, ERIC	JR	STANFORD	:45.56	:45.70
	:21.76				:45.70
14)	DICKE, MARKUS	SO	CALIFORNIA	:45.83	:45.75
	:21.81				:45.75
15)	GAGNER, SCOTT	JR	STANFORD	:45.54	:46.09
	:22.40				:46.09
	LAMPE, OLIVER	SO	ARIZONA	:45.26	DISQUAL
	:00.00				DISQUAL

BONUS FINAL

17)	CRAFT, BRIAN	JR	USC	:45.92	:45.73
	:21.91				:45.73
18)	WILCOX, TOBY	FR	ASU	:46.28	:45.77
	:22.07				:45.77

(CONTINUED ON NEXT PAGE)

EVENT: 17 MEN'S 100 YARDS FREESTYLE

(CONTINUED)

19) CLARK, MIKE	SR ARIZONA	:46.21	:45.99
:21.58	:45.99		
20) WANIE, LEE	SR CALIFORNIA	:46.29	:46.07
:22.09	:46.07		
21) GIZIOTIS, GEORGE	SR CALIFORNIA	:45.87	:46.13
:22.00	:46.13		
22) RUSSELL, MATT	JR WASHINGTON	:46.15	:46.39
:22.14	:46.39		
23) WICK, ABE	SO ARIZONA	:46.16	:46.59
:22.15	:46.59		
24) ROTH, JUSTIN	FR ARIZONA	:46.22	:47.19
:22.15	:47.19		
1) HUDEPOHL, JOE	JR STANFORD	:43.64	
:21.26	:43.64		
2) CLAYPOOL, SCOTT	FR STANFORD	:43.71	
:21.10	:43.71		
3) BERR, RICHARD	SR ASU	:43.89	
:20.81	:43.89		
4) DELGADO, FELIPE	SO ASU	:44.40	
:21.21	:44.40		
5) OLSON, CHRIS	FR STANFORD	:44.80	
:21.61	:44.80		
6) KIME, CHAD	JR USC	:44.92	
:21.65	:44.92		
7) ADDLEMAN, BRYAN	*JR UNCF-STANFORD *	:44.99	
:21.55	:44.99		
8) VARGAS, NELSON	JR ASU	:45.09	
:21.85	:45.09		
9) JONES, SCOTT	SO STANFORD	:45.10	
:21.46	:45.10		
10) SMITH, ROBERT	JR ASU	:45.14	
:21.67	:45.14		
11) STEEL, JOHN	SR USC	:45.16	
:21.97	:45.16		
12) MUHAMMAD, SABIR K.	*FR UNCF-STANFORD *	:45.20	
:21.44	:45.20		
13) KANNER, DAN	*SR UNCF-STANFORD *	:45.23	
:21.78	:45.23		
14) LAMPE, OLIVER	SO ARIZONA	:45.26	
:22.05	:45.26		
15) DAVY, JON	SO USC	:45.44	
:21.75	:45.44		
16) GAGNER, SCOTT	JR STANFORD	:45.54	
:22.06	:45.54		
17) DIEHL, ERIC	JR STANFORD	:45.56	
:21.87	:45.56		
18) OWENS, JOSH	JR WASHINGTON	:45.76	
:21.78	:45.76		
19) DICKE, MARKUS	SO CALIFORNIA	:45.83	
:22.19	:45.83		
20) GIZIOTIS, GEORGE	SR CALIFORNIA	:45.87	
:22.07	:45.87		
21) BRODZKI, ADAM	*SO UNCF-ARIZONA *	:45.91	
:22.11	:45.91		
22) ERIKSSON, CARL	* UNCF-STANFORD *	:45.92	
:22.32	:45.92		
23) CRAFT, BRIAN	JR USC	:45.92	
:21.74	:45.92		
24) RUSSELL, MATT	JR WASHINGTON	:46.15	
:22.09	:46.15		
25) WICK, ABE	SO ARIZONA	:46.16	
:21.90	:46.16		
26) CROME, JED	* UNCF-STANFORD *	:46.16	
:22.11	:46.16		
27) CLARK, MIKE	SR ARIZONA	:46.21	
:21.84	:46.21		
28) ROTH, JUSTIN	FR ARIZONA	:46.22	
:21.67	:46.22		
29) ROBERTS, TODD	*JR UNCF-USC *	:46.22	
:22.19	:46.22		
30) WILCOX, TOBY	FR ASU	:46.28	
:21.77	:46.28		
31) WANIE, LEE	SR CALIFORNIA	:46.29	
:22.32	:46.29		
32) ABERNETHY, ROBERT	JR ARIZONA	:46.31	
:22.37	:46.31		
33) NETHERTON, DREW	* UNCF-USC *	:46.34	
:22.17	:46.34		
34) LI, ART	SR USC	:46.37	
:22.09	:46.37		
35) SZYMANOWSKI, DAMON	FR CALIFORNIA	:46.47	
:22.22	:46.47		
36) JOHNSON, KENT	*SO UNCF-USC *	:46.68	
:22.31	:46.68		
37) SLADE, JUSTIN	JR ASU	:46.69	
:22.29	:46.69		
38) CLOSE, JASON	SO WASHINGTON	:46.92	
:22.71	:46.92		
39) SMITH, BEN	SR WASHINGTON	:47.21	
:22.75	:47.21		
40) GODFREY, MARSHALL	SO ASU	:47.24	
:22.50	:47.24		

(CONTINUED ON NEXT PAGE)

EVENT: 17 MEN'S 100 YARDS FREESTYLE

(CONTINUED)

41) MATUSZAK, ERIC	FR CALIFORNIA	:47.32	46) GROZCO, JASON	*SO UNOF-ARIZONA	*	:48.84
:22.80	:47.32		:22.81	:48.84		
42) KARAPETIAN, RAFFI	SD USC	:47.43	47) WALKER, COLLIN	*FR UNOF-ASU	*	:48.88
:22.56	:47.43		:24.01	:48.88		
43) BROCKMAN, CRAIG	SD ARIZONA	:47.52	48) MATTHEWS, BRIAN	JR ARIZONA		:49.01
:22.71	:47.52		:23.02	:49.01		
44) LARSON, GARY	SR USC	:47.61	49) IVES, JASON	*FR UNOF-ASU	*	:49.66
:22.75	:47.61		:24.13	:49.66		
45) MUTER, MALCOM	*FR UNOF-ARIZONA	* :48.40	50) KRISTJANSSON, LOGI	* UNOF-ASU	*	:53.50
:23.46	:48.40		:25.71	:53.50		

MEN'S 1995 PACIFIC-10 SWIMMING AND DIVING CHAMPIONSHIPS
 HOSTED BY: UNIVERSITY OF SOUTHERN CALIFORNIA
 HELD AT: BELMONT PLAZA POOL-LONG BEACH, CA. MARCH 2-4, 1995

EVENT : 18 MEN'S 200 YARDS BREASTSTROKE ***** MARCH 4, 1995 *****

NCAA 1:53.77 MIKE BARROWMAN MICHIGAN 1990
 PAC-10 1:56.93 KURT GROTE STANFORD 1993
 QUALIFYING FOR NCAA AUTOMATIC 1:58.78
 QUALIFYING FOR NCAA CONSID. 2:02.34

PLACE NAME YEAR TEAM TRIALS FINAL

CHAMPIONSHIP FINAL

1)	GROTE, KURT	SR	STANFORD	1:58.00	1:57.84
	:26.41	:56.00	1:26.28	1:57.84	
2)	NORDYKE, BRENT	SO	WASHINGTON	2:01.92	2:00.01
	:27.02	:57.56	1:28.40	2:00.01	
3)	WILKENS, TOM	FR	STANFORD	2:00.38	2:00.10
	:27.68	:58.49	1:29.29	2:00.10	
4)	CLAYTOR, CHRISTIAN	FR	CALIFORNIA	1:59.53	2:00.21
	:27.60	:57.92	1:29.05	2:00.21	
5)	FAIRON, MARC	SR	USC	2:02.12	2:01.76
	:28.33	:58.60	1:30.41	2:01.76	
6)	SHAPLEY, AARON	SO	CALIFORNIA	2:01.08	2:01.87
	:27.34	:57.17	1:28.62	2:01.87	
7)	TRINIDAD, PHIL	SO	STANFORD	2:01.32	2:02.40
	:27.99	:58.72	1:30.04	2:02.40	
8)	SHIGENO, DUSTIN	SO	WASHINGTON	2:02.37	2:02.91
	:28.12	:59.25	1:30.87	2:02.91	

CONSOLATION FINAL

9)	MOTT, STEPHEN	SO	WASHINGTON	2:02.87	2:03.08
	:27.74	:58.72	1:30.52	2:03.08	
10)	HODDER, JASON	JR	ARIZONA	2:06.91	2:05.11
	:28.26	:59.93	1:32.00	2:05.11	
11)	SHIFREN, NOLAN	SO	ASU	2:03.75	2:05.45
	:28.73	:59.97	1:32.07	2:05.45	
12)	MC KEAN, RYAN	SR	ARIZONA	2:06.50	2:05.78
	:28.54	1:00.27	1:32.58	2:05.78	
13)	KIDD, MIKE	JR	ASU	2:05.92	2:05.82
	:28.72	1:01.47	1:34.06	2:05.82	
14)	LEER, CHRIS	JR	WASHINGTON	2:05.82	2:06.16
	:28.78	1:00.35	1:33.01	2:06.16	
15)	BELTRAN, JUAN	FR	ASU	2:10.93	2:11.51
	:30.18	1:03.81	1:37.49	2:11.51	
16)	VONHARTITZSCH, STEF	SR	ASU	2:11.08	2:12.61
	:29.61	1:03.59	1:38.15	2:12.61	

BONUS FINAL

17)	DUNCAN, RYAN	SO	CALIFORNIA	2:17.71	2:03.43
	:28.27	:59.44	1:31.15	2:03.43	
18)	KRUSE, KYLE	JR	WASHINGTON	2:11.64	2:08.73
	:28.44	1:00.75	1:34.25	2:08.73	

(CONTINUED ON NEXT PAGE)

1) GROTE, KURT	SR STANFORD	1:58.08	11) SHIFREN, NOLAN	SD ASU	2:03.75
:26.98 :57.34	1:27.73	1:58.08	:27.92 :58.68	1:30.71	2:03.75
2) CLAYTOR, CHRISTIAN	FR CALIFORNIA	1:59.53	12) LEER, CHRIS	JR WASHINGTON	2:05.82
:27.17 :57.25	1:27.91	1:59.53	:28.16 :59.80	1:32.37	2:05.82
3) WILKENS, TOM	FR STANFORD	2:00.38	13) KIDD, MIKE	JR ASU	2:05.92
:27.12 :57.91	1:28.75	2:00.38	:28.66 1:00.31	1:32.19	2:05.92
4) SHAPLEY, AARON	SD CALIFORNIA	2:01.08	14) MC KEAN, RYAN	SR ARIZONA	2:06.50
:27.43 :57.52	1:28.93	2:01.08	:28.82 1:00.77	1:33.77	2:06.50
5) TRINIDAD, PHIL	SD STANFORD	2:01.32	15) HODDER, JASON	JR ARIZONA	2:06.91
:27.76 :58.36	1:29.22	2:01.32	:29.07 1:01.14	1:33.80	2:06.91
6) SALLES-CUNHA, ANDRE*FR	UNOF-STANFORD *	2:01.69	16) BELTRAN, JUAN	FR ASU	2:10.93
:27.53 :57.99	1:29.02	2:01.69	:29.35 1:01.57	1:35.59	2:10.93
7) NORDYKE, BRENT	SD WASHINGTON	2:01.92	17) VONHARTITZSCH, STEF	SR ASU	2:11.08
:28.15 :59.08	1:30.02	2:01.92	:28.30 1:00.63	1:35.24	2:11.08
8) FAIRON, MARC	SR USC	2:02.12	18) KRUSE, KYLE	JR WASHINGTON	2:11.64
:28.29 :59.06	1:30.68	2:02.12	:28.73 1:01.77	1:36.19	2:11.64
9) SHIGENO, DUSTIN	SD WASHINGTON	2:02.37	19) DUNCAN, RYAN	SD CALIFORNIA	2:17.71
:28.24 :59.27	1:30.67	2:02.37	:31.01 1:05.92	1:41.61	2:17.71
10) MOTT, STEPHEN	SD WASHINGTON	2:02.87			
:27.88 :58.86	1:30.60	2:02.87			

MEN'S 1995 PACIFIC-10 SWIMMING AND DIVING CHAMPIONSHIPS
 HOSTED BY: UNIVERSITY OF SOUTHERN CALIFORNIA
 HELD AT: BELMONT PLAZA POOL-LONG BEACH, CA. MARCH 2-4, 1995

EVENT : 19 MEN'S 200 YARDS BUTTERFLY ***** MARCH 4, 1995 *****

NCAA 1:41.78 MELVIN STEWART TENNESSEE 1991
 PAC-10 1:43.91 RAY CAREY STANFORD 1994
 QUALIFYING FOR NCAA AUTOMATIC 1:46.41
 QUALIFYING FOR NCAA CONSID. 1:49.60

PLACE NAME YEAR TEAM TRIALS FINAL

CHAMPIONSHIP FINAL

- 1) LAMPE, OLIVER SO ARIZONA 1:47.27 1:44.83
 :23.73 :50.30 1:17.44 1:44.83
- 2) HERRMANN, MARTIN SR CALIFORNIA 1:46.46 1:45.40
 :24.10 :51.00 1:18.27 1:45.40
- 3) PICCININI, EDUARDO SR ASU 1:46.95 1:47.04
 :24.46 :51.74 1:19.31 1:47.04
- 4) BARRETT, CASEY SO USC 1:48.87 1:47.26
 :24.53 :52.06 1:19.85 1:47.26
- 5) MERRELL, MIKE SR USC 1:49.48 1:47.32
 :24.06 :51.82 1:19.81 1:47.32
- 6) TIPPINS, CLAY SR STANFORD 1:48.76 1:47.46
 :24.13 :51.53 1:18.33 1:47.46
- 7) HARMON, CASEY SO STANFORD 1:48.72 1:48.40
 :24.77 :52.28 1:20.34 1:48.40
- 8) TANER, UGUR JR CALIFORNIA 1:48.91 1:48.56
 :24.41 :52.23 1:19.94 1:48.56

CONSOLATION FINAL

- 9) JULIAN, JEFF SO USC 1:50.57 1:48.92
 :00.00 :00.00 :00.00 1:48.92
- 10) GALIC, DOMINIK FR CALIFORNIA 1:49.52 1:49.03
 :24.72 :52.61 1:20.80 1:49.03
- 11) MITSUOKA, DAIZO SO USC 1:49.73 1:49.24
 :25.07 :52.86 1:20.91 1:49.24
- 12) DELGADO, ROBERT FR ASU 1:53.76 1:51.40
 :25.10 :53.36 1:22.09 1:51.40
- 13) BROPHY, CHRIS SO ARIZONA 1:53.62 1:51.64
 :24.25 :53.50 1:22.72 1:51.64
- 14) FLIGHTNER, BARRY JR WASHINGTON 1:53.65 1:53.04
 :25.43 :54.27 1:23.18 1:53.04
- 15) CONLEY, SCOTT SR ARIZONA 1:51.42 1:53.90
 :25.03 :53.45 1:22.83 1:53.90
- 16) JONSSON, MICAEL SR ASU 1:55.17 1:55.86
 :25.11 :53.73 1:24.01 1:55.86

BONUS FINAL

- 17) PEPPER, MARTIN JR ARIZONA 1:56.26 1:54.72
 :24.95 :53.49 1:23.71 1:54.72
- 18) GRAVROCK, CAM SO WASHINGTON 1:56.37 1:55.57
 :25.64 :54.81 1:24.04 1:55.57

(CONTINUED ON NEXT PAGE)

EVENT: 19 MEN'S 200 YARDS BUTTERFLY

(CONTINUED)

19) DIETRICH, TIM	FR WASHINGTON	1:58.68	1:57.04
:25.98	:55.41	1:25.92	1:57.04
20) TOMNE, JEFF	SR WASHINGTON	1:58.87	1:59.81
:26.11	:56.40	1:28.24	1:59.81
21) MC CANN, PAT	SO ASU	1:57.73	2:00.16
:26.08	:56.10	1:27.26	2:00.16
1) HERRMANN, MARTIN	SR CALIFORNIA	1:46.46	
:24.18	:51.36	1:18.89	1:46.46
2) PICCININI, EDUARDO	SR ASU	1:46.95	
:23.87	:50.85	1:18.80	1:46.95
3) LAMPE, OLIVER	SO ARIZONA	1:47.27	
:24.50	:52.08	1:19.57	1:47.27
4) HARMON, CASEY	SO STANFORD	1:48.72	
:24.31	:52.09	1:20.15	1:48.72
5) TIPPINS, CLAY	SR STANFORD	1:48.76	
:24.24	:52.73	1:19.95	1:48.76
6) BARRETT, CASEY	SO USC	1:48.87	
:24.94	:52.94	1:21.16	1:48.87
7) TANER, UGUR	JR CALIFORNIA	1:48.91	
:24.01	:52.01	1:20.03	1:48.91
8) MERRELL, MIKE	SR USC	1:49.48	
:24.99	:53.18	1:21.51	1:49.48
9) GALIC, DOMINIK	FR CALIFORNIA	1:49.52	
:24.85	:52.74	1:20.82	1:49.52
10) MITSUOKA, DAIZO	SO USC	1:49.73	
:24.95	:53.04	1:21.38	1:49.73
11) VASCONCELLOS, CITO	*SO UNOF-USC	* 1:50.20	
:24.84	:52.86	1:21.18	1:50.20
12) JULIAN, JEFF	SO USC	1:50.57	
:25.33	:53.33	1:21.77	1:50.57
13) CONLEY, SCOTT	SR ARIZONA	1:51.42	
:25.11	:53.14	1:21.73	1:51.42
14) CARVIN, CHAD	*JR UNOF-ARIZONA	* 1:52.16	
:25.94	:54.67	1:23.54	1:52.16
15) BROPHY, CHRIS	SO ARIZONA	1:53.62	
:25.03	:54.00	1:23.42	1:53.62
16) FLIGHTNER, BARRY	JR WASHINGTON	1:53.65	
:25.91	:55.17	1:24.21	1:53.65
17) DELGADO, ROBERT	FR ASU	1:53.76	
:25.04	:53.33	1:22.96	1:53.76
18) JONSSON, MICHAEL	SR ASU	1:55.17	
:25.52	:55.09	1:25.06	1:55.17
19) CROSSEN, ADAM	*SO UNOF-USC	* 1:55.92	
:26.44	:55.83	1:25.92	1:55.92
20) PEPPER, MARTIN	JR ARIZONA	1:56.26	
:24.63	:52.64	1:23.11	1:56.26
21) BRAVROCK, CAM	SO WASHINGTON	1:56.37	
:24.30	:52.41	1:23.13	1:56.37
22) FRANCIS, BRAD	*SO UNOF-USC	* 1:57.13	
:26.31	:55.32	1:25.39	1:57.13
23) MC CANN, PAT	SO ASU	1:57.73	
:26.25	:55.46	1:25.87	1:57.73
24) DIETRICH, TIM	FR WASHINGTON	1:58.68	
:25.05	:54.24	1:25.14	1:58.68
25) TOMNE, JEFF	SR WASHINGTON	1:58.87	
:25.83	:55.66	1:26.83	1:58.87

MEN'S 1995 PACIFIC-10 SWIMMING AND DIVING CHAMPIONSHIPS
 HOSTED BY: UNIVERSITY OF SOUTHERN CALIFORNIA
 HELD AT: BELMONT PLAZA POOL-LONG BEACH, CA. MARCH 2-4, 1995

EVENT : 21 MEN'S 400 YARDS FREESTYLE RELAY ***** MARCH 4, 1995 *****

NCAA 2:51.07 TEXAS TEXAS 1994
 PAC-10 2:54.10 STANFORD STANFORD 1993

QUALIFYING FOR NCAA AUTOMATIC 2:55.60
 QUALIFYING FOR NCAA CONSID. 3:00.86

FINAL RESULTS TIMED FINALS

RANK	NAME	YEAR	TEAM	TIME								
1) STANFORD "A" 2:55.89 STANFORD "C" UNOF * 3:00.46 EX												
1)	ADDELMAN, BRYAN JR	:21.40	3) OLSON, CHRIS FR	1:48.59	1) MUHAMMAD, SABIR FR	:21.41	3) CROME, JED		1:50.96			
		:44.45		2:12.03		:44.32			2:14.87			
2)	HUDEPOHL, JOE JR	1:05.17	4) CLAYPOOL, SCOTT FR	2:32.74	2) DIEHL, ERIC JR	1:05.85	4) WILKENS, TOM FR		2:36.47			
		1:27.64		2:55.89		1:29.55			3:00.46			
2) ASU "A" 2:57.03 USC "B" UNOF * 3:04.84 EX												
1)	VARGAS, NELSON JR	:21.98	3) SMITH, ROBERT JR	1:50.06	1) ROBERTS, TODD JR	:22.29	3) JOHNSON, KENT SO		1:53.31			
		:45.43		2:13.45		:46.02			2:17.94			
2)	BERA, RICHARD SR	1:06.49	4) DELGADO, FELIPE SO	2:33.98	2) LI, ART SR	1:07.86	4) WELLS, JIM JR		2:39.77			
		1:28.84		2:57.03		1:31.91			3:04.84			
3) USC "A" 2:59.09 ARIZONA "B" UNOF * 3:05.23 EX												
1)	DAVY, JON SO	:21.64	3) CRAFT, BRIAN JR	1:50.80	1) ROTH, JUSTIN FR	:21.86	3) NADECKI, CEZARY SR		1:55.27			
		:45.29		2:14.78		:46.34			2:19.43			
2)	KIME, CHAD JR	1:06.48	4) STEEL, JOHN SR	2:35.95	2) BROCKMAN, CRAIG SO	1:08.55	4) GRODZKI, ADAM SO		2:41.23			
		1:29.63		2:59.09		1:33.07			3:05.23			
4) CALIFORNIA "A" 3:00.78 WASHINGTON "B" UNOF* 3:08.09 EX												
1)	DICKE, MARKUS SO	:22.07	3) TANER, UGUR JR	1:52.25	1) DIETRICH, TIM FR	:22.87	3) GRAVROCK, CAM SO		1:56.83			
		:45.62		2:16.04		:47.31			2:21.94			
2)	WANIE, LEE SR	1:06.98	4) HERRMANN, MARTINSR	2:37.07	2) KRUSE, KYLE JR	1:09.81	4) CLOSE, JASON SO		2:44.09			
		1:30.67		3:00.78		1:34.76			3:08.09			
5) WASHINGTON "A" 3:02.40 CALIFORNIA "B" UNOF* 3:08.19 EX												
1)	OWENS, JOSH JR	:21.80	3) DE HART, GREG SO	1:53.38	1) SZYMANOWSKI, DAMFR	:22.37	3) GIZIOTIS, GEORGESR		1:55.11			
		:45.92		2:16.88		:46.58			2:19.85			
2)	SMITH, BEN SR	1:07.59	4) RUSSELL, MATT JR	2:38.30	2) MATUSZAK, ERIC FR	1:08.81	4) GALIC, DOMINIK FR		2:43.19			
		1:31.71		3:02.40		1:33.54			3:08.19			
6) ARIZONA "A" 3:03.09 USC "C" UNOF * 3:08.43 EX												
1)	LAMPE, OLIVER SO	:22.43	3) CLARK, MIKE SR	1:52.23	1) NETHERTON, DREW	:21.96	3) DOLNIAK, GREG FR		1:57.58			
		:45.64		2:16.92		:46.65			2:22.13			
2)	ABERNETHY, ROBERJR	1:06.85	4) WICK, ABE SO	2:38.43	2) FAIRON, MARC SR	1:09.10	4) STELLE, JASON SR		2:43.98			
		1:30.67		3:03.09		1:35.24			3:08.42			
STANFORD "B" UNOF * 2:59.92 EX ARIZONA "C" UNOF * 3:08.72 EX												
1)	GAGNER, SCOTT JR	:21.42	3) ERIKSSON, CARL	1:51.54	1) COLLINS, KEVIN FR	:21.97	3) SMITH, TROY SO		1:55.23			
		:44.89		2:15.25		:46.11			2:19.87			
2)	JONES, SCOTT SO	1:06.18	4) KANNER, DAN SR	2:36.67	2) MC KEAN, RYAN SR	1:08.53	4) OROZCO, JASON SO		2:42.15			
		1:29.89		2:59.92		1:32.84			3:08.72			



PAC-10 DIVING CHAMPIONSHIPS

Rose Bowl Aquatics


February 23-25, 1995

Host Team(s):

UCLA

Meet Director(s):

Tom Scotty



Final Team Standings

	Women	Points	Men	Points
1st	UCLA	279	Arizona State	134
2nd	Arizona State	269	Stanford	94
3rd	Stanford	225	Arizona	79
4th	USC	121	California	68
5th	Arizona	61		
6th	California	38		

Coach of the Year: Women's Diving Rich Schavone, Stanford University

Coach of the Year: Men's Diving Rich Schavone, Stanford University

Final Individual Standings

	Women	Team	Points	Men	Team	Points
1st	Eileen Richetelli	Stanford	87	David Johns	Stanford	54
2nd	Megan Gardner	Stanford	77	Brian Spears	Arizona	47
3rd	Erin Simms	UCLA	75	Justin Eck	ASU	41
4th	Maria Elena Romero	USC	74	James Edwards	Stanford	40
5th	Tracy Wilcox	UCLA	73	Andre Sabbah	Arizona	32-T
6th	Jennifer Cnota	ASU	63	Scot Lemke	ASU	32-T
7th	Stefanie Forrest	Stanford	61	Brian Clark	ASU	31
8th	Amy Palmer	ASU	56	Steve Clack	California	30-T
9th	Rose Mary Huelskamp	UCLA	55	Pat Womack	ASU	30-T
10th	Marni DeRyckere	Arizona	47	Cole Hooper	California	26-T
				Anatalio Ubalde	California	26-T

Most Valuable Women's Diver: Eileen Richetelli, Stanford University

Most Valuable Men's Diver: David Johns, Stanford University

PAC-10 DIVING CHAMPIONSHIPS

Womens 1 Meter Final

February 23, 1995

	<u>Name</u>	<u>Affiliation</u>	<u>Score</u>
1.	Erin Simmons —	Univ. of California Los Angeles (ULA)	391.15
2.	Eileen Richetelli —	Stanford University (STD)	374.20
3.	Marni DeRyckere —	University of Arizona (UOA)	351.40
4.	Megan Gardner —	Stanford University (STD)	351.20
5.	Jennifer Cnota —	Arizona State University (ASU)	335.60
6.	Maria Elena Romero —	Univ. of Southern California (USC)	333.15
7.	Amy Garner —	Arizona State University (ASU)	330.10
8.	Tracy Wilcox —	Univ. of California Los Angeles (ULA)	328.25
9.	Stefanie Forrest —	Stanford University (STD)	327.00
10.	Jenny Alessandra —	Univ. of Southern California (USC)	322.75
11.	Michelle Carter —	Arizona State University (ASU)	322.20
12.	Amy Palmer —	Arizona State University (ASU)	318.75
13.	Kate Moran —	University of Arizona (UOA)	317.75
14.	Rose Mary Huelskamp —	Univ. of California Los Angeles (ULA)	315.95
15.	Alicia Solomon —	Univ. of California Los Angeles (ULA)	280.55
16.	Katie Williams —	Arizona State University (ASU)	259.45
17.	Kristen Cancilla —	Univ. of California Berkeley (CAL)	252.35
18.	Lauren Loberg —	Univ. of California Los Angeles (ULA)	249.90
19.	Leilani Gnall —	Arizona State University (ASU)	239.30
20.	Liz Michiels —	Univ. of California Berkeley (CAL)	238.90
21.	Andrea Jani —	Univ. of California Berkeley (CAL)	203.90

PAC-10 DIVING CHAMPIONSHIPS

Womens 3 Meter Final

February 24, 1995

	<u>Name</u>	<u>Affiliation</u>	<u>Score</u>
1.	Eileen Richetelli —	Stanford University (STD)	464.60
2.	Maria Elena Romero —	Univ. of Southern California (USC)	446.50
3.	Megan Gardner —	Stanford University (STD)	424.45
4.	Tracy Wilcox —	Univ. of California Los Angeles (ULA)	423.40
5.	Erin Simmons —	Univ. of California Los Angeles (ULA)	417.70
6.	Rose Mary Huelskamp —	Univ. of California Los Angeles (ULA)	397.90
7.	Amy Garner —	Arizona State University (ASU)	397.75
8.	Marni DeRyckere —	University of Arizona (UOA)	390.20
9.	Stefanie Forrest —	Stanford University (STD)	380.35
10.	Jennifer Cnota —	Arizona State University (ASU)	377.80
11.	Amy Palmer —	Arizona State University (ASU)	374.55
12.	Michelle Carter —	Arizona State University (ASU)	363.95
13.	Alicia Solomon	Univ. of California Los Angeles (ULA)	353.70
14.	Jenny Alessandra —	Univ. of Southern California (USC)	349.40
15.	Lauren Loberg —	Univ. of California Los Angeles (ULA)	303.25
16.	Leilani Gnall —	Arizona State University (ASU)	292.50
17.	Liz Michiels —	Univ. of California Berkeley (CAL)	281.20
18.	Katie Williams —	Arizona State University (ASU)	271.85
19.	Kristen Cancilla —	Univ. of California Berkeley (CAL)	270.40
20.	Andrea Jani —	Univ. of California Berkeley (CAL)	216.75

PAC-10 DIVING CHAMPIONSHIPS

Womens Platform Final

February 25, 1995

<u>Name</u>	<u>Affiliation</u>	<u>Score</u>
1. Eileen Richetelli —	Stanford University (STD)	399.70
2. Tracy Wilcox —	Univ. of California Los Angeles (ULA)	369.45
3. Megan Gardner —	Stanford University (STD)	369.30
4. Amy Palmer —	Arizona State University (ASU)	340.50
5. Maria Elena Romero —	Univ. of Southern California (USC)	288.80
6. Stefanie Forrest —	Stanford University (STD)	282.25
7. Jennifer Cnota —	Arizona State University (ASU)	258.60
8. Erin Simmons —	Univ. of California Los Angeles (ULA)	256.70
9. Rose Mary Huelskamp —	Univ. of California Los Angeles (ULA)	253.75
10. Alicia Solomon —	Univ. of California Los Angeles (ULA)	240.80
11. Jenny Alessandra —	Univ. of Southern California (USC)	236.05
12. Michelle Carter —	Arizona State University (ASU)	211.90
13. Lauren Loberg —	Univ. of California Los Angeles (ULA)	195.80
14. Leilani Gnall —	Arizona State University (ASU)	157.10
15. Katie Williams —	Arizona State University (ASU)	117.70

Mens 1 Meter Final

February 24, 1995

<u>Name</u>	<u>Affiliation</u>	<u>Score</u>
1. James Edwards	Stanford University (STD)	494.25
2. David Johns	Stanford University (STD)	484.35
3. Andre Sabbah	University of Arizona (UOA)	483.55
4. Brian Spears	University of Arizona (UOA)	449.30
5. Cole Hooper	Univ. of California Berkeley (CAL)	364.75
6. Anatalio Ubalde	Univ. of California Berkeley (CAL)	360.20
7. Scot Lemke	Arizona State University (ASU)	353.25
8. Justin Eck	Arizona State University (ASU)	339.80
9. Steve Clack	Univ. of California Berkeley (CAL)	338.60
10. Brian Clark	Arizona State University (ASU)	328.60
11. Pat Womack	Arizona State University (ASU)	283.85

PAC-10 DIVING CHAMPIONSHIPS

Mens 3 Meter Final

February 23, 1995

<u>Name</u>	<u>Affiliation</u>	<u>Score</u>
1. James Edwards	Stanford University (STD)	534.60
2. David Johns	Stanford University (STD)	510.75
3. Andre Sabbah	University of Arizona (UOA)	455.60
4. Brian Spears	University of Arizona (UOA)	445.85
5. Justin Eck	Arizona State University (ASU)	370.00
6. Anatalio Ubalde	Univ. of California Berkeley (CAL)	360.60
7. Cole Hooper	Univ. of California Berkeley (CAL)	342.75
8. Pat Womack	Arizona State University (ASU)	341.10
9. Brian Clark	Arizona State University (ASU)	340.45
10. Steve Clack	Univ. of California Berkeley (CAL)	331.40
11. Scot Lemke	Arizona State University (ASU)	315.15

Mens Platform Final

February 25, 1995

<u>Name</u>	<u>Affiliation</u>	<u>Score</u>
1. David Johns	Stanford University (STD)	465.95
2. Brian Spears	University of Arizona (UOA)	425.85
3. Justin Eck	Arizona State University (ASU)	253.55
4. Brian Clark	Arizona State University (ASU)	249.55
5. Scot Lemke	Arizona State University (ASU)	233.05
6. Pat Womack	Arizona State University (ASU)	201.20

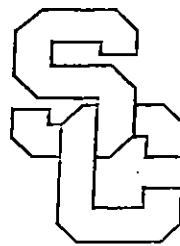
MEN'S

Swimming Championships

ARIZONA • ARIZONA STATE • CALIFORNIA • OREGON • OREGON STATE • STANFORD • UCLA • USC • WASHINGTON • WASHINGTON STATE

OFFICIAL MEET RESULTS

OFFICIAL



HOSTED BY USC

BELMONT PLAZA POOL
LONG BEACH, CALIFORNIA

March 2-4, 1995

```

MMMM      MMMM  EEEEEEE  NNN      NN
MM MM   MM MM  EEEEEEE  NNNN     NN
MM  MMMM  MM   EE        NN NN    NN
MM   MM   MM   EEEEEEE  NN  NN    NN
MM           MM   EE        NN   NN  NN
MM           MM   EEEEEEE  NN     NNNN
MM           MM   EEEEEEE  NN      NNN

```

SCORING END OF MEET INCLUDING DIVING

1)	STANFORD	1042.0	4)	ARIZONA	467.0
2)	ASU	509.0	5)	CALIFORNIA	429.0
3)	USC	495.0	6)	WASHINGTON	348.0

MEN'S 1995 PACIFIC-10 SWIMMING AND DIVING CHAMPIONSHIPS
 HOSTED BY: UNIVERSITY OF SOUTHERN CALIFORNIA
 HELD AT: BELMONT PLAZA POOL-LONG BEACH, CA. MARCH 2-4, 1995

EVENT : 1 MEN'S 200 YARDS FREESTYLE RELAY ***** MARCH 2, 1995 *****

NCAA	1:16.93	STANFORD	STANFORD	1994				
PAC-10	1:18.42	STANFORD	STANFORD	1992				
QUALIFYING FOR NCAA AUTOMATIC	1:19.41							
QUALIFYING FOR NCAA CONSID.	1:21.79							
FINAL RESULTS								
TIMED FINALS								
RANK	NAME	YEAR	TEAM	TIME				
1)	STANFORD "A"			1:18.58	ARIZONA "B" UNOF *		1:23.13	EX
1)	REITERER, BRIAN SR	:20.34	3) HUDEPOHL, JOE JR	:59.23	1) BROPHY, CHRIS SO	:21.28	3) COLLINS, KEVIN FR	1:03.14
2)	CLAYPOOL, SCOTT FR	:39.80	4) MUHAMMAD, SABIR FR	1:18.58	2) NADECKI, CEZARY SR	:42.29	4) LAMPE, OLIVER SO	1:23.13
2)	ARIZONA "A"			1:21.02	USC "B" UNOF *		1:23.41	EX
1)	CLARK, MIKE SR	:20.66	3) WICK, ABE SO	1:01.06	1) KARAPETIAN, RAFFSO	:21.20	3) LI, ART SR	1:02.52
2)	ROTH, JUSTIN FR	:40.94	4) ABERNETHY, ROBERJR	1:21.02	2) FAIRON, MARC SR	:41.80	4) ROBERTS, TODD JR	1:23.40
3)	CALIFORNIA "A"			1:21.85	ARIZONA "C" UNOF *		1:24.96	EX
1)	WANIE, LEE SR	:21.07	3) DICKE, MARKUS SO	1:01.18	1) MATTHEWS, BRIAN JR	:21.61	3) PULLEN, ALEX FR	1:03.52
2)	GIZIOTIS, GEORGESR	:40.91	4) TANER, UGUR JR	1:21.85	2) OROZCO, JASON SO	:42.38	4) PEPPER, MARTIN JR	1:24.96
4)	USC "A"			1:22.26	ASU "B" UNOF *		1:26.08	EX
1)	KIME, CHAD JR	:20.77	3) CRAFT, BRIAN JR	1:01.95	1) BELTRAN, JUAN FR	:21.75	3) KRISTJANSSON, LD	1:03.49
2)	DAVY, JON SO	:41.20	4) WELLS, JIM JR	1:22.26	2) GODFREY, MARSHALSO	:41.96	4) IVES, JASON FR	1:26.08
5)	WASHINGTON "A"			1:23.35	WASHINGTON "B" UNOF*		1:26.47	EX
1)	OWENS, JOSH JR	:20.82	3) SMITH, BEN SR	1:02.40	1) CLOSE, JASON SO	:21.53	3) TOWNE, JEFF SR	1:04.98
2)	KRUSE, KYLE JR	:41.66	4) RUSSELL, MATT JR	1:23.35	2) MYLAN, CHRIS SO	:43.22	4) GRAVROCK, CAM SO	1:26.47
ASU "A"			DISQUAL		STANFORD "C" UNOF *		1:26.59	EX
1)	DELGADO, FELIPE SO	:20.33	3) SMITH, ROBERT JR	1:00.03	1) ERIKSSON, CARL	:21.29	3) SALLES-CUNHA, ANFR	1:03.66
2)	BERA, RICHARD SR	:39.74	4) VARGAS, NELSON JR	DISQUAL	2) GROTE, KURT SR	:42.01	4) LISCHKE, JON	1:26.59
STANFORD "B" UNOF *				1:21.34	EX			
1)	CROWE, JED	:20.57	3) JONES, SCOTT SO	1:01.12				
2)	DIEHL, ERIC JR	:40.89	4) OLSON, CHRIS FR	1:21.34				

(CONTINUED ON NEXT PAGE)

NCAA 4:11.59 CHAD CARVIN ARIZONA 1994
 PAC-10 4:15.78 M. PODKOSCIELNY ARIZONA 1992
 QUALIFYING FOR NCAA AUTOMATIC 4:21.03
 QUALIFYING FOR NCAA CONSID. 4:28.86

PLACE	NAME	YEAR	TEAM	TRIALS	FINAL
CHAMPIONSHIP FINAL					
1)	CARVIN, CHAD	JR	ARIZONA	4:25.02	4:20.01
	:24.31 :50.42	1:16.64	1:43.12	2:09.44	
	2:35.74 3:01.86	3:28.04	3:54.31	4:20.01	
2)	DOLNIAK, GREG	FR	USC	4:24.51	4:22.22
	:24.74 :50.79	1:17.20	1:43.99	2:10.56	
	2:36.66 3:02.78	3:29.13	3:55.66	4:22.22	
3)	RADVANY, KEVIN	SO	STANFORD	4:24.81	4:22.52
	:24.57 :50.85	1:17.32	1:44.09	2:10.78	
	2:37.21 3:03.77	3:30.50	3:57.01	4:22.52	
4)	GRODZKI, ADAM	SO	ARIZONA	4:26.04	4:23.70
	:24.54 :50.64	1:17.14	1:43.71	2:10.31	
	2:36.71 3:03.45	3:30.53	3:57.45	4:23.70	
5)	DE HART, GREG	SO	WASHINGTON	4:26.70	4:24.00
	:24.49 :51.25	1:18.14	1:45.05	2:11.82	
	2:38.56 3:05.07	3:31.74	3:58.31	4:24.00	
6)	HERRMANN, MARTIN	SR	CALIFORNIA	4:25.98	4:24.54
	:24.41 :50.98	1:17.55	1:44.47	2:11.43	
	2:38.16 3:05.27	3:32.16	3:58.71	4:24.54	
7)	MELLEY, MIKE	SO	ASU	4:26.33	4:26.08
	:24.79 :51.31	1:17.97	1:44.90	2:12.21	
	2:39.49 3:06.33	3:33.26	4:00.17	4:26.08	
8)	KANNER, DAN	SR	STANFORD	4:22.16	4:29.63
	:24.11 :50.12	1:16.67	1:43.43	2:10.39	
	2:37.90 3:05.81	3:33.97	4:01.95	4:29.63	
CONSOLATION FINAL					
9)	JOHNSON, KENT	SO	USC	4:28.36	4:27.48
	:24.78 :51.86	1:19.35	1:46.74	2:13.97	
	2:41.36 3:08.36	3:35.40	4:02.30	4:27.48	
10)	GAGNER, SCOTT	JR	STANFORD	4:27.88	4:27.50
	:24.76 :52.01	1:19.37	1:46.78	2:14.15	
	2:41.50 3:08.64	3:35.50	4:02.40	4:27.50	
11)	MECA, DAVE	SO	USC	4:30.45	4:28.92
	:24.97 :51.81	1:18.96	1:46.09	2:13.50	
	2:40.80 3:08.12	3:35.54	4:02.68	4:28.92	
12)	HANSON, GEOFF	SO	ARIZONA	4:29.65	4:29.50
	:25.42 :52.32	1:19.50	1:46.83	2:14.26	
	2:41.53 3:08.70	3:35.83	4:02.90	4:29.50	
13)	TSIANOS, GEORGE	FR	CALIFORNIA	4:30.59	4:29.61
	:25.71 :52.79	1:20.01	1:47.10	2:14.20	
	2:41.53 3:08.58	3:35.93	4:03.28	4:29.61	
14)	JULIAN, JEFF	SO	USC	4:31.52	4:29.82
	:25.38 :52.86	1:20.36	1:47.72	2:15.09	
	2:42.50 3:09.54	3:36.60	4:03.65	4:29.82	

(CONTINUED ON NEXT PAGE)

EVENT: 2 MEN'S 500 YARDS FREESTYLE

(CONTINUED)

15) ILIKA, JOSH	FR USC	4:32.21	4:29.85
:24.97 :52.04	1:19.11 1:46.35	2:13.63	
2:40.95 3:08.39	3:35.53 4:03.36	4:29.85	
16) HARMON, CASEY	SO STANFORD	4:31.25	4:30.07
:24.56 :51.54	1:18.46 1:45.66	2:13.00	
2:40.73 3:08.31	3:35.74 4:03.02	4:30.07	
BONUS FINAL			
17) SIKORA, BART	FR CALIFORNIA	4:37.11	4:36.78
:25.49 :53.14	1:20.76 1:48.13	2:15.84	
2:43.78 3:12.01	3:40.19 4:08.58	4:36.78	
18) DELGADO, ROBERT	FR ASU	4:37.40	4:38.33
:25.43 :53.89	1:22.21 1:50.40	2:18.62	
2:47.13 3:15.20	3:43.39 4:11.35	4:38.33	
19) DYKSTRA, JOE	FR WASHINGTON	4:43.02	4:40.79
:25.22 :53.13	1:21.18 1:49.52	2:17.91	
2:46.47 3:15.13	3:43.99 4:12.80	4:40.79	
20) STOCEK, DARREN	JR ASU	4:40.51	4:41.22
:25.81 :53.81	1:21.78 1:50.24	2:18.96	
2:47.40 3:16.11	3:45.07 4:13.37	4:41.22	
21) SMITH, ROBERT	JR ASU	4:32.39	4:44.73
:25.98 :53.98	1:22.64 1:51.46	2:20.06	
2:48.20 3:17.41	3:47.08 4:15.97	4:44.73	
1) KANNER, DAN	SR STANFORD	4:22.16	
:24.64 :51.35	1:18.00 1:44.67	2:11.22	
2:37.31 3:03.59	3:30.17 3:56.48	4:22.16	
2) DOLNIAK, GREG	FR USC	4:24.51	
:24.98 :51.65	1:18.43 1:45.37	2:11.91	
2:38.43 3:04.62	3:31.26 3:58.49	4:24.51	
3) RADVANY, KEVIN	SO STANFORD	4:24.81	
:24.98 :51.60	1:18.42 1:45.22	2:12.06	
2:38.98 3:06.03	3:32.69 3:59.22	4:24.81	
4) CARVIN, CHAD	JR ARIZONA	4:25.02	
:24.25 :50.58	1:17.24 1:44.23	2:11.29	
2:38.21 3:05.07	3:31.88 3:58.60	4:25.02	
5) HERRMANN, MARTIN	SR CALIFORNIA	4:25.98	
:24.55 :50.93	1:17.69 1:44.54	2:11.45	
2:38.61 3:05.48	3:32.61 3:59.74	4:25.98	
6) GRODZKI, ADAM	SO ARIZONA	4:26.04	
:24.78 :51.34	1:17.90 1:44.53	2:11.45	
2:38.44 3:05.66	3:32.82 3:59.77	4:26.04	
7) MELLEY, MIKE	SO ASU	4:26.33	
:24.61 :50.98	1:17.88 1:44.78	2:11.85	
2:38.81 3:05.83	3:32.94 3:59.93	4:26.33	
8) DE HART, GREG	SO WASHINGTON	4:26.70	
:24.59 :51.40	1:18.48 1:45.32	2:12.22	
2:39.06 3:06.02	3:33.21 4:00.43	4:26.70	
9) GAGNER, SCOTT	JR STANFORD	4:27.88	
:23.91 :50.74	1:18.08 1:45.55	2:12.76	
2:39.71 3:06.93	3:34.22 4:01.28	4:27.88	
10) JOHNSON, KENT	SO USC	4:28.36	
:24.72 :51.53	1:18.40 1:45.26	2:12.38	
2:39.47 3:06.59	3:33.97 4:01.60	4:28.36	
11) HANSON, GEOFF	SO ARIZONA	4:29.65	
:24.91 :51.44	1:18.08 1:45.00	2:12.10	
2:39.35 3:06.63	3:34.16 4:02.15	4:29.65	
12) MECA, DAVE	SO USC	4:30.45	
:25.31 :52.06	1:19.10 1:46.36	2:13.73	
2:40.93 3:08.31	3:35.88 4:03.51	4:30.45	
13) TSIANDOS, GEORGE	FR CALIFORNIA	4:30.59	
:25.64 :52.56	1:19.61 1:46.79	2:14.03	
2:41.26 3:08.63	3:36.25 4:04.05	4:30.59	
14) HARMON, CASEY	SO STANFORD	4:31.25	
:24.81 :51.91	1:19.17 1:46.67	2:14.39	
2:42.01 3:09.64	3:37.26 4:04.62	4:31.25	
15) JULIAN, JEFF	SO USC	4:31.52	
:24.91 :51.92	1:19.28 1:46.98	2:14.54	
2:42.12 3:09.84	3:37.52 4:04.93	4:31.52	
16) ILIKA, JOSH	FR USC	4:32.21	
:25.14 :52.32	1:19.79 1:47.35	2:15.01	
2:42.54 3:10.27	3:37.84 4:05.34	4:32.21	
17) SMITH, ROBERT	JR ASU	4:32.39	
:23.94 :50.61	1:18.12 1:46.03	2:13.64	
2:41.00 3:08.43	3:36.46 4:04.59	4:32.39	
18) SIKORA, BART	FR CALIFORNIA	4:37.11	
:24.97 :51.88	1:19.22 1:46.66	2:14.41	
2:42.94 3:11.36	3:40.24 4:08.66	4:37.11	

(CONTINUED ON NEXT PAGE)

EVENT: 2 MEN'S 500 YARDS FREESTYLE

(CONTINUED)

19) DELGADO, ROBERT	FR ASU	4:37.40	23) DYKSTRA, JOE	FR WASHINGTON	4:43.02
:24.69 :52.15 1:20.18 1:48.80 2:17.62			:25.51 :53.58 1:21.96 1:50.74 2:19.30		
2:46.00 3:14.21 3:42.77 4:10.56 4:37.40			2:47.32 3:16.05 3:45.37 4:14.50 4:43.02		
20) MUTER, MALCOM	*FR UNDF-ARIZONA *	4:37.44	24) WALKER, COLLIN	*FR UNDF-ASU *	4:47.68
:25.47 :53.07 1:20.97 1:49.05 2:17.25			:26.62 :54.55 1:23.29 1:52.17 2:20.93		
2:45.18 3:13.28 3:41.40 4:09.65 4:37.44			2:50.20 3:19.31 3:49.08 4:18.72 4:47.68		
21) LISCHKE, JON	* UNDF-STANFORD *	4:38.22	COX, RYAN	JR CALIFORNIA	DISQUAL
:25.79 :52.96 1:20.61 1:48.26 2:16.48			:00.00 :00.00 :00.00 :00.00 :00.00		
2:44.61 3:12.89 3:41.44 4:10.15 4:38.22			:00.00 :00.00 :00.00 :00.00 DISQUAL		
22) STOCEK, DARREN	JR ASU	4:40.51			
:26.11 :54.17 1:22.41 1:50.48 2:18.85					
2:47.12 3:15.37 3:44.02 4:12.50 4:40.51					

EVENT : 3 MEN'S 200 YARDS INDIVIDUAL MEDLEY

MARCH 2, 1995

NCAA	1:43.52	GREG BURGESS	FLORIDA	1993
PAC-10	1:45.40	TRIP SEDLITZ	STANFORD	1993
QUALIFYING FOR NCAA AUTOMATIC	1:47.16			
QUALIFYING FOR NCAA CONSID.	1:50.37			

PLACE	NAME	YEAR	TEAM	TRIALS	FINAL
-------	------	------	------	--------	-------

CHAMPIONSHIP FINAL

1) WILKENS, TOM	FR STANFORD	1:47.11	1:47.61
:23.49 :50.90 1:21.69 1:47.61			
2) THOMSON, MATT	SO STANFORD	1:48.76	1:48.02
:24.03 :50.77 1:22.40 1:48.02			
3) ADDLEMAN, BRYAN	JR STANFORD	1:49.81	1:48.03
:23.60 :51.41 1:22.22 1:48.03			
4) MARTIN, MATT	SO STANFORD	1:50.11	1:49.66
:23.68 :51.28 1:24.21 1:49.66			
5) TIPPING, CLAY	SR STANFORD	1:49.64	1:50.17
:23.20 :51.09 1:24.14 1:50.17			
6) MYLAN, CHRIS	SO WASHINGTON	1:50.69	1:50.19
:24.72 :52.13 1:24.16 1:50.19			
7) TRINIDAD, PHIL	SO STANFORD	1:50.38	1:50.48
:25.28 :52.48 1:24.17 1:50.48			
8) NORDYKE, BRENT	SO WASHINGTON	1:51.24	1:51.29
:24.49 :52.88 1:24.87 1:51.29			

CONSOLATION FINAL

9) BARRETT, CASEY	SO USC	1:52.31	1:50.33
:23.90 :52.92 1:24.49 1:50.33			
10) GROTE, KURT	SR STANFORD	1:51.28	1:51.25
:24.47 :53.79 1:24.87 1:51.25			
11) STELLE, JASON	SR USC	1:52.94	1:51.69
:24.28 :51.72 1:24.47 1:51.69			
12) DRAGSTEN, JEFF	SO STANFORD	1:51.36	1:51.90
:24.46 :51.86 1:25.17 1:51.90			
13) TANER, UGUR	JR CALIFORNIA	1:52.36	1:52.34
:23.63 :51.37 1:26.91 1:52.34			

(CONTINUED ON NEXT PAGE)

EVENT: 3 MEN'S 200 YARDS INDIVIDUAL MEDLEY (CONTINUED)

14) GRAVROCK, CAM	SO WASHINGTON	1:52.24	1:52.96
:23.88	:53.06	1:26.29	1:52.96
15) KARLSSON, DANIEL	FR CALIFORNIA	1:52.01	1:52.99
:24.84	:53.24	1:26.24	1:52.99
16) LEER, CHRIS	JR WASHINGTON	1:53.21	1:54.12
:24.83	:54.52	1:27.01	1:54.12

BONUS FINAL

17) DIETRICH, TIM	FR WASHINGTON	1:53.74	1:52.78
:24.84	:53.93	1:25.71	1:52.78
18) SMITH, BEN	SR WASHINGTON	1:54.41	1:53.22
:25.14	:54.07	1:26.87	1:53.22
19) MERRELL, MIKE	SR USC	1:54.87	1:53.41
:24.20	:52.72	1:27.25	1:53.41
20) SHIFREN, NOLAN	SO ASU	1:55.05	1:53.84
:25.60	:54.77	1:27.03	1:53.84
21) CONLEY, SCOTT	SR ARIZONA	1:53.89	1:53.93
:24.55	:53.25	1:26.98	1:53.93
22) MC KEAN, RYAN	SR ARIZONA	1:54.06	1:54.67
:25.42	:55.88	1:27.79	1:54.67
23) RUSSELL, MATT	JR WASHINGTON	1:54.57	1:55.02
:25.27	:56.12	1:29.28	1:55.02
24) VONHARTITZSCH, STEF	SR ASU	1:55.52	1:56.32
:25.02	:54.70	1:28.27	1:56.32

1) WILKENS, TOM	FR STANFORD	1:47.11	1:52.36
:23.40	:50.67	1:20.93	1:47.11
2) THOMSON, MATT	SO STANFORD	1:48.76	1:52.61
:24.18	:50.78	1:22.75	1:48.76
3) TIPPINS, CLAY	SR STANFORD	1:49.64	1:52.94
:23.16	:50.87	1:23.94	1:49.64
4) ADDLEMAN, BRYAN	JR STANFORD	1:49.81	1:53.11
:24.00	:52.32	1:24.17	1:49.81
5) MARTIN, MATT	SO STANFORD	1:50.11	1:53.21
:24.16	:51.65	1:24.18	1:50.11
6) TRINIDAD, PHIL	SO STANFORD	1:50.38	1:53.74
:25.28	:52.71	1:24.13	1:50.38
7) MYLAN, CHRIS	SO WASHINGTON	1:50.69	1:53.89
:25.14	:52.34	1:24.49	1:50.69
8) NORDYKE, BRENT	SO WASHINGTON	1:51.24	1:53.98
:24.50	:53.42	1:25.05	1:51.24
9) GROTE, KURT	SR STANFORD	1:51.28	1:54.06
:24.31	:53.78	1:24.98	1:51.28
10) DRAGSTEN, JEFF	SO STANFORD	1:51.36	1:54.41
:24.48	:52.08	1:25.25	1:51.36
11) DUNCAN, RYAN	*SO UNDF-CALIFORNIA*	1:51.75	1:54.57
:24.80	:52.77	1:25.17	1:51.75
12) KARLSSON, DANIEL	FR CALIFORNIA	1:52.01	1:54.87
:24.82	:53.06	1:25.12	1:52.01
13) GRAVROCK, CAM	SO WASHINGTON	1:52.24	1:55.05
:23.67	:52.11	1:24.85	1:52.24
14) BARRETT, CASEY	SO USC	1:52.31	1:55.27
:24.27	:53.72	1:25.49	1:52.31
15) TANER, UGUR	JR CALIFORNIA	1:52.36	1:52.36
:23.53	:51.15	1:26.37	1:52.36
16) GALIC, DOMINIK	*FR UNDF-CALIFORNIA*	1:52.61	1:52.61
:24.29	:53.31	1:25.84	1:52.61
17) STELLE, JASON	SR USC	1:52.94	1:52.94
:24.51	:51.76	1:25.85	1:52.94
18) SHAPLEY, AARON	*SO UNDF-CALIFORNIA*	1:53.11	1:53.11
:24.88	:54.57	1:25.69	1:53.11
19) LEER, CHRIS	JR WASHINGTON	1:53.21	1:53.21
:24.45	:53.71	1:25.53	1:53.21
20) DIETRICH, TIM	FR WASHINGTON	1:53.74	1:53.74
:24.33	:53.92	1:26.49	1:53.74
21) CONLEY, SCOTT	SR ARIZONA	1:53.89	1:53.89
:24.71	:53.47	1:27.31	1:53.89
22) PICCININI, EDUARDO	*SR UNDF-ASU *	1:53.98	1:53.98
:23.45	:51.95	1:27.67	1:53.98
23) MC KEAN, RYAN	SR ARIZONA	1:54.06	1:54.06
:25.68	:54.55	1:26.96	1:54.06
24) SMITH, BEN	SR WASHINGTON	1:54.41	1:54.41
:24.64	:54.12	1:27.28	1:54.41
25) RUSSELL, MATT	JR WASHINGTON	1:54.57	1:54.57
:24.23	:54.02	1:27.46	1:54.57
26) MERRELL, MIKE	SR USC	1:54.87	1:54.87
:24.03	:52.86	1:28.00	1:54.87
27) SHIFREN, NOLAN	SO ASU	1:55.05	1:55.05
:25.75	:55.66	1:27.40	1:55.05
28) CROSSEN, ADAM	*SO UNDF-USC *	1:55.27	1:55.27
:25.31	:54.29	1:28.29	1:55.27

(CONTINUED ON NEXT PAGE)

EVENT: 3 MEN'S 200 YARDS INDIVIDUAL MEDLEY (CONTINUED)

29) VONHARTITZSCH, STEF SR ASU	1:55.52	36) CLARK, CHRIS JR WASHINGTON	1:57.66
:24.92 :54.36 1:27.30 1:55.52		:25.93 :55.19 1:29.55 1:57.66	
30) MATUSZAK, ERIC FR CALIFORNIA	1:55.74	37) JONSSON, MICAEL SR ASU	1:57.94
:24.81 :55.05 1:29.48 1:55.74		:24.83 :54.70 1:31.02 1:57.94	
31) MOTT, STEPHEN SO WASHINGTON	1:55.94	38) FRANCIS, BRAD SO USC	1:58.44
:24.96 :54.76 1:28.12 1:55.94		:23.88 :52.26 1:28.87 1:58.44	
32) FLIGHTNER, BARRY JR WASHINGTON	1:56.24	39) HODDER, JASON JR ARIZONA	1:58.88
:24.71 :54.20 1:28.66 1:56.24		:25.60 :56.54 1:29.39 1:58.88	
33) SMITH, TROY SO ARIZONA	1:56.36	40) TRUSSLER, ANDY SR USC	1:58.98
:25.19 :53.22 1:28.40 1:56.36		:24.98 :56.97 1:29.46 1:58.98	
34) WOOLARD, WHITNEY *SD UNDF-CALIFORNIA*	1:56.79	41) DELLEDONNE, MARIANO* UNDF-ASU *	1:59.72
:24.79 :53.38 1:29.46 1:56.79		:25.84 :55.97 1:31.86 1:59.72	
35) BELTRAN, JUAN FR ASU	1:56.93	42) GRAY, TREVER FR ARIZONA	2:00.04
:24.75 :55.63 1:29.11 1:56.93		:26.75 :54.23 1:32.04 2:00.04	

EVENT : 4 MEN'S 50 YARDS FREESTYLE

MARCH 2, 1995

NCAA	:19.14	DAVID FOX	ND CAROLINE ST	1993
FAC-10	:19.81	LEAMY/KURZA	UCLA	'82/90
QUALIFYING FOR NCAA AUTOMATIC	:19.88			
QUALIFYING FOR NCAA CONSID.	:20.47			

PLACE NAME YEAR TEAM TRIALS FINAL

CHAMPIONSHIP FINAL

1) CLAYPOOL, SCOTT	FR	STANFORD	:19.83	:19.83
2) HUEDEPHL, JOE	JR	STANFORD	:19.84	:19.88
3) DELGADO, FELIPE	SO	ASU	:20.12	:20.25
4) MUHAMMAD, SABIR K.	FR	STANFORD	:20.23	:20.27
5) RETTERER, BRIAN	SR	STANFORD	:20.27	:20.31
6) BERA, RICHARD	SR	ASU	:20.36	:20.49

CONSOLATION FINAL

9) OLSON, CHRIS	FR	STANFORD	:20.56	:20.53
10) CLARK, MIKE	SR	ARIZONA	:20.50	:20.66
11) DAVY, JON	SO	USC	:20.61	:20.71
12) KIME, CHAD	JR	USC	:20.65	:20.72
13) JONES, SCOTT	SO	STANFORD	:20.63	:20.78
14) DICKE, MARKUS	SO	CALIFORNIA	:20.66	:20.89

BONUS FINAL

17) CRAFT, BRIAN	JR	USC	:20.76	:20.59
18) ABERNETHY, ROBERT	JR	ARIZONA	:20.73	:20.71
19) ROTH, JUSTIN	FR	ARIZONA	:20.75	:20.80
20) DIEHL, ERIC	JR	STANFORD	:20.82	:20.83
21) GIZIOTIS, GEORGE	SR	CALIFORNIA	:20.78	:20.90
22) WICK, ABE	SO	ARIZONA	:20.69	:21.18

EXTRA FINAL

25) GODFREY, MARSHALL	SO	ASU	:21.13	:20.86
26) VARGAS, NELSON	JR	ASU	:20.96	:20.88
27) OWENS, JOSH	JR	WASHINGTON	:20.96	:20.91

(CONTINUED ON NEXT PAGE)

EVENT: 4 MEN'S 50 YARDS FREESTYLE

(CONTINUED)

28) STEEL, JOHN	SR USC	:20.95	:20.98
28) WILCOX, TOBY	FR ASU	:20.90	:20.98
30) KARAPETIAN, RAFFI	SO USC	:21.04	:21.29
1) CLAYPOOL, SCOTT	FR STANFORD	:19.83	
2) HUDEPOHL, JOE	JR STANFORD	:19.84	
3) DELGADO, FELIPE	SO ASU	:20.12	
4) MUHAMMAD, SABIR K.	FR STANFORD	:20.23	
5) RETTERER, BRIAN	SR STANFORD	:20.27	
6) BERA, RICHARD	SR ASU	:20.36	
7) CLARK, MIKE	SR ARIZONA	:20.50	
8) OLSON, CHRIS	FR STANFORD	:20.56	
9) DAVY, JON	SO USC	:20.61	
10) JONES, SCOTT	SO STANFORD	:20.63	
11) KIME, CHAD	JR USC	:20.65	
12) DICKE, MARKUS	SO CALIFORNIA	:20.66	
13) WICK, ABE	SO ARIZONA	:20.69	
14) ABERNETHY, ROBERT	JR ARIZONA	:20.73	
15) ROTH, JUSTIN	FR ARIZONA	:20.75	
16) CRAFT, BRIAN	JR USC	:20.76	
17) GIZIOTIS, GEORGE	SR CALIFORNIA	:20.78	
18) DIEHL, ERIC	JR STANFORD	:20.82	
19) CROME, JED	* UNDF-STANFORD *	:20.89	
20) WILCOX, TOBY	FR ASU	:20.90	
21) STEEL, JOHN	SR USC	:20.95	
22) OWENS, JOSH	JR WASHINGTON	:20.96	
22) VARGAS, NELSON	JR ASU	:20.96	
24) SMITH, ROBERT	*JR UNDF-ASU *	:20.97	
25) ERIKSSON, CARL	* UNDF-STANFORD *	:21.00	
26) JOHNSON, KENT	*SO UNDF-USC *	:21.03	
27) KARAPETIAN, RAFFI	SO USC	:21.04	
28) LAMPE, OLIVER	*SO UNDF-ARIZONA *	:21.05	
29) GODFREY, MARSHALL	SO ASU	:21.13	
30) WELLS, JIM	JR USC	:21.16	
31) COLLINS, KEVIN	*FR UNDF-ARIZONA *	:21.19	
32) SLADE, JUSTIN	JR ASU		:21.20
33) BROPHY, CHRIS	*SO UNDF-ARIZONA *		:21.21
34) LI, ART	SR USC		:21.23
35) WANIE, LEE	SR CALIFORNIA		:21.24
36) RUSSELL, MATT	JR WASHINGTON		:21.30
37) FAIRON, MARC	SR USC		:21.35
38) NETHERTON, DREW	* UNDF-USC *		:21.38
39) OROZCO, JASON	*SO UNDF-ARIZONA *		:21.39
40) ROBERTS, TODD	*JR UNDF-USC *		:21.41
41) SZYMANOWSKI, DAMON	FR CALIFORNIA		:21.41
41) NADECKI, CEZARY	SR ARIZONA		:21.41
43) MATTHEWS, BRIAN	JR ARIZONA		:21.45
44) CLOSE, JASON	SO WASHINGTON		:21.46
44) KRUSE, KYLE	JR WASHINGTON		:21.46
46) KRISTJANSSON, LOGI	ASU		:21.68
47) VASCONCELLOS, CITO	*SO UNDF-USC *		:21.87
48) PULLEN, ALEX	*FR UNDF-ARIZONA *		:21.93
49) PEPPER, MARTIN	JR ARIZONA		:21.93
50) BELTRAN, JUAN	*FR UNDF-ASU *		:22.05
51) MC CANN, PAT	SO ASU		:22.09
52) NADAL, MARK	SR WASHINGTON		:22.22
52) LARSON, GARY	SR USC		:22.22
54) TOWNE, JEFF	SR WASHINGTON		:22.31
55) DELLEDDONNE, MARIANO*	UNDF-ASU *		:22.42
56) BROCKMAN, CRAIG	SO ARIZONA		:22.43
57) WALKER, COLLIN	*FR UNDF-ASU *		:22.54
58) GRAY, TREVER	*FR UNDF-ARIZONA *		:22.57
59) SHIGEND, DUSTIN	SO WASHINGTON		:22.75
60) IVES, JASON	*FR UNDF-ASU *		:22.85
61) JONSSON, MICHAEL	*SR UNDF-ASU *		:23.73
62) KIDD, MIKE	JR ASU		:26.09

(CONTINUED ON NEXT PAGE)

EVENT : 6 MEN'S 400 YARDS MEDLEY RELAY ***** MARCH 2, 1995 *****

NCAA 3:08.39 STANFORD STANFORD 1992
 PAC-10 3:11.93 STANFORD STANFORD 1994

QUALIFYING FOR NCAA AUTOMATIC 3:14.06
 QUALIFYING FOR NCAA CONSID. 3:19.88

FINAL RESULTS TIMED FINALS

RANK	NAME	YEAR	TEAM	TIME						
1)	STANFORD "A"			3:10.50 **		STANFORD "C" UNOF *			3:20.17	EX
1)	RETTERER, BRIAN SR	:22.33	3) TIPPINS, CLAY SR	2:01.86	1) DRAGSTEN, JEFF SO	:24.21	3) CROWE, JED		2:09.16	
		:46.61		2:27.42		:49.96			2:36.06	
2)	GROTE, KURT SR	1:11.50	4) HUDEPOHL, JOE JR	2:48.02	2) TRINIDAD, PHIL SO	1:16.26	4) JONES, SCOTT SO		2:56.94	
		1:39.94		3:10.50		1:45.88			3:20.17	
**	PAC-10									
2)	ASU "A"			3:17.96		ARIZONA "B" UNOF *			3:21.60	EX
1)	KRISTJANSSON, LO	:24.81	3) PICCININI, EDUARS SR	2:08.90	1) COLLINS, KEVIN FR	:24.46	3) BROPHY, CHRIS SO		2:09.75	
		:50.69		2:34.38		:51.04			2:36.29	
2)	KIDD, MIKE JR	1:16.65	4) BERA, RICHARD SR	2:55.31	2) MC KEAN, RYAN SR	1:17.40	4) CLARK, MIKE SR		2:57.60	
		1:47.12		3:17.96		1:47.52			3:21.60	
3)	ARIZONA "A"			3:19.36		USC "B" UNOF *			3:24.23	EX
1)	NADECKI, CEZARY SR	:24.01	3) LAMPE, OLIVER SO	2:08.45	1) FRANCIS, BRAD SO	:24.76	3) LI, ART SR		2:11.75	
		:50.38		2:34.21		:51.12			2:38.27	
2)	ABERNETHY, ROBER JR	1:16.44	4) WICK, ABE SO	2:55.39	2) TRUSSLER, ANDY SR	1:18.03	4) ROBERTS, TODD JR		3:00.00	
		1:46.48		3:19.36		1:49.08			3:24.23	
4)	USC "A"			3:19.54		ARIZONA "C" UNOF *			3:24.92	EX
1)	STELLE, JASON SR	:24.68	3) MERRELL, MIKE SR	2:08.61	1) GRAY, TREVOR FR	:25.25	3) PEPPER, MARTIN JR		2:12.70	
		:50.21		2:34.61		:52.14			2:39.25	
2)	FAIRON, MARC SR	1:16.12	4) STEEL, JOHN SR	2:56.15	2) HODDER, JASON JR	1:19.23	4) ROTH, JUSTIN FR		3:00.75	
		1:45.88		3:19.54		1:49.87			3:24.92	
5)	CALIFORNIA "A"			3:19.70		ASU "B" UNOF *			3:25.73	EX
1)	SIKORA, BART FR	:24.85	3) HERRMANN, MARTINS SR	2:08.47	1) VARGAS, NELSON JR	:25.65	3) JONSSON, MICAEL SR		2:10.94	
		:50.55		2:34.17		:51.72			2:38.01	
2)	CLAYTOR, CHRISTIFR	1:16.52	4) DICKE, MARKUS SO	2:55.79	2) SHIFREN, NOLAN SO	1:18.00	4) WALKER, COLLIN FR		3:00.53	
		1:46.02		3:19.70		1:47.78			3:25.73	
6)	WASHINGTON "A"			3:23.95		USC "C" UNOF *			3:26.47	EX
1)	CLARK, CHRIS JR	:25.10	3) GRAVROCK, CAM SO	2:10.92	1) MITSUOKA, DAIZO SO	:25.79	3) VASCONCELLOS, CISO		2:14.42	
		:51.73		2:38.62		:52.38			2:40.80	
2)	LEER, CHRIS JR	1:17.90	4) RUSSELL, MATT JR	2:59.99	2) KARAPETIAN, RAFFSO	1:19.78	4) NETHERTON, DREW		3:01.84	
		1:47.98		3:23.95		1:51.98			3:26.47	
	STANFORD "B" UNOF *			3:17.26	EX	WASHINGTON "B" UNOF*			3:27.35	EX
1)	MARTIN, MATT SO	:24.01	3) MUHAMMAD, SABIR FR	2:06.59	1) NADAL, MARK SR	:25.09	3) TOWNE, JEFF SR		2:14.05	
		:48.76		2:32.76		:51.83			2:41.76	
2)	SALLES-CUNHA, ANFR	1:14.78	4) OLSON, CHRIS FR	2:53.77	2) KRUSE, KYLE JR	1:19.22	4) OWENS, JOSH JR		3:03.37	
		1:45.26		3:17.26		1:50.18			3:27.34	

(CONTINUED ON NEXT PAGE)

EVENT: 6 MEN'S 400 YARDS MEDLEY RELAY (CONTINUED)

ARIZONA "D" UNOF * 3:32.42 EX
 1) PULLEN, ALEX FR :24.61 3) MATTHEWS, BRIAN JR 2:15.61
 :51.11 2:45.46
 2) OROZCO, JASON SD 1:18.36 4) BROCKMAN, CRAIG SO 3:07.73
 1:50.87 3:32.42

EVENT : 7 MEN'S 200 YARDS MEDLEY RELAY ***** MARCH 3, 1995 *****

NCAA 1:25.88 STANFORD STANFORD 1992
 PAC-10 1:27.33 STANFORD STANFORD 1992
 QUALIFYING FOR NCAA AUTOMATIC 1:28.58
 QUALIFYING FOR NCAA CONSID. 1:31.23

FINAL RESULTS TIMED FINALS

RANK	NAME	YEAR	TEAM	TIME					
1)	STANFORD "A"			1:26.69 **	STANFORD "C" UNOF *				DISQUAL
1)	RETTNER, BRIAN SR	:21.95	3) MUHAMMAD, SABIR FR	1:07.14	1) DRAGSTEN, JEFF SO	:23.58	3) CROWE, JED		1:12.67
2)	GROTE, KURT SR	:46.36	4) CLAYPOOL, SCOTT FR	1:26.69	2) ERIKSSON, CARL	:50.08	4) LISCHKE, JON		DISQUAL
**	PAC-10								
2)	ASU "A"			1:30.38	STANFORD "B" UNOF *				1:30.11 EX
1)	PICCININI, EDUARSR	:22.77	3) DELGADO, ROBERT FR	1:10.97	1) MARTIN, MATT SO	:24.46	3) TIPPINS, CLAY SR		1:09.75
2)	KIDD, MIKE JR	:48.18	4) DELGADO, FELIPE SO	1:30.38	2) SALLES-CUNHA, ANFR	:47.96	4) OLSON, CHRIS FR		1:30.11
3)	USC "A"			1:30.69	USC "B" UNOF *				1:31.98 EX
1)	STELLE, JASON SR	:23.59	3) MERRELL, MIKE SR	1:10.86	1) WELLS, JIM JR	:24.00	3) FRANCIS, BRAD SO		1:12.27
2)	FAIRON, MARC SR	:48.94	4) DAVY, JON SO	1:30.69	2) TRUSSLER, ANDY SR	:49.99	4) KIME, CHAD JR		1:31.98
4)	ARIZONA "A"			1:30.76	USC "C" UNOF *				1:33.96 EX
1)	NADECKI, CEZARY SR	:23.53	3) PEPPER, MARTIN JR	1:10.69	1) MITSUOKA, DAIZO SO	:24.50	3) VASCONCELLOS, CISO		1:13.33
2)	ABERNETHY, ROBERJR	:48.64	4) CLARK, MIKE SR	1:30.76	2) KARAPETIAN, RAFFSO	:51.15	4) LI, ART SR		1:33.96
5)	CALIFORNIA "A"			1:31.56	ARIZONA "C" UNOF *				1:34.61 EX
1)	WANIE, LEE SR	:23.98	3) DUNCAN, RYAN SO	1:11.60	1) PULLEN, ALEX FR	:24.00	3) CONLEY, SCOTT SR		1:14.00
2)	SHAPLEY, AARON SO	:49.54	4) GIZIOTIS, GEORGESR	1:31.56	2) HODDER, JASON JR	:50.90	4) WICK, ABE SO		1:34.61
6)	WASHINGTON "A"			1:33.70	WASHINGTON "B" UNOF*				1:35.44 EX
1)	CLARK, CHRIS JR	:24.38	3) GRAVROCK, CAM SO	1:13.40	1) NADAL, MARK SR	:25.28	3) DIETRICH, TIM FR		1:14.66
2)	LEER, CHRIS JR	:50.52	4) OWENS, JOSH JR	1:33.70	2) SHIGENO, DUSTIN SO	:51.68	4) RUSSELL, MATT JR		1:35.44
	ARIZONA "B" UNOF *			DISQUAL	ARIZONA "D" UNOF *				1:36.15 EX
1)	COLLINS, KEVIN FR	:24.28	3) BROPHY, CHRIS SO	1:12.19	1) GRAY, TREVER FR	:25.12	3) MATTHEWS, BRIAN JR		1:15.56
2)	MC KEAN, RYAN SR	:50.19	4) LAMPE, OLIVER SO	DISQUAL	2) OROZCO, JASON SO	:51.98	4) ROTH, JUSTIN FR		1:36.15
	ASU "B" UNOF *			DISQUAL					
1)	KRISTJANSSON, LD	:24.62	3) SLADE, JUSTIN JR	1:12.99					
2)	SHIFREN, NOLAN SO	:50.55	4) GODFREY, MARSHALSO	DISQUAL					

(CONTINUED ON NEXT PAGE)

EVENT : 8 MEN'S 400 YARDS INDIVIDUAL MEDLEY ***** MARCH 3, 1995 *****

NCAA 3:40.84 GREG BURGESS FLORIDA 1994
 PAC-10 3:47.25 CHAS MORTON STANFORD 1992
 QUALIFYING FOR NCAA AUTOMATIC 3:50.23
 QUALIFYING FOR NCAA CONSID. 3:57.13

PLACE	NAME	YEAR	TEAM	TRIALS	FINAL
CHAMPIONSHIP FINAL					
1)	WILKENS, TOM	FR	STANFORD	3:48.29	3:49.63
	:24.34 :52.79	1:22.14	1:51.12		
	2:23.09 2:56.24	3:23.74	3:49.63		
2)	THOMSON, MATT	SO	STANFORD	3:52.56	3:50.64
	:25.10 :53.77	1:23.40	1:51.17		
	2:23.86 2:57.36	3:24.36	3:50.64		
3)	MYLAN, CHRIS	SO	WASHINGTON	3:53.23	3:51.52
	:25.43 :53.93	1:22.84	1:52.14		
	2:24.83 2:58.15	3:25.19	3:51.52		
4)	CARVIN, CHAD	JR	ARIZONA	3:56.00	3:53.20
	:25.50 :53.68	1:22.66	1:51.52		
	2:26.27 3:01.15	3:27.85	3:53.20		
5)	DUNCAN, RYAN	SO	CALIFORNIA	3:53.91	3:54.53
	:25.65 :54.68	1:23.65	1:53.03		
	2:26.08 2:59.08	3:27.04	3:54.53		
6)	BARRETT, CASEY	SO	USC	3:56.98	3:55.62
	:24.79 :52.69	1:24.06	1:54.29		
	2:28.20 3:01.51	3:29.68	3:55.62		
7)	NORDYKE, BRENT	SO	WASHINGTON	3:56.34	3:55.88
	:24.90 :53.21	1:23.94	1:54.19		
	2:27.22 3:00.45	3:28.80	3:55.88		
	KARLSSON, DANIEL	FR	CALIFORNIA	3:56.75	DISQUAL
	:25.54 :54.54	1:25.16	1:54.55		
	2:28.21 3:02.57	3:30.25	DISQUAL		

CONSOLATION FINAL

9)	DOLNIAK, GREG	FR	USC	3:57.08	3:53.72
	:25.14 :53.83	1:23.80	1:52.69		
	2:25.68 2:59.04	3:27.05	3:53.72		
10)	RADVANY, KEVIN	SO	STANFORD	3:57.08	3:54.63
	:25.45 :53.98	1:24.17	1:53.54		
	2:28.06 3:02.77	3:29.65	3:54.63		
11)	GALIC, DOMINIK	FR	CALIFORNIA	3:57.50	3:57.00
	:25.35 :53.56	1:24.77	1:54.60		
	2:28.16 3:02.70	3:30.43	3:57.00		
12)	SIKORA, BART	FR	CALIFORNIA	:00.00 **	3:57.15
	:25.55 :55.02	1:24.32	1:52.55		
	2:27.48 3:03.26	3:31.41	3:57.15		
13)	DE HART, GREG	SO	WASHINGTON	3:57.92	3:58.51
	:26.18 :55.16	1:25.70	1:54.91		
	2:30.47 3:05.91	3:32.76	3:58.51		
14)	SMITH, BEN	SR	WASHINGTON	4:02.00	4:00.03
	:26.10 :55.54	1:26.79	1:57.13		
	2:30.87 3:04.71	3:32.43	4:00.03		

(CONTINUED ON NEXT PAGE)

EVENT: 8 MEN'S 400 YARDS INDIVIDUAL MEDLEY (CONTINUED)

15) DIVELBESS, KEN	FR WASHINGTON	4:07.89	4:08.12
:26.71	:57.08	1:28.44	1:58.79
2:34.07	3:10.47	3:39.95	4:08.12
16) DYKSTRA, JOE	FR WASHINGTON	4:08.01	4:10.03
:26.21	:56.57	1:27.60	1:59.09
2:34.78	3:11.61	3:41.02	4:10.03
BONUS FINAL			
17) SMITH, TROY	SO ARIZONA	4:08.44	4:03.87
:25.66	:54.85	1:24.84	1:54.82
2:30.33	3:06.88	3:35.25	4:03.87
18) HANSON, GEOFF	SO ARIZONA	4:08.55	4:06.94
:26.03	:55.41	1:26.20	1:56.41
2:34.09	3:12.21	3:40.12	4:06.94
19) STOCEK, DARREN	JR ASU	4:12.53	4:10.34
:27.72	:58.26	1:30.91	2:02.62
2:38.60	3:14.52	3:42.90	4:10.34
1) WILKENS, TOM	FR STANFORD	3:48.29	
:24.57	:53.37	1:22.73	1:51.59
2:23.04	2:55.26	3:22.51	3:48.29
2) THOMSON, MATT	SO STANFORD	3:52.56	
:24.97	:53.50	1:22.75	1:51.02
2:24.41	2:58.30	3:25.78	3:52.56
3) MYLAN, CHRIS	SO WASHINGTON	3:53.23	
:25.68	:53.89	1:23.26	1:52.65
2:25.78	2:59.25	3:26.47	3:53.23
4) DUNCAN, RYAN	SO CALIFORNIA	3:53.91	
:25.64	:54.56	1:24.03	1:53.27
2:26.08	2:58.56	3:27.10	3:53.91
5) CARVIN, CHAD	JR ARIZONA	3:56.00	
:25.77	:54.45	1:23.72	1:53.03
2:28.32	3:03.73	3:30.59	3:56.00
6) NORDYKE, BRENT	SO WASHINGTON	3:56.34	
:25.60	:54.29	1:24.88	1:55.20
2:28.42	3:01.47	3:29.75	3:56.34
7) KARLSSON, DANIEL	FR CALIFORNIA	3:56.75	
:25.63	:54.80	1:25.26	1:54.62
2:28.03	3:01.98	3:30.00	3:56.75
8) BARRETT, CASEY	SO USC	3:56.98	
:24.77	:52.87	1:23.97	1:53.86
2:27.04	3:00.94	3:29.96	3:56.98
9) DOLNIAK, GREG	FR USC	3:57.08	
:26.27	:55.45	1:25.35	1:54.73
2:28.31	3:02.67	3:30.88	3:57.08
9) RADVANY, KEVIN	SO STANFORD	3:57.08	
:25.05	:53.81	1:24.14	1:53.82
2:29.03	3:04.14	3:32.19	3:57.08
11) GALIC, DOMINIK	FR CALIFORNIA		3:57.50
:25.08	:53.30	1:24.30	1:54.69
2:28.34	3:02.79	3:30.64	3:57.50
12) DE HART, GREG	SO WASHINGTON		3:57.92
:26.16	:55.81	1:26.00	1:54.98
2:30.50	3:05.76	3:32.63	3:57.92
13) SMITH, BEN	SR WASHINGTON		4:02.00
:26.14	:55.62	1:27.48	1:58.06
2:32.38	3:07.05	3:34.64	4:02.00
14) DIVELBESS, KEN	FR WASHINGTON		4:07.89
:25.79	:55.25	1:26.74	1:57.87
2:33.12	3:08.93	3:38.91	4:07.89
15) DYKSTRA, JOE	FR WASHINGTON		4:08.01
:26.42	:56.12	1:27.40	1:58.55
2:33.92	3:10.66	3:39.68	4:08.01
16) SMITH, TROY	SO ARIZONA		4:08.44
:26.50	:56.62	1:26.48	1:57.00
2:33.03	3:10.78	3:39.96	4:08.44
17) HANSON, GEOFF	SO ARIZONA		4:08.55
:26.22	:55.99	1:27.92	1:58.65
2:36.28	3:13.95	3:41.93	4:08.55
18) CROSSEN, ADAM	*SO UNDF-USC	*	4:11.32
:26.41	:55.93	1:27.88	1:59.40
2:36.27	3:13.31	3:42.67	4:11.32
19) STOCEK, DARREN	JR ASU		4:12.53
:27.54	:58.00	1:30.96	2:02.23
2:39.32	3:16.02	3:44.99	4:12.53

(CONTINUED ON NEXT PAGE)

EVENT : 9 MEN'S 100 YARDS BUTTERFLY

MARCH 3, 1995

NCAA :46.26 PABLO MORALES STANFORD 1986
PAC-10 :46.99 SETH PEPPER ARIZONA 1992
QUALIFYING FOR NCAA AUTOMATIC :48.12
QUALIFYING FOR NCAA CONSID. :49.56

PLACE	NAME	YEAR	TEAM	TRIALS	FINAL
CHAMPIONSHIP FINAL					
1)	MUHAMMAD, SABIR K.	FR	STANFORD	:47.74	:47.60
	:21.89			:47.60	
2)	PICCININI, EDUARDO	SR	ASU	:47.92	:47.93
	:22.63			:47.93	
3)	ADDLEMAN, BRYAN	JR	STANFORD	:48.25	:48.06
	:22.65			:48.06	
4)	LAMPE, OLIVER	SO	ARIZONA	:49.01	:48.44
	:23.03			:48.44	
5)	HERRMANN, MARTIN	SR	CALIFORNIA	:48.74	:48.67
	:22.88			:48.67	
6)	CRAFT, BRIAN	JR	USC	:48.71	:48.91
	:22.55			:48.91	
7)	TIPPINS, CLAY	SR	STANFORD	:48.73	:49.17
	:22.65			:49.17	
8)	PEPPER, MARTIN	JR	ARIZONA	:49.31	:49.32
	:23.00			:49.32	
CONSOLATION FINAL					
9)	MERRELL, MIKE	SR	USC	:49.37	:49.06
	:23.23			:49.06	
10)	BROPHY, CHRIS	SO	ARIZONA	:49.42	:49.07
	:23.02			:49.07	
11)	KIME, CHAD	JR	USC	:49.90	:49.35
	:23.18			:49.35	
12)	LI, ART	SR	USC	:49.83	:49.55
	:23.11			:49.55	
13)	SLADE, JUSTIN	JR	ASU	:49.89	:49.98
	:23.33			:49.98	
14)	FRANCIS, BRAD	SO	USC	:49.77	:50.21
	:23.29			:50.21	
15)	DELGADO, ROBERT	FR	ASU	:49.93	:50.32
	:23.27			:50.32	
16)	DICKE, MARKUS	SO	CALIFORNIA	:49.97	:50.62
	:23.26			:50.62	
BONUS FINAL					
17)	GRAVROCK, CAM	SO	WASHINGTON	:50.50	:50.33
	:23.53			:50.33	
18)	WILCOX, TOBY	FR	ASU	:51.28	:50.59
	:23.64			:50.59	
19)	CONLEY, SCOTT	SR	ARIZONA	:50.92	:50.60
	:23.80			:50.60	
20)	JONSSON, MICHAEL	SR	ASU	:51.36	:50.96
	:23.77			:50.96	

(CONTINUED ON NEXT PAGE)

EVENT: 9 MEN'S 100 YARDS BUTTERFLY

(CONTINUED)

21) COLLINS, KEVIN	FR ARIZONA	:50.41	:51.09		
	:23.80 :51.09				
22) DIETRICH, TIM	FR WASHINGTON	:51.06	:51.18		
	:24.12 :51.18				
23) MC CANN, PAT	SO ASU	:50.73	:51.33		
	:24.15 :51.33				
GIZIOTIS, GEORGE	SR CALIFORNIA	:50.75	DISQUAL		
	:00.00 DISQUAL				
1) MUHAMMAD, SABIR K.	FR STANFORD	:47.74		18) VASCONCELLOS, CITO	*SO UNDF-USC * :50.05
	:22.36 :47.74				:23.04 :50.05
2) PICCININI, EDUARDO	SR ASU	:47.92		19) JULIAN, JEFF	*SO UNDF-USC * :50.07
	:22.41 :47.92				:23.61 :50.07
3) ADDLEMAN, BRYAN	JR STANFORD	:48.25		20) COLLINS, KEVIN	FR ARIZONA :50.41
	:22.72 :48.25				:23.75 :50.41
4) CRAFT, BRIAN	JR USC	:48.71		21) GRAVROCK, CAM	SO WASHINGTON :50.50
	:22.30 :48.71				:23.23 :50.50
5) TIPPINS, CLAY	SR STANFORD	:48.73		22) MC CANN, PAT	SO ASU :50.73
	:22.73 :48.73				:23.81 :50.73
6) HERRMANN, MARTIN	SR CALIFORNIA	:48.74		23) GIZIOTIS, GEORGE	SR CALIFORNIA :50.75
	:22.94 :48.74				:23.57 :50.75
7) LAMPE, OLIVER	SO ARIZONA	:49.01		24) CONLEY, SCOTT	SR ARIZONA :50.92
	:22.96 :49.01				:23.97 :50.92
8) PEPPER, MARTIN	JR ARIZONA	:49.31		25) DIETRICH, TIM	FR WASHINGTON :51.06
	:22.80 :49.31				:23.84 :51.06
9) MERRELL, MIKE	SR USC	:49.37		26) WILCOX, TOBY	FR ASU :51.28
	:23.25 :49.37				:23.94 :51.28
10) BROPHY, CHRIS	SO ARIZONA	:49.42		27) BARRETT, CASEY	*SO UNDF-USC * :51.34
	:23.03 :49.42				:24.56 :51.34
11) CROWE, JED	* UNDF-STANFORD *	:49.64		28) JONSSON, MICAEL	SR ASU :51.36
	:23.21 :49.64				:24.54 :51.36
12) FRANCIS, BRAD	SO USC	:49.77		29) MITSUOKA, DAIZO	SO USC :51.69
	:23.37 :49.77				:24.55 :51.69
13) LI, ART	SR USC	:49.83		30) FLIGHTNER, BARRY	JR WASHINGTON :51.71
	:23.23 :49.83				:23.94 :51.71
14) SLADE, JUSTIN	JR ASU	:49.89		31) TOWNE, JEFF	SR WASHINGTON :51.92
	:23.52 :49.89				:24.33 :51.92
15) KIME, CHAD	JR USC	:49.90		32) OROZCO, JASON	*SO UNDF-ARIZONA * :52.71
	:23.64 :49.90				:24.01 :52.71
16) DELGADO, ROBERT	FR ASU	:49.93		33) ROTH, JUSTIN	FR ARIZONA :54.41
	:23.45 :49.93				:24.35 :54.41
17) DICKE, MARKUS	SO CALIFORNIA	:49.97		34) HODDER, JASON	*JR UNDF-ARIZONA * :55.00
	:23.00 :49.97				:25.41 :55.00

(CONTINUED ON NEXT PAGE)

EVENT : 10 MEN'S 200 YARDS FREESTYLE

MARCH 3, 1995 *****

NCAA 1:33.03 MATT BIONDI CALIFORNIA 1987
PAC-10 1:35.05 JOE HUDEPOHL STANFORD 1993
QUALIFYING FOR NCAA AUTOMATIC 1:36.39
QUALIFYING FOR NCAA CONSID. 1:39.28

PLACE	NAME	YEAR	TEAM	TRIALS	FINAL
CHAMPIONSHIP FINAL					
1)	HUDEPOHL, JOE	JR	STANFORD	1:35.76	1:35.31
	:22.58 :46.95	1:11.29	1:35.31		
2)	KANNER, DAN	SR	STANFORD	1:36.36	1:36.84
	:22.99 :47.63	1:12.23	1:36.84		
3)	SMITH, ROBERT	JR	ASU	1:37.75	1:37.48
	:23.01 :47.99	1:12.99	1:37.48		
4)	JONES, SCOTT	SO	STANFORD	1:37.74	1:37.71
	:22.78 :47.42	1:12.23	1:37.71		
5)	GRODZKI, ADAM	SO	ARIZONA	1:38.05	1:37.75
	:23.06 :47.83	1:12.97	1:37.75		
6)	CLAYPOOL, SCOTT	FR	STANFORD	1:38.65	1:38.01
	:22.68 :47.41	1:12.46	1:38.01		
7)	GAGNER, SCOTT	JR	STANFORD	1:38.46	1:38.33
	:23.10 :48.00	1:13.33	1:38.33		
8)	DIEHL, ERIC	JR	STANFORD	1:38.59	1:38.87
	:22.86 :48.01	1:13.62	1:38.87		
CONSOLATION FINAL					
9)	BERA, RICHARD	SR	ASU	1:38.96	1:38.42
	:23.63 :49.07	1:13.85	1:38.42		
10)	TANER, UGUR	JR	CALIFORNIA	1:41.72	1:38.56
	:23.07 :47.81	1:12.84	1:38.56		
11)	MELLEY, MIKE	SO	ASU	1:39.25	1:39.19
	:23.94 :48.09	1:14.04	1:39.19		
12)	VARGAS, NELSON	JR	ASU	1:39.79	1:40.05
	:23.90 :49.63	1:14.93	1:40.05		
13)	STEEL, JOHN	SR	USC	1:40.92	1:40.40
	:23.55 :49.16	1:14.93	1:40.40		
14)	DELGADO, FELIPE	SO	ASU	1:40.01	1:40.52
	:24.36 :50.39	1:15.62	1:40.52		
15)	JULIAN, JEFF	SO	USC	1:41.06	1:40.70
	:24.01 :49.67	1:15.32	1:40.70		
16)	JOHNSON, KENT	SO	USC	1:39.23	1:41.13
	:24.09 :49.61	1:14.92	1:41.13		
BONUS FINAL					
17)	HARMON, CASEY	SO	STANFORD	1:41.89	1:40.68
	:23.89 :49.69	1:15.42	1:40.68		
18)	ILIKA, JOSH	FR	USC	1:41.99	1:41.03
	:24.07 :50.04	1:15.77	1:41.03		
19)	OLSON, CHRIS	FR	STANFORD	1:42.44	1:41.28
	:23.46 :48.98	1:14.95	1:41.28		
20)	MATUSZAK, ERIC	FR	CALIFORNIA	1:42.20	1:41.60
	:23.98 :50.10	1:16.18	1:41.60		

(CONTINUED ON NEXT PAGE)

EVENT: 10 MEN'S 200 YARDS FREESTYLE

(CONTINUED)

21) BROCKMAN, CRAIG	SO ARIZONA	1:43.44	1:42.72
:24.17	:49.98 1:16.32	1:42.72	
22) MECA, DAVE	SO USC	1:44.53	1:43.14
:24.62	:51.05 1:17.47	1:43.14	
23) SZYMANOWSKI, DAMON	FR CALIFORNIA	1:43.79	1:43.46
:23.98	:50.66 1:17.09	1:43.46	
CLARK, MIKE	SR ARIZONA	1:44.28	DISQUAL
:00.00	:00.00 :00.00	DISQUAL	
1) HUDEPOHL, JOE	JR STANFORD	1:35.76	
:22.56	:46.70 1:11.19	1:35.76	
2) KANNER, DAN	SR STANFORD	1:36.36	
:22.90	:47.19 1:11.69	1:36.36	
3) JONES, SCOTT	SO STANFORD	1:37.74	
:23.29	:47.67 1:12.32	1:37.74	
4) SMITH, ROBERT	JR ASU	1:37.75	
:23.26	:48.10 1:12.80	1:37.75	
5) GRODZKI, ADAM	SO ARIZONA	1:38.05	
:23.21	:48.06 1:13.06	1:38.05	
6) GAGNER, SCOTT	JR STANFORD	1:38.46	
:23.40	:48.41 1:13.50	1:38.46	
7) DIEHL, ERIC	JR STANFORD	1:38.59	
:22.91	:47.24 1:12.35	1:38.59	
8) CLAYPOOL, SCOTT	FR STANFORD	1:38.65	
:23.49	:48.56 1:13.34	1:38.65	
9) BERA, RICHARD	SR ASU	1:38.96	
:23.89	:49.01 1:13.86	1:38.96	
10) JOHNSON, KENT	SO USC	1:39.23	
:23.77	:48.90 1:14.05	1:39.23	
11) MELLE, MIKE	SO ASU	1:39.25	
:23.88	:48.63 1:13.95	1:39.25	
12) VARGAS, NELSON	JR ASU	1:39.79	
:23.53	:48.72 1:14.09	1:39.79	
13) DELGADO, FELIPE	SO ASU	1:40.01	
:23.37	:49.05 1:14.63	1:40.01	
14) CARVIN, CHAD	*JR UNOF-ARIZONA	* 1:40.42	
:23.80	:49.36 1:15.36	1:40.42	
15) STEEL, JOHN	SR USC	1:40.92	
:23.81	:49.32 1:15.16	1:40.92	
16) ROBERTS, TODD	*JR UNOF-USC	* 1:40.98	
:23.60	:48.79 1:14.95	1:40.98	
17) JULIAN, JEFF	SO USC	1:41.06	
:24.07	:49.67 1:15.34	1:41.06	
18) ERIKSSON, CARL	* UNOF-STANFORD	* 1:41.07	
:24.02	:49.68 1:15.40	1:41.07	
19) TANER, UGUR	JR CALIFORNIA	1:41.72	
:23.62	:49.25 1:14.90	1:41.72	
20) HARMON, CASEY	SO STANFORD	1:41.89	
:23.66	:49.23 1:15.19	1:41.89	
21) ILIKA, JOSH	FR USC	1:41.99	
:24.21	:49.78 1:15.93	1:41.99	
22) MATUSZAK, ERIC	FR CALIFORNIA	1:42.20	
:23.85	:49.68 1:16.02	1:42.20	
23) OLSON, CHRIS	FR STANFORD	1:42.44	
:22.88	:48.51 1:15.00	1:42.44	
24) BROCKMAN, CRAIG	SO ARIZONA	1:43.44	
:24.04	:50.00 1:16.68	1:43.44	
25) HANSON, GEOFF	*SO UNOF-ARIZONA	* 1:43.50	
:24.53	:50.53 1:17.01	1:43.50	
26) SZYMANOWSKI, DAMON	FR CALIFORNIA	1:43.79	
:24.70	:51.21 1:17.72	1:43.79	
27) CLARK, MIKE	SR ARIZONA	1:44.28	
:24.63	:51.16 1:16.95	1:44.28	
28) MUTER, MALCOM	*FR UNOF-ARIZONA	* 1:44.49	
:24.84	:51.22 1:18.31	1:44.49	
29) MECA, DAVE	SO USC	1:44.53	
:24.93	:51.58 1:18.27	1:44.53	
30) WICK, ABE	SO ARIZONA	1:45.71	
:23.70	:50.18 1:17.32	1:45.71	
31) LISCHKE, JON	* UNOF-STANFORD	* 1:46.36	
:25.02	:52.05 1:19.50	1:46.36	
32) WALKER, COLLIN	*FR UNOF-ASU	* 1:46.61	
:25.24	:51.58 1:18.93	1:46.61	
33) GODFREY, MARSHALL	SO ASU	1:50.49	
:24.67	:52.20 1:21.17	1:50.49	
34) IVES, JASON	*FR UNOF-ASU	* 1:52.07	
:24.71	:51.81 1:20.79	1:52.07	
35) LI, ART	*SR UNOF-USC	* 1:53.42	
:25.68	:54.39 1:24.48	1:53.42	

(CONTINUED ON NEXT PAGE)

EVENT : 11 MEN'S 100 YARDS BREASTSTROKE

MARCH 3, 1995

NCAA :52.48 STEVE LUNDQUIST SMU 1983
 PAC-10 :53.89 JOHN MOFFETT STANFORD 1985
 QUALIFYING FOR NCAA AUTOMATIC :55.07
 QUALIFYING FOR NCAA CONSID. :56.72

PLACE	NAME	YEAR	TEAM	TRIALS	FINAL
CHAMPIONSHIP FINAL					
1)	GROTE, KURT	SR	STANFORD	:54.25	:54.12
	:25.60				:54.12
2)	CLAYTOR, CHRISTIAN	FR	CALIFORNIA	:56.45	:56.01
	:26.44				:56.01
3)	KIDD, MIKE	JR	ASU	:56.24	:56.07
	:26.30				:56.07
4)	SHAPLEY, AARON	SO	CALIFORNIA	:55.99	:56.10
	:26.81				:56.10
5)	ADDLEMAN, BRYAN	JR	STANFORD	:56.43	:56.19
	:26.49				:56.19
6)	FAIRON, MARC	SR	USC	:56.61	:56.78
	:26.77				:56.78
7)	SHIGENO, DUSTIN	SO	WASHINGTON	:57.45	:57.15
	:26.97				:57.15
8)	LEER, CHRIS	JR	WASHINGTON	:57.08	:57.69
	:26.97				:57.69
CONSOLATION FINAL					
9)	ABERNETHY, ROBERT	JR	ARIZONA	:57.50	:56.58
	:26.44				:56.58
10)	MOTT, STEPHEN	SO	WASHINGTON	:57.49	:57.43
	:27.21				:57.43
11)	MC KEAN, RYAN	SR	ARIZONA	:58.16	:57.56
	:27.07				:57.56
12)	SHIFREN, NOLAN	SO	ASU	:57.46	:57.96
	:27.35				:57.96
13)	TRUSSLER, ANDY	SR	USC	:58.11	:58.04
	:27.78				:58.04
14)	KRUSE, KYLE	JR	WASHINGTON	:58.30	:58.28
	:27.54				:58.28
15)	HODDER, JASON	JR	ARIZONA	:58.98	:58.52
	:27.96				:58.52
16)	VONHARTITZSCH, STEF	SR	ASU	:58.75	:58.55
	:27.43				:58.55
BONUS FINAL					
17)	BELTRAN, JUAN	FR	ASU	:59.57	:59.40
	:28.22				:59.40
18)	CLOSE, JASON	SO	WASHINGTON	1:01.20	1:02.03
	:28.93				1:02.03

(CONTINUED ON NEXT PAGE)

EVENT: 11 MEN'S 100 YARDS BREASTSTROKE

(CONTINUED)

1) GROTE, KURT	SR	STANFORD	:54.25	12) ABERNETHY, ROBERT	JR	ARIZONA	:57.50
:25.89	:54.25			:27.00	:57.50		
2) SHAPLEY, AARON	SO	CALIFORNIA	:55.99	13) TRUSSLER, ANDY	SR	USC	:58.11
:26.83	:55.99			:27.84	:58.11		
3) KIDD, MIKE	JR	ASU	:56.24	14) MC KEAN, RYAN	SR	ARIZONA	:58.16
:26.41	:56.24			:27.35	:58.16		
4) ADDLEMAN, BRYAN	JR	STANFORD	:56.43	15) KRUSE, KYLE	JR	WASHINGTON	:58.30
:26.62	:56.43			:27.34	:58.30		
5) CLAYTOR, CHRISTIAN	FR	CALIFORNIA	:56.45	16) VONHARTITZSCH, STEF	SR	ASU	:58.75
:26.81	:56.45			:27.47	:58.75		
6) SALLES-CUNHA, ANDRE*FR	UNOF*	STANFORD *	:56.46	17) HODDER, JASON	JR	ARIZONA	:58.98
:26.80	:56.46			:28.09	:58.98		
7) FAIRON, MARC	SR	USC	:56.61	18) BELTRAN, JUAN	FR	ASU	:59.57
:27.19	:56.61			:28.39	:59.57		
8) LEER, CHRIS	JR	WASHINGTON	:57.08	19) ORZCO, JASON	*SO	UNOF-ARIZONA *	1:00.38
:27.19	:57.08			:28.72	1:00.38		
9) SHIGENO, DUSTIN	SO	WASHINGTON	:57.45	20) CLOSE, JASON	SO	WASHINGTON	1:01.20
:27.26	:57.45			:29.04	1:01.20		
10) SHIFREN, NOLAN	SO	ASU	:57.46	KARAPETIAN, RAFFI	SO	USC	DISQUAL
:27.37	:57.46			:00.00	DISQUAL		
11) MOTT, STEPHEN	SO	WASHINGTON	:57.49				
:27.37	:57.49						

EVENT : 12 MEN'S 100 YARDS BACKSTROKE

MARCH 3, 1995

NCAA	:46.07	BRIAN RETTERER	STANFORD	1994
PAC-10	:46.50	BRIAN RETTERER	STANFORD	1992
QUALIFYING FOR NCAA AUTOMATIC	:47.97			
QUALIFYING FOR NCAA CONSID.	:49.40			

PLACE	NAME	YEAR	TEAM	TRIALS	FINAL
CHAMPIONSHIP FINAL					
1)	RETTERER, BRIAN	SR	STANFORD	:48.05	:46.82
	:22.77	:46.82			
2)	MUHAMMAD, SABIR K.	FR	STANFORD	:48.81	:48.86
	:23.56	:48.86			
3)	MARTIN, MATT	SO	STANFORD	:50.24	:49.17
	:24.11	:49.17			
4)	STELLE, JASON	SR	USC	:50.53	:49.44
	:24.19	:49.44			
5)	DRAGSTEN, JEFF	SO	STANFORD	:50.03	:49.76
	:24.16	:49.76			
6)	WELLS, JIM	JR	USC	:50.56	:50.94
	:24.94	:50.94			
7)	PICININI, EDUARDO	SR	ASU	:50.32	:51.09
	:24.97	:51.09			
8)	TRINIDAD, PHIL	SO	STANFORD	:50.78	:51.12
	:24.65	:51.12			

(CONTINUED ON NEXT PAGE)

CONSOLATION FINAL

9) WANIE, LEE	SR CALIFORNIA	:50.98	:50.49
		:24.72	:50.49
10) NADECKI, CEZARY	SR ARIZONA	:50.98	:50.81
		:24.80	:50.81
11) KRISTJANSSON, LOGI	ASU	:50.91	:50.88
		:24.90	:50.88
12) WOOLARD, WHITNEY	SO CALIFORNIA	:51.25	:51.18
		:24.83	:51.18
13) CLARK, CHRIS	JR WASHINGTON	:51.40	:51.45
		:25.47	:51.45
14) NADAL, MARK	SR WASHINGTON	:51.96	:52.14
		:25.31	:52.14
15) MITSUOKA, DAIZO	SO USC	:52.08	:52.86
		:25.71	:52.86
16) COLLINS, KEVIN	FR ARIZONA	:51.09	:53.37
		:25.72	:53.37

BONUS FINAL

17) BROPHY, CHRIS	SO ARIZONA	:52.29	:51.11
		:24.76	:51.11
18) OWENS, JOSH	JR WASHINGTON	:52.62	:52.23
		:25.21	:52.23
19) GRAY, TREVER	FR ARIZONA	:52.35	:52.51
		:25.77	:52.51
20) PEPPER, MARTIN	JR ARIZONA	:52.95	:53.11
		:25.68	:53.11
21) DIVELBESS, KEN	FR WASHINGTON	:53.04	:53.13
		:25.57	:53.13
22) MATTHEWS, BRIAN	JR ARIZONA	:56.97	:56.68
		:27.50	:56.68

1) RETTERER, BRIAN	SR STANFORD	:48.05		10) NADECKI, CEZARY	SR ARIZONA	:50.98	
		:24.00	:48.05			:24.72	:50.98
2) MUHAMMAD, SABIR K.	FR STANFORD	:48.81		12) COLLINS, KEVIN	FR ARIZONA	:51.09	
		:23.65	:48.81			:24.66	:51.09
3) DRAGSTEN, JEFF	SO STANFORD	:50.03		13) WOOLARD, WHITNEY	SO CALIFORNIA	:51.25	
		:24.12	:50.03			:24.82	:51.25
4) MARTIN, MATT	SO STANFORD	:50.24		14) CLARK, CHRIS	JR WASHINGTON	:51.40	
		:24.82	:50.24			:25.30	:51.40
5) PICCININI, EDUARDO	SR ASU	:50.32		15) PULLEN, ALEX	*FR UNDF-ARIZONA *	:51.58	
		:24.57	:50.32			:24.85	:51.58
6) STELLE, JASON	SR USC	:50.53		16) NADAL, MARK	SR WASHINGTON	:51.96	
		:24.61	:50.53			:25.44	:51.96
7) WELLS, JIM	JR USC	:50.56		17) MITSUOKA, DAIZO	SO USC	:52.08	
		:24.76	:50.56			:25.31	:52.08
8) TRINIDAD, PHIL	SO STANFORD	:50.78		18) BROPHY, CHRIS	SO ARIZONA	:52.29	
		:24.30	:50.78			:25.21	:52.29
9) KRISTJANSSON, LOGI	ASU	:50.91		19) GRAY, TREVER	FR ARIZONA	:52.35	
		:25.29	:50.91			:25.44	:52.35
10) WANIE, LEE	SR CALIFORNIA	:50.98		20) OWENS, JOSH	JR WASHINGTON	:52.62	
		:24.80	:50.98			:25.27	:52.62

(CONTINUED ON NEXT PAGE)

EVENT: 12 MEN'S 100 YARDS BACKSTROKE

(CONTINUED)

21) PEPPER, MARTIN JR ARIZONA	:52.95	24) DELLEDONNE, MARIANO* UNDF-ASU	* :54.27
:25.87 :52.95		:26.67 :54.27	
22) SMITH, TROY *SD UNDF-ARIZONA *	:53.02	25) MATTHEWS, BRIAN JR ARIZONA	:56.97
:26.13 :53.02		:27.51 :56.97	
23) DIVELBESS, KEN FR WASHINGTON	:53.04		
:25.62 :53.04			

EVENT : 14 MEN'S 800 YARDS FREESTYLE RELAY

MARCH 3, 1995

NCAA	6:21.29	FLORIDA	FLORIDA	1984
PAC-10	6:26.68	CALIFORNIA	CALIFORNIA	1983
QUALIFYING FOR NCAA AUTOMATIC	6:28.47			
QUALIFYING FOR NCAA CONSID.	6:40.12			

FINAL RESULTS TIMED FINALS

RANK	NAME	YEAR	TEAM	TIME												
1)	STANFORD "A"			6:28.14	4)	CALIFORNIA "A"			6:36.34							
1)	KANNER, DAN	SR		:22.64	3)	GAGNER, SCOTT JR	3:37.19	1)	GIZIOTIS, GEORGESR	:23.33	3)	SIKORA, BART	FR	3:40.31		
				:46.72			4:02.12			:48.26				4:05.89		
				1:11.58			4:27.50			1:14.08				4:32.45		
				1:36.74			4:52.18			1:39.92				4:58.92		
2)	DIEHL, ERIC	JR		1:59.13	4)	HUDEPOHL, JOE JR	5:14.23	2)	HERRMANN, MARTINSR	2:02.12	4)	TANER, UGUR	JR	5:20.99		
				2:24.11			5:38.97			2:27.04				5:45.43		
				2:49.85			6:04.08			2:52.27				6:10.53		
				3:14.88			6:28.14			3:17.42				6:36.34		
2)	ASU "A"			6:32.58	5)	USC "A"				6:42.58						
1)	SMITH, ROBERT	JR		:22.95	3)	MELLEY, MIKE	SD	3:38.41	1)	DOLNIAK, GREG	FR	:23.56	3)	JULIAN, JEFF	SD	3:42.21
				:47.84				4:03.40				:48.40				4:07.66
				1:13.13				4:28.64				1:13.80				4:33.90
				1:37.72				4:53.47				1:39.31				4:59.84
2)	BERA, RICHARD	SR		2:00.08	4)	VARGAS, NELSON	JR	5:16.10	2)	STEEL, JOHN	SR	2:02.20	4)	JOHNSON, KENT	SD	5:22.53
				2:24.99				5:40.92				2:27.60				5:48.38
				2:50.34				6:06.40				2:53.64				6:15.34
				3:15.16				6:32.58				3:19.27				6:42.58
3)	ARIZONA "A"			6:36.23	6)	WASHINGTON "A"				6:45.76						
1)	LAMPE, OLIVER	SD		:23.17	3)	BROCKMAN, CRAIG	SD	3:38.61	1)	DE HART, GREG	SD	:23.12	3)	MYLAN, CHRIS	SD	3:45.54
				:47.81				4:04.03				:48.51				4:11.35
				1:12.84				4:30.40				1:14.42				4:37.90
				1:37.09				4:57.07				1:40.27				5:04.22
2)	GRODZKI, ADAM	SD		1:59.97	4)	CARVIN, CHAD	JR	5:20.06	2)	NORDYKE, BRENT	SD	2:03.12	4)	SMITH, BEN	SR	5:26.67
				2:25.01				5:45.43				2:28.94				5:51.98
				2:50.39				6:11.24				2:55.33				6:18.64
				3:15.47				6:36.23				3:22.34				6:45.76

(CONTINUED ON NEXT PAGE)

EVENT: 14 MEN'S 800 YARDS FREESTYLE RELAY (CONTINUED)

ARIZONA "B" UNOF *		6:55.76	EX	ASU "B" UNOF *		7:08.13	EX				
1) NADECKI, CEZARY SR	SR	:23.78	3) MUTER, MALCOM	FR	3:51.41	1) DELGADO, ROBERT FR	FR	:23.58	3) WALKER, COLLIN	FR	3:56.04
		:49.56			4:17.30			:49.93			4:23.01
		1:15.48			4:45.40			1:17.04			4:50.10
		1:41.46			5:13.28			1:44.38			5:17.34
2) WICK, ABE	SD	2:04.57	4) HANSON, GEOFF	SD	5:37.23	2) VONHARTITZSCH, SSR	SSR	2:08.43	4) IVES, JASON	FR	5:42.36
		2:31.25			6:03.11			2:36.18			6:11.37
		2:59.23			6:29.52			3:04.14			6:29.79
		3:27.89			6:55.76			3:31.10			7:08.13

MEN'S 1995 PACIFIC-10 SWIMMING AND DIVING CHAMPIONSHIPS
 HOSTED BY: UNIVERSITY OF SOUTHERN CALIFORNIA
 HELD AT: BELMONT PLAZA POOL-LONG BEACH, CA. MARCH 2-4, 1995

EVENT : 15 MEN'S 1650 YARDS FREESTYLE ***** MARCH 4, 1995 *****

NCAA 14:34.91 CHAD CARVIN ARIZONA 1994
 PAC-10 14:50.50 DAVE SIMS STANFORD 1984
 QUALIFYING FOR NCAA AUTOMATIC 15:11.78
 QUALIFYING FOR NCAA CONSID. 15:39.13

FINAL RESULTS TIMED FINALS

RANK	NAME	YEAR	TEAM	TIME															
1)	CARVIN, CHAD	JR	ARIZONA	14:54.01															
	:25.13	:52.50	1:19.07	1:47.07	2:14.26	2:41.50													
	3:08.89	3:36.26	4:03.81	4:31.15	4:58.44	5:25.70													
	5:53.00	6:20.30	6:47.25	7:14.21	7:41.11	8:08.14													
	8:35.21	9:02.27	9:29.35	9:56.49	10:23.60	10:50.75													
	11:17.80	11:44.91	12:12.04	12:39.22	13:06.51	13:33.69													
	14:00.98	14:28.18	14:54.01																
2)	RADVANY, KEVIN	SO	STANFORD	15:04.37															
	:25.07	:52.05	1:19.21	1:46.21	2:13.48	2:40.90													
	3:08.32	3:35.90	4:03.44	4:30.83	4:58.14	5:25.61													
	5:53.08	6:20.77	6:48.20	7:15.61	7:43.11	8:10.70													
	8:38.32	9:05.83	9:33.28	10:00.87	10:28.43	10:56.16													
	11:23.76	11:51.42	12:19.01	12:46.59	13:14.39	13:42.16													
	14:09.92	14:37.80	15:04.37																
3)	DOLNIAK, GREG	FR	USC	15:17.13															
	:25.30	:52.70	1:20.54	1:48.17	2:15.96	2:43.87													
	3:11.47	3:39.43	4:07.56	4:35.63	5:03.53	5:30.99													
	5:58.75	6:26.48	6:54.40	7:21.98	7:49.69	8:17.66													
	8:45.61	9:13.29	9:41.29	10:09.57	10:37.17	11:04.96													
	11:32.98	12:01.08	12:29.01	12:57.38	13:25.33	13:53.70													
	14:22.23	14:50.13	15:17.13																
4)	MELLEY, MIKE	SO	ASU	15:17.66															
	:00.00	:00.00	1:19.98	1:47.53	2:15.22	2:43.09													
	3:10.93	3:38.88	4:06.70	4:35.05	5:03.83	5:31.66													
	6:00.03	:00.00	6:56.26	7:24.45	7:52.43	8:20.33													
	8:48.34	9:16.31	9:44.40	10:12.51	10:40.58	11:08.60													
	11:36.83	12:04.72	12:32.94	13:01.16	13:28.88	13:56.87													
	14:24.69	14:52.05	15:17.66																
5)	MECA, DAVE	SO	USC	15:17.68															
	:25.40	:52.79	1:20.57	1:48.38	2:16.23	2:44.13													
	3:12.25	3:40.26	4:08.14	4:36.24	5:04.30	5:32.05													
	5:59.88	6:28.01	6:56.14	7:24.42	7:52.51	8:20.47													
	8:48.27	9:16.28	9:44.33	10:12.31	10:40.27	11:08.42													
	11:36.22	12:04.32	12:32.40	13:00.68	13:28.81	13:56.81													
	14:24.69	14:52.09	15:17.68																
6)	DE HART, GREG	SO	WASHINGTON	15:20.94															
	:25.84	:53.67	1:21.76	1:49.65	2:17.75	2:46.05													
	3:14.19	3:42.51	4:10.65	4:38.93	5:07.06	5:35.08													
	6:03.15	6:31.25	6:59.35	7:27.56	7:55.74	8:23.67													
	8:51.81	9:19.80	9:47.56	10:15.34	10:43.00	11:10.79													
	11:38.65	12:06.48	12:34.36	13:02.20	13:30.10	13:58.17													
	14:26.39	14:54.39	15:20.94																
7)	MYLAN, CHRIS	SO	WASHINGTON	15:25.72															
	:25.12	:52.38	1:20.00	1:47.97	2:15.95	2:44.08													
	3:12.15	3:39.99	4:08.18	4:36.22	5:04.37	5:32.33													
	6:00.42	6:28.55	6:56.61	7:24.82	7:53.12	8:21.29													
	8:49.73	9:18.21	9:46.65	10:15.07	10:43.66	11:12.25													
	11:40.64	12:09.05	12:37.62	13:06.23	13:34.65	14:02.96													
	14:30.99	14:58.98	15:25.72																
8)	TSIANOS, GEORGE	FR	CALIFORNIA	15:29.35															
	:26.12	:53.92	1:22.33	1:50.60	2:18.81	2:47.11													
	3:15.28	3:43.56	4:11.55	4:39.75	5:07.46	5:35.46													
	6:03.63	6:31.73	6:59.91	7:28.15	7:56.40	8:24.68													
	8:52.75	9:20.98	9:49.04	10:17.28	10:45.47	11:13.97													
	11:42.57	12:11.05	12:39.37	13:08.02	13:36.53	14:05.13													
	14:33.68	15:02.10	15:29.35																
9)	ILIKA, JOSH	FR	USC	15:30.11															
	:26.05	:54.03	1:22.37	1:50.71	2:18.96	2:47.36													
	3:15.80	3:44.25	4:12.51	4:40.90	5:09.39	5:37.85													
	6:06.25	6:34.64	7:03.01	7:31.32	7:59.63	8:27.82													
	8:56.15	9:24.47	9:52.77	10:21.07	10:49.50	11:17.71													
	11:46.05	12:14.44	12:42.82	13:11.18	13:39.37	14:07.59													
	14:35.95	15:03.87	15:30.11																
10)	GRODZKI, ADAM	SO	ARIZONA	15:30.46															
	:25.34	:52.96	1:20.94	1:48.53	2:15.99	2:43.68													
	3:11.67	3:39.57	4:07.53	4:35.72	5:03.79	5:31.55													
	5:59.44	6:27.74	6:56.05	7:24.40	7:52.98	8:21.34													
	8:50.10	9:18.80	9:47.18	10:15.78	10:44.35	11:12.90													
	11:41.69	12:10.42	12:39.14	13:07.76	13:36.46	14:05.05													
	14:33.85	15:02.70	15:30.46																
11)	JOHNSON, KENT	SO	USC	15:30.59															
	:26.38	:54.60	1:22.65	1:51.05	2:19.50	2:47.79													
	3:16.22	3:44.84	4:13.34	4:41.59	5:09.98	5:38.51													
	6:07.07	6:35.75	7:04.38	7:33.16	8:01.93	8:30.58													
	8:59.18	9:27.68	9:56.06	10:24.40	10:52.89	11:21.17													
	11:49.30	12:17.53	12:45.72	13:13.69	13:41.61	14:09.27													
	14:37.11	15:04.50	15:30.59																
12)	KANNER, DAN	SR	STANFORD	15:43.59															
	:25.27	:52.90	1:20.94	1:49.26	2:17.58	2:46.00													
	3:14.63	3:43.40	4:12.49	4:41.32	5:09.97	5:38.58													

13) HANSON, GEOFF SD ARIZONA 15:53.37
 :26.23 :54.36 1:22.60 1:51.31 2:19.97 2:48.67
 3:17.32 3:46.13 4:15.06 4:43.92 5:12.61 5:41.47
 6:10.04 6:38.66 7:07.49 7:36.48 8:05.22 8:34.04
 9:02.79 9:31.77 10:00.77 10:29.67 10:58.77 11:27.94
 11:57.33 12:26.67 12:56.14 13:25.55 13:54.93 14:24.72
 14:54.49 15:24.35 15:53.37

14) DYKSTRA, JOE FR WASHINGTON 16:08.69
 :26.70 :55.39 1:24.69 1:53.63 2:22.55 2:51.37
 3:20.48 3:49.79 4:18.97 4:48.03 5:17.31 5:46.67
 6:16.18 6:45.69 7:15.18 7:44.74 8:14.51 8:44.08
 9:13.99 9:43.55 10:13.11 10:42.73 11:12.42 11:42.28
 12:12.20 12:42.08 13:11.88 13:41.74 14:11.69 14:41.71
 15:11.25 15:40.46 16:08.69

15) STOCEK, DARREN JR ASU 16:12.62
 :27.52 :55.92 1:24.82 1:54.16 2:23.58 2:53.15
 3:22.71 3:52.24 4:21.85 4:51.40 5:20.95 5:50.40
 6:20.02 6:49.73 7:19.52 7:49.34 8:19.23 8:48.95
 9:18.73 9:48.47 10:18.24 10:48.01 11:17.90 11:47.62
 12:17.42 12:47.38 13:17.08 13:46.91 14:16.75 14:46.24
 15:15.53 15:45.02 16:12.62

LISCHKE, JON * UNOF-STANFORD * 15:47.21 EX
 :26.59 :54.45 1:22.44 1:50.45 2:18.33 2:46.38
 3:14.56 3:42.54 4:10.65 4:38.86 5:07.31 5:35.73
 6:04.17 6:32.80 7:01.42 7:30.23 7:59.29 8:28.62
 8:57.91 9:26.98 9:56.30 10:25.41 10:54.72 11:24.09
 11:53.34 12:22.72 12:52.07 13:21.48 13:51.00 14:20.36
 14:49.47 15:18.80 15:47.21

MEN'S 1995 PACIFIC-10 SWIMMING AND DIVING CHAMPIONSHIPS
 HOSTED BY: UNIVERSITY OF SOUTHERN CALIFORNIA
 HELD AT: BELMONT PLAZA POOL-LONG BEACH, CA. MARCH 2-4, 1995

EVENT : 16 MEN'S 200 YARDS BACKSTROKE ***** MARCH 4, 1995 *****

NCAA 1:40.64 JEFF ROUSE STANFORD 1992
 PAC-10 1:42.80 D. WEATHERFORD STANFORD 1994
 QUALIFYING FOR NCAA AUTOMATIC 1:44.69
 QUALIFYING FOR NCAA CONSID. 1:47.83

PLACE	NAME	YEAR	TEAM	TRIALS	FINAL
CHAMPIONSHIP FINAL					
1)	RETTNER, BRIAN	SR	STANFORD	1:43.07	1:43.62
	:23.97 :50.09	1:16.62	1:43.62		
2)	SIKORA, BART	FR	CALIFORNIA	1:45.97	1:46.21
	:25.20 :52.14	1:19.34	1:46.21		
3)	THOMSON, MATT	SO	STANFORD	1:46.93	1:46.63
	:25.94 :52.99	1:19.91	1:46.63		
4)	MARTIN, MATT	SO	STANFORD	1:46.07	1:46.64
	:25.19 :51.80	1:19.27	1:46.64		
5)	STELLE, JASON	SR	USC	1:48.57	1:46.73
	:25.49 :52.45	1:19.66	1:46.73		
6)	DRAGSTEN, JEFF	SO	STANFORD	1:48.73	1:49.51
	:25.97 :53.12	1:20.79	1:49.51		
7)	CLARK, CHRIS	JR	WASHINGTON	1:49.30	1:49.59
	:26.16 :53.82	1:21.62	1:49.59		
8)	GRAY, TREVER	FR	ARIZONA	1:49.67	1:50.36
	:26.21 :54.53	1:22.53	1:50.36		

CONSOLATION FINAL

9)	WELLS, JIM	JR	USC	1:50.57	1:47.96
	:25.89 :53.39	1:20.26	1:47.96		
10)	KRISTJANSSON, LOGI		ASU	1:50.75	1:49.29
	:26.02 :54.05	1:21.83	1:49.29		
11)	FRANCIS, BRAD	SO	USC	1:50.75	1:49.90
	:26.63 :54.41	1:22.18	1:49.90		
12)	NADECKI, CEZARY	SR	ARIZONA	1:50.88	1:50.44
	:26.24 :54.27	1:22.39	1:50.44		
13)	SMITH, TROY	SO	ARIZONA	1:50.55	1:50.45
	:26.72 :54.37	1:22.27	1:50.45		
14)	WOOLARD, WHITNEY	SO	CALIFORNIA	1:51.20	1:53.23
	:26.40 :54.56	1:23.79	1:53.23		
15)	NADAL, MARK	SR	WASHINGTON	1:52.79	1:53.86
	:27.02 :56.14	1:24.88	1:53.86		
16)	COLLINS, KEVIN	FR	ARIZONA	1:52.11	1:55.49
	:25.84 :53.48	1:23.35	1:55.49		

BONUS FINAL

17)	KARLSSON, DANIEL	FR	CALIFORNIA	1:54.02	1:52.68
	:26.68 :54.82	1:24.01	1:52.68		
18)	DIVELBESS, KEN	FR	WASHINGTON	1:53.39	1:54.00
	:25.90 :54.48	1:23.98	1:54.00		

(CONTINUED ON NEXT PAGE)

EVENT: 16 MEN'S 200 YARDS BACKSTROKE

(CONTINUED)

1) RETTERER, BRIAN	SR STANFORD	1:43.07	11) KRISTJANSSON, LOGI	ASU	1:50.75
:24.20 :50.19	1:16.63 1:43.07		:26.62 :54.60	1:22.97 1:50.75	
2) SIKORA, BART	FR CALIFORNIA	1:45.97	13) NADECKI, CEZARY	SR ARIZONA	1:50.88
:25.65 :52.50	1:19.43 1:45.97		:26.47 :54.68	1:22.59 1:50.88	
3) MARTIN, MATT	SO STANFORD	1:46.07	14) WOOLARD, WHITNEY	SO CALIFORNIA	1:51.20
:24.99 :51.69	1:18.76 1:46.07		:25.73 :53.13	1:21.94 1:51.20	
4) THOMSON, MATT	SO STANFORD	1:46.93	15) COLLINS, KEVIN	FR ARIZONA	1:52.11
:26.16 :53.33	1:20.24 1:46.93		:27.00 :54.70	1:23.13 1:52.11	
5) STELLE, JASON	SR USC	1:48.57	16) PULLEN, ALEX	*FR UNOF-ARIZONA	* 1:52.36
:26.06 :53.45	1:21.27 1:48.57		:27.02 :55.01	1:23.40 1:52.36	
6) DRAGSTEN, JEFF	SO STANFORD	1:48.73	17) NADAL, MARK	SR WASHINGTON	1:52.79
:25.97 :53.62	1:21.33 1:48.73		:26.34 :54.86	1:23.68 1:52.79	
7) CLARK, CHRIS	JR WASHINGTON	1:49.30	18) DIVELBESS, KEN	FR WASHINGTON	1:53.39
:26.32 :44.09	1:21.78 1:49.30		:26.27 :54.86	1:24.09 1:53.39	
8) GRAY, TREVER	FR ARIZONA	1:49.67	19) BROPHY, CHRIS	*SO UNOF-ARIZONA	* 1:53.42
:26.29 :54.23	1:21.99 1:49.67		:26.31 :55.02	1:23.94 1:53.42	
9) SMITH, TROY	SO ARIZONA	1:50.55	20) KARLSSON, DANIEL	FR CALIFORNIA	1:54.02
:26.24 :53.97	1:21.96 1:50.55		:27.04 :55.59	1:24.74 1:54.02	
10) WELLS, JIM	JR USC	1:50.57	21) CROSSEN, ADAM	*SO UNOF-USC	* 1:57.13
:26.21 :54.22	1:21.70 1:50.57		:27.24 :56.43	1:26.74 1:57.13	
11) FRANCIS, BRAD	SO USC	1:50.75	22) DELLEDONNE, MARIANO*	UNOF-ASU	* 1:59.50
:27.04 :54.82	1:22.72 1:50.75		:28.45 :58.36	1:29.32 1:59.50	

MEN'S 1995 PACIFIC-10 SWIMMING AND DIVING CHAMPIONSHIPS
 HOSTED BY: UNIVERSITY OF SOUTHERN CALIFORNIA
 HELD AT: BELMONT PLAZA POOL-LONG BEACH, CA. MARCH 2-4, 1995

EVENT : 17 MEN'S 100 YARDS FREESTYLE ***** MARCH 4, 1995 *****

NCAA :41.80 MATT BIONDI CALIFORNIA 1987
 PAC-10 :43.28 MICHAEL PICOTTE UCLA 1993
 QUALIFYING FOR NCAA AUTOMATIC :43.91
 QUALIFYING FOR NCAA CONSID. :45.22

PLACE NAME YEAR TEAM TRIALS FINAL

CHAMPIONSHIP FINAL

1) HUDEPOHL, JOE JR STANFORD :43.64 :43.37
 :21.12 :43.37
 2) CLAYPOOL, SCOTT FR STANFORD :43.71 :43.95
 :20.80 :43.95
 3) BERA, RICHARD SR ASU :43.89 :44.00
 :21.59 :44.00
 4) OLSON, CHRIS FR STANFORD :44.80 :44.69
 :21.36 :44.69
 5) KIME, CHAD JR USC :44.92 :45.00
 :21.71 :45.00
 6) JONES, SCOTT SO STANFORD :45.10 :45.29
 :21.76 :45.29
 7) VARGAS, NELSON JR ASU :45.09 :45.35
 :21.85 :45.35
 DELSADO, FELIPE SO ASU :44.40 DISQUAL
 :00.00 DISQUAL

CONSOLATION FINAL

9) SMITH, ROBERT JR ASU :45.14 :44.85
 :21.59 :44.85
 10) STEEL, JOHN SR USC :45.16 :45.16
 :22.05 :45.16
 11) DAVY, JON SO USC :45.44 :45.42
 :21.63 :45.42
 12) OWENS, JOSH JR WASHINGTON :45.76 :45.60
 :21.78 :45.60
 13) DIEHL, ERIC JR STANFORD :45.56 :45.70
 :21.76 :45.70
 14) DICKE, MARKUS SO CALIFORNIA :45.83 :45.75
 :21.81 :45.75
 15) GAGNER, SCOTT JR STANFORD :45.54 :46.09
 :22.40 :46.09
 LAMPE, OLIVER SO ARIZONA :45.26 DISQUAL
 :00.00 DISQUAL

BONUS FINAL

17) CRAFT, BRIAN JR USC :45.92 :45.73
 :21.91 :45.73
 18) WILCOX, TOBY FR ASU :46.28 :45.77
 :22.07 :45.77

(CONTINUED ON NEXT PAGE)

EVENT: 17 MEN'S 100 YARDS FREESTYLE

(CONTINUED)

19) CLARK, MIKE	SR ARIZONA	:46.21	:45.99
:21.58	:45.99		
20) WANIE, LEE	SR CALIFORNIA	:46.29	:46.07
:22.09	:46.07		
21) GIZIOTIS, GEORGE	SR CALIFORNIA	:45.87	:46.13
:22.00	:46.13		
22) RUSSELL, MATT	JR WASHINGTON	:46.15	:46.39
:22.14	:46.39		
23) WICK, ABE	SO ARIZONA	:46.16	:46.59
:22.15	:46.59		
24) ROTH, JUSTIN	FR ARIZONA	:46.22	:47.19
:22.15	:47.19		
1) HUDEPOHL, JOE	JR STANFORD	:43.64	
:21.26	:43.64		
2) CLAYPOOL, SCOTT	FR STANFORD	:43.71	
:21.10	:43.71		
3) BERA, RICHARD	SR ASU	:43.89	
:20.81	:43.89		
4) DELGADO, FELIPE	SO ASU	:44.40	
:21.21	:44.40		
5) OLSON, CHRIS	FR STANFORD	:44.80	
:21.61	:44.80		
6) KIME, CHAD	JR USC	:44.92	
:21.65	:44.92		
7) ADDLEMAN, BRYAN	*JR UNDF-STANFORD *	:44.99	
:21.55	:44.99		
8) VARGAS, NELSON	JR ASU	:45.09	
:21.85	:45.09		
9) JONES, SCOTT	SO STANFORD	:45.10	
:21.46	:45.10		
10) SMITH, ROBERT	JR ASU	:45.14	
:21.67	:45.14		
11) STEEL, JOHN	SR USC	:45.16	
:21.97	:45.16		
12) MUHAMMAD, SABIR K.	*FR UNDF-STANFORD *	:45.20	
:21.44	:45.20		
13) KANNER, DAN	*SR UNDF-STANFORD *	:45.23	
:21.78	:45.23		
14) LAMPE, OLIVER	SO ARIZONA	:45.26	
:22.05	:45.26		
15) DAVY, JON	SO USC	:45.44	
:21.75	:45.44		
16) GAGNER, SCOTT	JR STANFORD	:45.54	
:22.06	:45.54		
17) DIEHL, ERIC	JR STANFORD	:45.56	
:21.87	:45.56		
18) OWENS, JOSH	JR WASHINGTON	:45.76	
:21.78	:45.76		
19) DICKE, MARKUS	SO CALIFORNIA	:45.83	
:22.19	:45.83		
20) GIZIOTIS, GEORGE	SR CALIFORNIA	:45.87	
:22.07	:45.87		
21) GRODZKI, ADAM	*SO UNDF-ARIZONA *	:45.91	
:22.11	:45.91		
22) ERIKSSON, CARL	* UNDF-STANFORD *	:45.92	
:22.32	:45.92		
23) CRAFT, BRIAN	JR USC	:45.92	
:21.74	:45.92		
24) RUSSELL, MATT	JR WASHINGTON	:46.15	
:22.09	:46.15		
25) WICK, ABE	SO ARIZONA	:46.16	
:21.90	:46.16		
26) CROWE, JED	* UNDF-STANFORD *	:46.16	
:22.11	:46.16		
27) CLARK, MIKE	SR ARIZONA	:46.21	
:21.84	:46.21		
28) ROTH, JUSTIN	FR ARIZONA	:46.22	
:21.67	:46.22		
29) ROBERTS, TODD	*JR UNDF-USC *	:46.22	
:22.19	:46.22		
30) WILCOX, TOBY	FR ASU	:46.28	
:21.77	:46.28		
31) WANIE, LEE	SR CALIFORNIA	:46.29	
:22.32	:46.29		
32) ABERNETHY, ROBERT	JR ARIZONA	:46.31	
:22.37	:46.31		
33) NETHERTON, DREW	* UNDF-USC *	:46.34	
:22.17	:46.34		
34) LI, ART	SR USC	:46.37	
:22.09	:46.37		
35) SZYMANOWSKI, DAMON	FR CALIFORNIA	:46.47	
:22.22	:46.47		
36) JOHNSON, KENT	*SO UNDF-USC *	:46.68	
:22.31	:46.68		
37) SLADE, JUSTIN	JR ASU	:46.69	
:22.29	:46.69		
38) CLOSE, JASON	SO WASHINGTON	:46.92	
:22.71	:46.92		
39) SMITH, BEN	SR WASHINGTON	:47.21	
:22.75	:47.21		
40) GODFREY, MARSHALL	SO ASU	:47.24	
:22.50	:47.24		

(CONTINUED ON NEXT PAGE)

EVENT: 17 MEN'S 100 YARDS FREESTYLE

(CONTINUED)

41) MATUSZAK, ERIC	FR CALIFORNIA	:47.32	46) DROZCO, JASON	*SD UNDF-ARIZONA	*	:48.84
:22.80	:47.32		:22.81	:48.84		
42) KARAPETIAN, RAFFI	SO USC	:47.43	47) WALKER, COLLIN	*FR UNDF-ASU	*	:48.88
:22.56	:47.43		:24.01	:48.88		
43) BROCKMAN, CRAIG	SO ARIZONA	:47.52	48) MATTHEWS, BRIAN	JR ARIZONA		:49.01
:22.71	:47.52		:23.02	:49.01		
44) LARSON, GARY	SR USC	:47.61	49) IVES, JASON	*FR UNDF-ASU	*	:49.66
:22.75	:47.61		:24.13	:49.66		
45) MUTER, MALCOM	*FR UNDF-ARIZONA	* :48.40	50) KRISTJANSSON, LOGI	* UNDF-ASU	*	:53.50
:23.46	:48.40		:25.71	:53.50		

MEN'S 1995 PACIFIC-10 SWIMMING AND DIVING CHAMPIONSHIPS
 HOSTED BY: UNIVERSITY OF SOUTHERN CALIFORNIA
 HELD AT: BELMONT PLAZA POOL-LONG BEACH, CA. MARCH 2-4, 1995

EVENT : 18 MEN'S 200 YARDS BREASTSTROKE ***** MARCH 4, 1995 *****

NCAA 1:53.77 MIKE BARROWMAN MICHIGAN 1990
 PAC-10 1:56.93 KURT GROTE STANFORD 1993
 QUALIFYING FOR NCAA AUTOMATIC 1:58.78
 QUALIFYING FOR NCAA CONSID. 2:02.34

PLACE NAME YEAR TEAM TRIALS FINAL

CHAMPIONSHIP FINAL

1)	GROTE, KURT	SR	STANFORD	1:58.08	1:57.84
	:26.41	:56.08	1:26.28	1:57.84	
2)	NORDYKE, BRENT	SO	WASHINGTON	2:01.92	2:00.01
	:27.02	:57.56	1:28.40	2:00.01	
3)	WILKENS, TOM	FR	STANFORD	2:00.38	2:00.10
	:27.68	:58.49	1:29.29	2:00.10	
4)	CLAYTOR, CHRISTIAN	FR	CALIFORNIA	1:59.53	2:00.21
	:27.60	:57.92	1:29.05	2:00.21	
5)	FAIRON, MARC	SR	USC	2:02.12	2:01.76
	:28.33	:58.60	1:30.41	2:01.76	
6)	SHAPLEY, AARON	SO	CALIFORNIA	2:01.08	2:01.87
	:27.34	:57.17	1:28.62	2:01.87	
7)	TRINIDAD, PHIL	SO	STANFORD	2:01.32	2:02.40
	:27.99	:58.72	1:30.04	2:02.40	
8)	SHIGEND, DUSTIN	SO	WASHINGTON	2:02.37	2:02.91
	:28.12	:59.25	1:30.87	2:02.91	

CONSOLATION FINAL

9)	MOTT, STEPHEN	SO	WASHINGTON	2:02.87	2:03.08
	:27.74	:58.72	1:30.52	2:03.08	
10)	HODDER, JASON	JR	ARIZONA	2:06.91	2:05.11
	:28.26	:59.93	1:32.08	2:05.11	
11)	SHIFREN, NOLAN	SO	ASU	2:03.75	2:05.45
	:28.73	:59.97	1:32.07	2:05.45	
12)	MC KEAN, RYAN	SR	ARIZONA	2:06.50	2:05.78
	:28.54	1:00.27	1:32.58	2:05.78	
13)	KIDD, MIKE	JR	ASU	2:05.92	2:05.82
	:28.72	1:01.47	1:34.06	2:05.82	
14)	LEER, CHRIS	JR	WASHINGTON	2:05.82	2:06.16
	:28.78	1:00.35	1:33.01	2:06.16	
15)	BELTRAN, JUAN	FR	ASU	2:10.93	2:11.51
	:30.18	1:03.81	1:37.49	2:11.51	
16)	VONHARTITZSCH, STEF	SR	ASU	2:11.08	2:12.61
	:29.61	1:03.59	1:38.15	2:12.61	

BONUS FINAL

17)	DUNCAN, RYAN	SO	CALIFORNIA	2:17.71	2:03.43
	:28.27	:59.44	1:31.15	2:03.43	
18)	KRUSE, KYLE	JR	WASHINGTON	2:11.64	2:08.73
	:28.44	1:00.75	1:34.25	2:08.73	

(CONTINUED ON NEXT PAGE)

EVENT: 18 MEN'S 200 YARDS BREASTSTROKE

(CONTINUED)

1) GROTE, KURT	SR STANFORD	1:58.08	11) SHIFREN, NOLAN	SO ASU	2:03.75
:26.98 :57.34	1:27.73	1:58.08	:27.92 :58.68	1:30.71	2:03.75
2) CLAYTOR, CHRISTIAN	FR CALIFORNIA	1:59.53	12) LEER, CHRIS	JR WASHINGTON	2:05.82
:27.17 :57.25	1:27.91	1:59.53	:28.16 :59.80	1:32.37	2:05.82
3) WILKENS, TOM	FR STANFORD	2:00.38	13) KIDD, MIKE	JR ASU	2:05.92
:27.12 :57.91	1:28.75	2:00.38	:28.66 1:00.31	1:32.19	2:05.92
4) SHAPLEY, AARON	SO CALIFORNIA	2:01.08	14) MC KEAN, RYAN	SR ARIZONA	2:06.50
:27.43 :57.52	1:28.93	2:01.08	:28.82 1:00.77	1:33.77	2:06.50
5) TRINIDAD, PHIL	SO STANFORD	2:01.32	15) HODDER, JASON	JR ARIZONA	2:06.91
:27.76 :58.36	1:29.22	2:01.32	:29.07 1:01.14	1:33.80	2:06.91
6) SALLES-CUNHA, ANDRE	FR UNDF-STANFORD *	2:01.69	16) BELTRAN, JUAN	FR ASU	2:10.93
:27.53 :57.99	1:29.02	2:01.69	:29.35 1:01.57	1:35.59	2:10.93
7) NORDYKE, BRENT	SO WASHINGTON	2:01.92	17) VONHARTITZSCH, STEF	SR ASU	2:11.08
:28.15 :59.08	1:30.02	2:01.92	:28.30 1:00.63	1:35.24	2:11.08
8) FAIRON, MARC	SR USC	2:02.12	18) KRUSE, KYLE	JR WASHINGTON	2:11.64
:28.29 :59.06	1:30.68	2:02.12	:28.73 1:01.77	1:36.19	2:11.64
9) SHIGENO, DUSTIN	SO WASHINGTON	2:02.37	19) DUNCAN, RYAN	SO CALIFORNIA	2:17.71
:28.24 :59.27	1:30.67	2:02.37	:31.01 1:05.92	1:41.61	2:17.71
10) MOTT, STEPHEN	SO WASHINGTON	2:02.87			
:27.88 :58.86	1:30.60	2:02.87			

MEN'S 1995 PACIFIC-10 SWIMMING AND DIVING CHAMPIONSHIPS
 HOSTED BY: UNIVERSITY OF SOUTHERN CALIFORNIA
 HELD AT: BELMONT PLAZA POOL-LONG BEACH, CA. MARCH 2-4, 1995

EVENT : 19 MEN'S 200 YARDS BUTTERFLY ***** MARCH 4, 1995 *****

NCAA 1:41.78 MELVIN STEWART TENNESSEE 1991
 PAC-10 1:43.91 RAY CAREY STANFORD 1994
 QUALIFYING FOR NCAA AUTOMATIC 1:46.41
 QUALIFYING FOR NCAA CONSID. 1:49.60

PLACE	NAME	YEAR	TEAM	TRIALS	FINAL
-------	------	------	------	--------	-------

CHAMPIONSHIP FINAL

1)	LAMPE, OLIVER	SO	ARIZONA	1:47.27	1:44.83
	:23.73	:50.30	1:17.44	1:44.83	
2)	HERRMANN, MARTIN	SR	CALIFORNIA	1:46.46	1:45.40
	:24.10	:51.00	1:18.27	1:45.40	
3)	PICCININI, EDUARDO	SR	ASU	1:46.95	1:47.04
	:24.46	:51.74	1:19.31	1:47.04	
4)	BARRETT, CASEY	SO	USC	1:48.87	1:47.26
	:24.53	:52.06	1:19.85	1:47.26	
5)	MERRELL, MIKE	SR	USC	1:49.48	1:47.32
	:24.06	:51.82	1:19.81	1:47.32	
6)	TIPPINS, CLAY	SR	STANFORD	1:48.76	1:47.46
	:24.13	:51.53	1:18.33	1:47.46	
7)	HARMON, CASEY	SO	STANFORD	1:48.72	1:48.40
	:24.77	:52.28	1:20.34	1:48.40	
8)	TANER, UGUR	JR	CALIFORNIA	1:48.91	1:48.56
	:24.41	:52.23	1:19.94	1:48.56	

CONSOLATION FINAL

9)	JULIAN, JEFF	SO	USC	1:50.57	1:48.92
	:00.00	:00.00	:00.00	1:48.92	
10)	GALIC, DOMINIK	FR	CALIFORNIA	1:49.52	1:49.03
	:24.72	:52.61	1:20.80	1:49.03	
11)	MITSUOKA, DAIZO	SO	USC	1:49.73	1:49.24
	:25.07	:52.86	1:20.91	1:49.24	
12)	DELGADO, ROBERT	FR	ASU	1:53.76	1:51.40
	:25.10	:53.36	1:22.09	1:51.40	
13)	BROPHY, CHRIS	SO	ARIZONA	1:53.62	1:51.64
	:24.25	:53.58	1:22.72	1:51.64	
14)	FLIGHTNER, BARRY	JR	WASHINGTON	1:53.65	1:53.04
	:25.43	:54.27	1:23.18	1:53.04	
15)	CONLEY, SCOTT	SR	ARIZONA	1:51.42	1:53.90
	:25.03	:53.45	1:22.83	1:53.90	
16)	JONSSON, MICAEL	SR	ASU	1:55.17	1:55.86
	:25.11	:53.73	1:24.01	1:55.86	

BONUS FINAL

17)	PEPPER, MARTIN	JR	ARIZONA	1:56.26	1:54.72
	:24.95	:53.49	1:23.71	1:54.72	
18)	GRAVROCK, CAM	SO	WASHINGTON	1:56.37	1:55.57
	:25.64	:54.81	1:24.04	1:55.57	

(CONTINUED ON NEXT PAGE)

EVENT: 19 MEN'S 200 YARDS BUTTERFLY

(CONTINUED)

19) DIETRICH, TIM	FR WASHINGTON	1:58.68	1:57.04
:25.98	:55.41	1:25.92	1:57.04
20) TOWNE, JEFF	SR WASHINGTON	1:58.87	1:59.81
:26.11	:56.40	1:28.24	1:59.81
21) MC CANN, PAT	SO ASU	1:57.73	2:00.16
:26.08	:56.10	1:27.26	2:00.16
1) HERRMANN, MARTIN	SR CALIFORNIA	1:46.46	
:24.18	:51.36	1:18.89	1:46.46
2) PICCININI, EDUARDO	SR ASU	1:46.95	
:23.87	:50.85	1:18.80	1:46.95
3) LAMPE, OLIVER	SO ARIZONA	1:47.27	
:24.50	:52.08	1:19.57	1:47.27
4) HARMON, CASEY	SO STANFORD	1:48.72	
:24.31	:52.09	1:20.15	1:48.72
5) TIPPINS, CLAY	SR STANFORD	1:48.76	
:24.24	:52.73	1:19.95	1:48.76
6) BARRETT, CASEY	SO USC	1:48.87	
:24.94	:52.94	1:21.16	1:48.87
7) TANER, UGUR	JR CALIFORNIA	1:48.91	
:24.01	:52.01	1:20.03	1:48.91
8) MERRELL, MIKE	SR USC	1:49.48	
:24.99	:53.18	1:21.51	1:49.48
9) GALIC, DOMINIK	FR CALIFORNIA	1:49.52	
:24.85	:52.74	1:20.82	1:49.52
10) MITSUOKA, DAIZO	SO USC	1:49.73	
:24.95	:53.04	1:21.38	1:49.73
11) VASCONCELLOS, CITO	*SO UNOF-USC *	1:50.20	
:24.84	:52.86	1:21.18	1:50.20
12) JULIAN, JEFF	SO USC	1:50.57	
:25.33	:53.33	1:21.77	1:50.57
13) CONLEY, SCOTT	SR ARIZONA	1:51.42	
:25.11	:53.14	1:21.73	1:51.42
14) CARVIN, CHAD	*JR UNOF-ARIZONA *	1:52.16	
:25.94	:54.67	1:23.54	1:52.16
15) BROPHY, CHRIS	SO ARIZONA	1:53.62	
:25.03	:54.00	1:23.42	1:53.62
16) FLIGHTNER, BARRY	JR WASHINGTON	1:53.65	
:25.91	:55.17	1:24.21	1:53.65
17) DELGADO, ROBERT	FR ASU	1:53.76	
:25.04	:53.33	1:22.96	1:53.76
18) JONSSON, MICHAEL	SR ASU	1:55.17	
:25.52	:55.09	1:25.06	1:55.17
19) CROSSEN, ADAM	*SO UNOF-USC *	1:55.92	
:26.44	:55.83	1:25.92	1:55.92
20) PEPPER, MARTIN	JR ARIZONA	1:56.26	
:24.63	:52.64	1:23.11	1:56.26
21) GRAVROCK, CAM	SO WASHINGTON	1:56.37	
:24.30	:52.41	1:23.13	1:56.37
22) FRANCIS, BRAD	*SO UNOF-USC *	1:57.13	
:26.31	:55.32	1:25.39	1:57.13
23) MC CANN, PAT	SO ASU	1:57.73	
:26.25	:55.46	1:25.87	1:57.73
24) DIETRICH, TIM	FR WASHINGTON	1:58.68	
:25.05	:54.24	1:25.14	1:58.68
25) TOWNE, JEFF	SR WASHINGTON	1:58.87	
:25.83	:55.66	1:26.83	1:58.87

MEN'S 1995 PACIFIC-10 SWIMMING AND DIVING CHAMPIONSHIPS
 HOSTED BY: UNIVERSITY OF SOUTHERN CALIFORNIA
 HELD AT: BELMONT PLAZA POOL-LONG BEACH, CA. MARCH 2-4, 1995

EVENT : 21 MEN'S 400 YARDS FREESTYLE RELAY ***** MARCH 4, 1995 *****

NCAA	2:51.07	TEXAS	TEXAS	1994				
PAC-10	2:54.10	STANFORD	STANFORD	1993				
QUALIFYING FOR NCAA AUTOMATIC		2:55.60						
QUALIFYING FOR NCAA CONSID.		3:00.86						
FINAL RESULTS	TIMED FINALS							
RANK	NAME	YEAR	TEAM	TIME				
1)	STANFORD "A"			2:55.89	STANFORD "C" UNDF *		3:00.46	EX
1)	ADDLEMAN, BRYAN JR	:21.40	3) OLSON, CHRIS FR	1:48.59	1) MUHAMMAD, SABIR FR	:21.41	3) CROWE, JED	1:50.96
		:44.45		2:12.03		:44.32		2:14.87
2)	HUDEPOHL, JOE JR	1:05.17	4) CLAYPOOL, SCOTT FR	2:32.74	2) DIEHL, ERIC JR	1:05.05	4) WILKENS, TOM FR	2:36.47
		1:27.64		2:55.89		1:29.55		3:00.46
2)	ASU "A"			2:57.03	USC "B" UNDF *		3:04.84	EX
1)	VARGAS, NELSON JR	:21.98	3) SMITH, ROBERT JR	1:50.06	1) ROBERTS, TODD JR	:22.29	3) JOHNSON, KENT SO	1:53.31
		:45.43		2:13.45		:46.02		2:17.94
2)	BERA, RICHARD SR	1:06.49	4) DELGADO, FELIPE SO	2:33.98	2) LI, ART SR	1:07.86	4) WELLS, JIM JR	2:39.77
		1:28.84		2:57.03		1:31.91		3:04.84
3)	USC "A"			2:59.09	ARIZONA "B" UNDF *		3:05.23	EX
1)	DAVY, JON SO	:21.64	3) CRAFT, BRIAN JR	1:50.80	1) ROTH, JUSTIN FR	:21.86	3) NADECKI, CEZARY SR	1:55.27
		:45.29		2:14.78		:46.34		2:19.43
2)	KIME, CHAD JR	1:06.48	4) STEEL, JOHN SR	2:35.95	2) BROCKMAN, CRAIG SO	1:08.55	4) GRODZKI, ADAM SO	2:41.23
		1:29.63		2:59.09		1:33.07		3:05.23
4)	CALIFORNIA "A"			3:00.78	WASHINGTON "B" UNDF*		3:08.09	EX
1)	DICKE, MARKUS SO	:22.07	3) TANER, USUR JR	1:52.25	1) DIETRICH, TIM FR	:22.87	3) BRAVROCK, CAM SO	1:56.83
		:45.62		2:16.04		:47.31		2:21.94
2)	WANIE, LEE SR	1:06.98	4) HERRMANN, MARTINSR	2:37.07	2) KRUSE, KYLE JR	1:09.81	4) CLOSE, JASON SO	2:44.09
		1:30.67		3:00.78		1:34.76		3:08.09
5)	WASHINGTON "A"			3:02.40	CALIFORNIA "B" UNDF*		3:08.19	EX
1)	OWENS, JOSH JR	:21.80	3) DE HART, GREG SO	1:53.38	1) SZYMANOWSKI, DAMFR	:22.37	3) GIZIOTIS, GEORGESR	1:55.11
		:45.92		2:16.88		:46.58		2:19.85
2)	SMITH, BEN SR	1:07.59	4) RUSSELL, MATT JR	2:38.30	2) MATUSZAK, ERIC FR	1:08.81	4) GALIC, DOMINIK FR	2:43.19
		1:31.71		3:02.40		1:33.54		3:08.19
6)	ARIZONA "A"			3:03.09	USC "C" UNDF *		3:08.43	EX
1)	LAMPE, OLIVER SO	:22.43	3) CLARK, MIKE SR	1:52.23	1) NETHERTON, DREW	:21.96	3) DOLNIAK, GREG FR	1:57.58
		:45.64		2:16.92		:46.65		2:22.13
2)	ABERNETHY, ROBERJR	1:06.85	4) WICK, ABE SO	2:38.43	2) FAIRON, MARC SR	1:09.10	4) STELLE, JASON SR	2:43.98
		1:30.67		3:03.09		1:35.24		3:08.42
	STANFORD "B" UNDF *			2:59.92	EX	ARIZONA "C" UNDF *		3:08.72
1)	GAGNER, SCOTT JR	:21.42	3) ERIKSSON, CARL	1:51.54	1) COLLINS, KEVIN FR	:21.97	3) SMITH, TROY SO	1:55.23
		:44.89		2:15.25		:46.11		2:19.87
2)	JONES, SCOTT SO	1:06.18	4) KANNER, DAN SR	2:36.67	2) MC KEAN, RYAN SR	1:08.53	4) OROZCO, JASON SO	2:42.15
		1:29.89		2:59.92		1:32.84		3:08.72



PAC-10 NEWS

800 South Broadway, Suite 400 • Walnut Creek, CA 94596
Phone (510) 932-4411 Fax (510) 932-4601

FOR IMMEDIATE RELEASE: Tuesday, April 18, 1995
Contact: Darbi Gaunt

STANFORD'S BRIAN RETTERER, JENNY THOMPSON AND ARIZONA STATE'S BEATA KASZUBA NAMED PAC-10 SWIMMERS OF THE YEAR, STANFORD COACHES KENNEY AND QUICK HONORED

WALNUT CREEK, Calif. – In a vote of Pac-10 Conference coaches, STANFORD senior Brian Retterer has been named the 1994-95 Pacific-10 Conference Men's Swimmer of the Year, while ARIZONA STATE junior Beata Kaszuba and STANFORD senior Jenny Thompson have been named the 1994-95 Pacific-10 Conference Women's Co-Swimmers of the Year, Commissioner Tom Hansen announced today.

Stanford's men's and women's head coaches swept Pac-10 honors, as Skip Kenney was named Men's Coach of the Year and Richard Quick was named Women's Coach of the Year.

Retterer, a senior from Sparks, Nev., led the three-time defending NCAA Champions to a second place finish at the 1995 NCAA Championships and the team's 13th-consecutive top-five NCAA finish. Retterer shattered American, U.S. Open, NCAA and school records with two of Stanford's four individual titles with wins in the 100 and 200 backstrokes. With a 45.43 time in the 100-yard back, Retterer broke his own 1994 record-best performance. In the 200-yard back, the All-American finished with a record-setting 1:40.61 time.

Retterer also contributed to four of the Cardinal's five relay victories at the NCAAs - the most victories for a Stanford squad since the team won five in 1992. Stanford's 400 medley relay broke the American record set by the 1992 Cardinal team. Retterer swam the lead leg for the 200 and 400 medley relay first-place squads, as well as swimming for the first-place 200 and 400 freestyle relay teams and the second-place 800 freestyle relay squad.

Retterer finished his senior season with four NCAA titles (100 back twice, 50 free, 200 back) and scored 55 points for the second year in a row. Retterer scored a total of 178 points as a Cardinal swimmer at the NCAAs - fourth-best on Stanford's all-time list. Retterer finished off his Pac-10 career by winning the 100 back (46.82), the 200 back (1:43.62), fifth in the 50 free (20.31) and contributed to team first-place wins in the 200 free relay, 200 medley relay and 400 medley relay. The Stanford's men's swimming squad garnered its' 14th-straight Pac-10 title, breaking the Pac-10 record for consecutive championships in a sport.

Kaszuba, a junior from Poznan, Poland, set a U.S. Open and two NCAA meet records in the 100 and 200 breaststrokes. For her performance at the NCAAs, Kaszuba was named NCAA Swimmer of the Year as she helped Arizona State to a 14th-place finish. In the 100-yard breast, she took nearly a second off the mark she set last year with a 59.71 record-setting time (1994: 1:00.46). Her performance in the 100-yard breast marked the first time a woman swimmer finished the race in under a minute. Kaszuba then recorded a 2:09.71 in the 200-yard breast and topped the previous NCAA-best set by USC's Kristine Quance last year (1994: 2:10.69).

Kaszuba, a three-time All-American, won two Pac-10 events at this year's championships and helped her team to a fourth-place finish. Collecting 85 individual points at the Pac-10s, she captured the 100-yard breast in 1:01.61 and took the 200-yard breast with a 2:12.32 finish. Kaszuba was also a member of Arizona State's first place 400-yard medley relay team that had a time of 3:45.23.

Thompson, a senior from Dover, N.H., won five NCAA titles (three individual, two relay) in her last collegiate meet to lead the Cardinal to their fourth-straight national title. At the NCAAs, she captured the 100 free, 100 fly and 200 IM, while also helping two relay squads (200 medley relay and 400 free relay) to victory. In the 200 IM race, Thompson posted a personal-best time of 1:57.63 and captured top individual scoring honors (60 points) for the first time in her career. A senior on the Stanford squad, she compiled a perfect four-year run, capturing all four NCAA titles, all four Pac-10 crowns and posting a 27-0 dual meet record for the Cardinal.

The two-time Olympic gold medalist completed her collegiate career with 19 total NCAA titles (nine individual and 10 relay) and 26 All-American honors. The 19 NCAA titles is the most ever by an individual in women's collegiate swimming and diving and her nine individual victories ranks second on the all-time NCAA list. With all four NCAA 100 free crowns under her belt, Thompson is only the fifth woman in NCAA history to win a single event four-straight years. She is also a three-time first-team All-Academic Pac-10 selection.

At the Pac-10 Championships, Thompson claimed six conference titles. She won three individual events (100 free, 100 fly and 200 IM) and anchored three relay squads to victory (400 free relay, 800 free relay and 200 medley relay). The 1995 Co-Swimmer of the Year concluded her Pac-10 career with 26 total Conference titles (11 individual and 15 relay), including all four 100 free individual titles.

In 16 years as Stanford's head men's swim coach, Kenney has won six NCAA titles and this season captured an unprecedented 14th-consecutive Pac-10 Championship. Kenney has been named NCAA Coach of the Year five times and has won Pac-10 Coach of the Year honors nine times.

Kenney has coached 107 Pac-10 champions and 67 NCAA individual and relay champions in 16 years of coaching at Stanford. At the helm for the Cardinal, he holds a 140-25 (.849) career dual meet record, including a perfect 25-1 mark in the past three seasons. In recognition of his coaching success, Kenney has been named head men's swimming coach for the 1996 Olympic Games in Atlanta.

In seven years as Stanford's head women's swimming coach, Quick has guided Stanford to its fourth-straight and fifth overall NCAA title in the last seven years. In addition, Quick has coached Stanford to seven-straight Pacific-10 Conference crowns, nine-straight Pac-10 titles overall. He has never lost a dual meet with the Cardinal, sporting a perfect 51-0 mark.

Quick is responsible for coaching 62 All-Americans to 387 All-American honors in his 18 seasons of coaching at the college level. In seven seasons at Stanford, he has helped develop 22 NCAA champions who have captured a combined 38 NCAA individual and 16 relay titles. In recognition of his coaching success, Quick has been named the head women's swimming coach for the 1996 Olympic Games in Atlanta.



PAC-10 NEWS

800 South Broadway, Suite 400 • Walnut Creek, CA 94596
Phone (510) 932-4411 Fax (510) 932-4601

FOR IMMEDIATE RELEASE: Tuesday, April 18, 1995
Contact: Darbi Gaunt

STANFORD SWEEPS PAC-10 AWARDS AS EILEEN RICHELLETTI AND DAVID JOHNS NAMED PAC-10 DIVERS OF THE YEAR, COACH RICH SCHAVONE EARNS COACH OF THE YEAR HONORS

WALNUT CREEK, Calif. -- In a vote of Pac-10 Conference coaches, STANFORD senior Eileen Richetelli has been named the 1994-95 Pacific-10 Conference Women's Diver of the Year, while fellow Cardinal senior David Johns has been named the 1994-95 Pacific-10 Conference Men's Diver of the Year, Commissioner Tom Hansen announced today.

Stanford head coach Rich Schavone was named Pac-10 Men's and Women's Coach of the Year.

Richetelli, a senior from Milford, Conn., won the platform, took third in the three-meter and fifth in the one-meter diving competitions at the NCAAs. For the four-time defending NCAA champion Cardinal, she won the platform diving event with a career-best 630.10-point total. A two-time NCAA Diver of the Year, Richetelli closed out her career with five NCAA titles, including three wins in the platform venue.

Richetelli earned Most Valuable Women's Diver honors at the Pac-10 meet, winning the three-meter and platform venues and taking second in the one-meter competition. For the four-time defending Pac-10 champs, she was the top individual point scorer at the Pac-10s, scoring 87 points.

Johns, a junior from Springfield, Va., earned Most Valuable Men's Diver honors at the Pac-10 Championships. For the 14-time defending Pac-10 champion Cardinal, Johns won the platform event and placed second in both the one- and three-meter venues. At the NCAAs where three-time defending NCAA champion Stanford placed second, Johns finished 16th in the platform venue.

Schavone, in his 16th year on The Farm as men's and women's diving coach, guided both squads to strong finishes at both the NCAAs and Pac-10s. At the NCAAs, the 1992 NCAA Diving Coach of the Year coached two individuals to four All-American honors in women's diving. Overall, Schavone has coached four NCAA champions. At the Pac-10s, his divers took five of six events as Richetelli won two, Johns nabbed one and Cardinal senior James Edwards earned top honors in the one- and three-meter finals.

- Pac-10 -

MEN'S SWIMMING & DIVING

FIRST TEAM

Name	School	Yr.	GPA	Major
Casey Barrett	USC	So.	3.44	Business Administration
Greg DeHart	Washington	So.	3.52	Arts & Sciences
Jamie Edwards	Stanford	Sr.	3.70	Political Science
Scott Gagner	Stanford	Jr.	3.70	English
Kurt Grote	Stanford	Sr.	3.40	Human Biology
Martin Herrmann	California	Sr.	3.37	Business Administration
Joe Hudepohl	Stanford	Jr.	3.80	Economics/Sociology
David Johns	Stanford	Jr.	3.69	Human Biology
Dan Kanner	Stanford	Sr.	3.37	Economics
Cezary Nadecki	Arizona	Sr.	3.80	Finance
Andr�e Sabbah	Arizona	Jr.	3.37	History
Justin Slade	Arizona State	Jr.	3.75	Psychology
Brian Spears	Arizona	Jr.	3.32	Ecology
Jason Stelle	USC	Sr.	3.62	Environmental Engineering
Matt Thomson	Stanford	So.	3.42	Undeclared
Clay Tippins	Stanford	Sr.	3.30	Economics/Political Science

SECOND TEAM

Name	School	Yr.	GPA	Major
Bryan Addleman	Stanford	Jr.	3.11	Industrial Engineering
Steven Clack	California	So.	3.96	Psychology
Christian Claytor	California	RFr.	3.49	Undeclared
Markus Dicke	California	So.	3.09	Geophysics
Barry Flightner	Washington	Jr.	3.28	Political Science
Adam Grodzki	Arizona	So.	3.56	Undecided
Casey Harmon	Stanford	So.	3.50	American Studies
Scott Jones	Stanford	So.	3.48	Undeclared
Logi Kristjansson	Arizona State	So.	3.33	Graphic Design
Kyle Kruse	Washington	Jr.	3.10	Arts & Sciences
Chris Mylan	Washington	So.	3.15	Arts & Sciences
Brent Nordyke	Washington	So.	3.14	Arts & Sciences
Aaron Shapley	California	So.	3.00	Undeclared
Nolan Shifren	Arizona State	So.	3.12	Aerospace Engineering
Andrew Trussler	USC	Sr.	3.55	Exercise Science
Abe Wick	Arizona	So.	3.31	Biology

HONORABLE MENTION: Ryan Cox, Jr., CAL; Ryan Duncan, So., CAL; Gary Larson, Grad., USC; John Milander, Jr., ASU; Robert Nadal, Jr., WASH; James Russell, Jr., WASH; Jeff Towne, Sr., WASH; Randy Yurchak, Sr., WASH.

1995

ON THE RECORD

Dolan sets three American marks and leads Michigan to I men's swimming crown

The Michigan Wolverines went the distance.

Scoring 221 points in four distance freestyle events March 23-25 in Indianapolis, Michigan outstaged Stanford for its first team title since 1961 in the Division I Men's Swimming and Diving Championships.

Senior Gustavo Borges and sophomore Tom Dolan captured three events each for the Wolverines, who built a slim lead over the Cardinal after the first day's events and pulled away early during the third day to earn their 11th title overall. Michigan is now tied with Ohio State for the most crowns in championships history.

Dolan was the prominent figure in one of the fastest championships ever, setting three American and meet records.

After falling to Arizona freestyler Chad Carvin's record-setting performances in the 500- and 1,650-yard freestyles last year, Dolan broke Carvin's records in both

■ See complete results: Page 8.

events in addition to establishing a new mark in the 400-yard individual medley. His time of 4:08.75 in the 500-yard freestyle was nearly three seconds faster than Carvin's 1994 record time, and Dolan shaved more than five seconds off Carvin's mark in the 1,650-yard freestyle.

Seven American and meet records were set during the championships. In addition to Dolan's three marks, Stanford's Brian Retterer posted new times in the 100- and 200-yard backstrokes — the latter in the preliminaries. Retterer won both events and helped keep the Cardinal within striking distance of the Wolverines until Michigan outscored Stanford, 64-13, in the 1,650-yard freestyle, the first event of the final day of competition.

Stanford won eight events over

Michigan's Tom Dolan not only was a three-event winner, he was a three-event record-setter. Dolan set American marks in the 400-yard individual medley and the 500- and 1,650-yard freestyles.

all, including four of the five relays. The Cardinal's time of 3:07.28 in the 400-yard medley relay topped Stanford's own American and meet record set in 1992. In addition, senior Kurt Grote joined Retterer as double winners, capturing the 100- and 200-yard breaststrokes, the latter for the second consecutive year.

But Dolan and Borges were too much for the Cardinal. Borges padded his career title count to eight with wins in the 50-, 100- and 200-yard freestyles. His victory in the 100-yard freestyle was his fourth in a row.

Other highlights included Lars Frolander of Southern Methodist setting an American and meet record in the 100-yard butterfly and Tennessee sophomore Evan Sewart winning his second consecutive three-meter diving event. Auburn's Kurt Jachimowski won the 200-yard individual medley and the Tigers finished at least third in four relay events to propel them to a third-place finish, ahead of Texas and California.



Middlebury wins defensive battle, title in III hockey

Freshman forward Mark Spence of host Middlebury scored the only

Penalties: Fredonia St. — Masocco (holding), 1:15; Wis.-Superior — Brann (holding), 3:00; Fredonia St. — Mike McDonald (holding).

Peter Schneider (holding), 11:27. Second period: Middlebury — Michael Amstutz (David Meadows, Jim Walsh), 10:33.

12: Middlebury — 6:14-9—29. Saves: Wis.-River Falls — Heil 26; Middlebury — Francois Boubrean 11. Total penalties: Wis.-

Wis.-Superior — Devlin (cross-checking), 8:47; Wis.-Superior — Ten many men on ice (scored by Tracy Dyer), 13:10; Wis.-Superior


Division I men's swimming and diving

TEAM RESULTS

1. Michigan, 561; 2. Stanford, 475; 3. Auburn, 393; 4. Texas, 346; 5. California, 294; 6. Tennessee, 230; 7. Southern Methodist, 218; 8. Arizona, 211; 9. Minnesota, 211; 10. Southern Cal, 189.
11. Miami (Fla.), 169; 12. LSU, 116; 13. Iowa, 87; 14. Arizona St., 82; 15. Florida, 55; 16. Georgia, 53; 17. Indiana, 43; 18. Pacific (Cal.), 36; 19. Princeton, 33; 20. Iowa St., 29.
21. Navy, 26; 22. (tie) UC Santa Barb. and Virginia, 25; 24. Arkansas, 22; 25. Florida St., 21; 26. Alabama, 17; 27. (tie) Harvard and Nebraska, 14; 29. Penn St., 13; 30. South Caro., 10.
31. Wyoming, 9; 32. North Caro., 8; 33. (tie) Southern Ill., Texas A&M and Wisconsin, 6; 36. (tie) Kansas and Syracuse, 5; 38. (tie) New Mexico, Ohio St. and Pittsburgh, 4.
41. Utah, 3; 42. Villanova, 2; 43. Yale, 2; 44. (tie) Air Force and Washington, 1.

INDIVIDUAL RESULTS

- 50-yard freestyle: Final** — 1. Gustavo Borges, Michigan, 1:56.8 seconds; 2. Scott Claypool, Stanford, 1:57.8; 3. Scott Jett, Auburn, 1:58.5; 4. Brian Reiterer, Stanford, 1:58.6; 5. Oliver Gumbrell, Auburn, 1:58.9; 6. Brad Schumacher, Pacific (Cal.), 1:59.5; 7. Ricky Busquet, Tennessee, 2:00.2; 8. Sean McGrath, Texas, 2:00.6; *Consolation* — 9. Joe Hudepohl, Stanford, 1:59.7; 10. (tie) Robert Abernathy, Arizona, and Krzysztof Ovalina, Iowa, 2:00.2; 12. Marc Bounager, Kansas, 2:02.3; 13. Felipe Delgado, Arizona St., 2:02.7; 14. Jim Wells, Southern Cal, 2:03.1; 15. Jason Rosenbaum, Yale, 2:03.6; 16. Sahir Muhammad, Stanford, 2:03.8.
- 100-yard freestyle: Final** — 1. Gustavo Borges, Michigan, 4:28.5; 2. Lars Frolander, Southern Methodist, 4:31.6; 3. Joe Hudepohl, Stanford, 4:32.5; 4. Ricky Busquet, Tennessee, 4:37.5; 5. Brad Schumacher, Pacific (Cal.), 4:39.1; 6. Oliver Gumbrell, Auburn, 4:36.8; 7. Siobhann, LSU, 4:38.8; 8. Chris Eckeman, Texas, 4:39.9; *Consolation* — 9. Scott Claypool, Stanford, 4:32.2; 10. Nick Shackell, Auburn, 4:38.9; 11. Richard Berg, Arizona St., 4:35.5; 12. Scott Jett, Auburn, 4:39.7; 13. Scott Tucker, Auburn, 4:40.3; 14. Sean McGrath, Texas, 4:42.5; 15. Alex Voris, Alabama, 4:43.1; 16. John Steel, Southern Cal, 4:44.2.
- 200-yard freestyle: Final** — 1. Gustavo Borges, Michigan, 1:34.61; 2. Ulfar Tannar, California, 1:35.02; 3. John Petersma, Michigan, 1:35.09; 4. Chay Eckerman, Texas, 1:35.21; 5. Bernie Zepher, Minnesota, 1:35.73; 6. Scott Tucker, Auburn, 1:35.85; 7. James Hagerl, California, 1:35.98; 8. Chris Ramsey, Michigan, 1:36.12; *Consolation* — 9. Brad Schumacher, Pacific (Cal.), 1:35.12; 10.



Stanford's Kurt Grote (left) and Tennessee's Jeremy Linn congratulate each other after the final of the 100-yard breaststroke. Grote edged Linn by .04 seconds to win the event.

- Cal, 1:51:46; 16. Iwan Mull, Auburn, 1:51:60.
- 100-yard backstroke: Final** — 1. Brian Reiterer, Stanford, 45.43 (meet record); old record 46.07, Reiterer, 1994; 2. Kurt Jachimowski, Auburn, 47.28; 3. Michael Andrews, Auburn, 47.53; 4. Neil Walker, Texas, 47.64; 5. Derya Buyukuncu, Michigan, 47.91; 6. May Beck, Texas, 48.03; 7. Jim Wells, Southern Cal, 48.10; 8. Sahir Muhammad, Stanford, 48.92; *Consolation* — 9. Ryan Deppe, Southern Methodist, 47.86; 10. Bob Sikora, California, 48.53; 11. John Simmonds, Southern Methodist, 48.56; 12. Ricky Busquet, Tennessee, 48.61; 13. Jason Kelle, Southern Cal, 48.80; 14. (tie) Tom Tracey, Villanova, and Whitney Woodard, California, 48.81; 16. Chris Walton, Auburn, 48.94.
- 200-yard backstroke: Final** — 1. Brian Reiterer, Stanford, 1:40.01; 2. Royce Sharp, Michigan, 1:43.03; 3. Ryan Dornbe, Southern Cal, 1:45:46; 12. Gabe Vasquez, Georgia, 2:00:61; 13. (tie) Christian Clayton, California, and Thomas More, Utah, 2:01:29; 15. Tom Wilkens, Stanford, 2:01:46; 16. Andre Salts-Gunha, Stanford, 2:02:08.
- 100-yard butterfly: Final** — 1. Lars Frolander, Southern Methodist, 46.18 (meet record); old record 46.26, Pablo Morales, Stanford, 1986; 2. Matt Beck, Texas, 47.20; 3. John Hargis, Auburn, 47.33; 4. Jason Lancaster, Michigan, 47.79; 5. Derek Williams, Minnesota, 47.97; 6. Clay Tippins, Stanford, 47.99; 7. Oliver Gumbrell, Auburn, 48.14; 8. Martin Pepper, Arizona, 48.43; *Consolation* — 9. Stephen Clarke, Florida, 47.83; 10. Mike Merrill, Southern Cal, 48.02; 11. Martin Herrmann, California, 48.15; 12. Dan Abruzzi, Michigan, 48.38; 13. Eduardo Piccini, Arizona St., 48.42; 14. Rafal Sankala, Iowa, 48.43; 15. Sahir Muhammad, Stanford, 48.43; 16. Chris DeWitte, Penn St., 526.65; *Consolation (11 dives)* — 9. Royce Sharp, Michigan, 3:46:27; 5. Marcel Wouda, Michigan, 3:46:45; 6. Tom Wilkens, Stanford, 3:48:25; 7. Matt Hooper, Texas, 3:48:41; 8. Iwan Mull, Auburn, 3:48:52; *Consolation* — 9. Jonathan McLeod, Minnesota, 3:49:52; 10. Brian Barnes, Indiana, 3:50:10; 11. Bart Sikora, California, 3:50:54; 12. Eric Christensen, Florida, 3:51:54; 13. Casey Barrett, Southern Cal, 3:52:00; 14. Rob Iginshi, Indiana, 3:53:53; 15. Matt Thomson, Stanford, 3:55:56; 16. Chris McDonald, Washington, 3:56:34.
- One-meter diving: Final (22 dives)** — 1. Pat Bogart, Minnesota, 593.60; 2. Kevin McMahor, LSU, 581.20; 3. Jose Gil, Miami (Fla.), 525.60; 4. Brian Ramos, Miami (Fla.), 544.65; 5. Ewan Stewart, Tennessee, 541.55; 6. Chris Mantilla, Miami (Fla.), 536.90; 7. Nathan Smith, Navy, 535.05; 8. Chris Devine, Penn St., 526.65; *Consolation (11 dives)* — 9. Stanford (Scott Claypool, Joe Hudepohl, Sahir Muhammad, Brian Reiterer), 1:16.98; 2. Auburn, 1:17.95; 3. Texas, 1:18.59; 4. California, 1:19.82; 5. Arizona, 1:20.21; 6. Michigan, 1:20.23; 7. Tennessee, 1:20.36; 8. Southern Methodist, 1:20.55; *Consolation* — 9. Southern Cal, 1:19.49; 10. Iowa, 1:20.14; 11. LSU, 1:20.86; 12. Arizona St., 1:20.88; 13. Minnesota, 1:20.83; 14. Nebraska, 1:21.02; 15. Iowa St., 1:21.42; 16. Princeton, 1:21.63.
- 400-yard freestyle relay: Final** — 1. Stanford (Scott Claypool, Joe Hudepohl, Scott Gardner, Brian Reiterer), 2:52.57; 2. Auburn, 2:54.00; 3. Southern Methodist, 2:55.06; 4. Texas, 2:55.48; 5. California, 2:56.16; 6. Southern Cal, 2:56.56; 7. Arizona St., 2:56.59; 8. Tennessee, 2:56.68; *Consolation* — 9. Iowa, 2:56.49; 10. Arizona, 2:57.32; 11. LSU, 2:57.84; 12. Iowa St., 2:58.53; 13. Nebraska, 2:58.91; 14.

Paul Sancya/NCAA Photos

Arizona, 1:37.07; Kentucky, 1:36.00; Missouri, 1:35.00; North Carolina, 1:34.00; Oklahoma, 1:33.00; Oregon, 1:32.00; Pennsylvania, 1:31.00; Rhode Island, 1:30.00; South Carolina, 1:29.00; Tennessee, 1:28.00; Texas, 1:27.00; Virginia, 1:26.00; Washington, 1:25.00; West Virginia, 1:24.00; Wisconsin, 1:23.00; Wyoming, 1:22.00.

Stanford's Kurt Grote (left) and Tennessee's Jeremy Linn congratulate each other after the final of the 100-yard breaststroke. Grote edged Linn by .04 seconds to win the event.

Stanford's Kurt Grote (left) and Tennessee's Jeremy Linn congratulate each other after the final of the 100-yard breaststroke. Grote edged Linn by .04 seconds to win the event.

Paul

100-yard freestyle: Final — 1. Gustavo Borges, Michigan, 42:85; 2. Lars Frolander, Southern Methodist, 43:16; 3. Joe Hudspohl, Stanford, 43:25; 4. Ricky Busquets, Tennessee, 43:27; 5. Brad Schumacher, Pacific (Cal.), 43:31; 6. Oliver Gumbrell, Auburn, 43:68; 7. Simon Brinn, LSU, 43:88; 8. Chris Eckerman, Texas, 43:99; *Consolation* — 9. Scott Claypool, Stanford, 45:52; 10. Nick Shackell, Auburn, 43:89; 11. Richard Berra, Arizona, 43:95; 12. Scott Jett, Auburn, 43:97; 13. Scott Tucker, Auburn, 44:03; 14. Sean McGrath, Texas, 44:26; 15. Alex Voris, Alabama, 44:31; 16. John Steel, Southern Cal, 44:42.

200-yard freestyle: Final — 1. Gustavo Borges, Michigan, 1:34:01; 2. Ugr Tarter, California, 1:35:02; 3. John Pietsma, Michigan, 1:35:09; 4. Chris Eckerman, Texas, 1:35:21; 5. Bernie Zernuhn, Minnesota, 1:35:73; 6. Scott Tucker, Auburn, 1:35:83; 7. James Hassett, California, 1:35:98; 8. Chris Runley, Michigan, 1:36:12; *Consolation* — 9. Brad Schumacher, Pacific (Cal.), 1:35:12; 10. Joe Hudspohl, Stanford, 1:35:80; 11. Manolis Leniaris, Minnesota, 1:35:45; 12. Andrew Clayton, Iowa St., 1:36:61; 13. Nick Shackell, Auburn, 1:36:64; 14. Scott Gagner, Stanford, 1:36:83; 15. Dan Kanner, Stanford, 1:36:94; 16. Dan Phillips, South Caro., 1:37:29.

500-yard freestyle: Final — 1. Tom Dolan, Michigan, 4:08:75 (meet record); old record 4:11:59, Chad Garvin, Arizona, 1994; 2. Chad Garvin, Arizona, 4:12:36; 3. John Pietsma, Michigan, 4:16:06; 4. Chris Runley, Michigan, 4:17:35; 5. Owen von Richter, Michigan, 4:18:34; 6. Brian Barnes, Indiana, 4:20:38; 7. Manolis Leniaris, Minnesota, 4:21:91; 8. Bernie Zernuhn, Minnesota, 4:25:16; *Consolation* — 9. Matt Hooper, Texas, 4:19:74; 10. Peter Wright, Virginia, 4:20:17; 11. Valter Kalas, Wisconsin, 4:22:61; 12. Thomas Blake, Michigan, 4:22:71; 13. Chris Eckerman, Texas, 4:22:82; 14. Brian Younger, Harvard, 4:23:05; 15. Michael Kiedel, Florida, 4:23:33; 16. Dan Kanner, Stanford, 4:28:08.

1,650-yard freestyle: Final — 1. Tom Dolan, Michigan, 14:29:31 (meet record); old record 14:34:91, Chad Garvin, Arizona, 1994; 2. Chad Garvin, Arizona, 14:38:32; 3. Matt Hooper, Texas, 14:56:68; 4. Owen von Richter, Michigan, 14:56:84; 5. Chris Runley, Michigan, 15:04:22; 6. Kevin Radway, Stanford, 15:04:34; 7. Marcel Wouda, Michigan, 15:05:73; 8. Brian Younger, Harvard, 15:06:21; 9. Jay Telford, South Caro., 15:06:26; 10. Stephen Warner, Virginia, 15:08:38; 11. Peter Wright, Virginia, 15:08:90; 12. Miro Vucetic, Syracuse, 15:10:61; 13. Brian Barnes, Indiana, 15:11:94; 14. Thomas Blake, Michigan, 15:12:98; 15. Kent Johnson, Southern

Cal, 15:15:46; 16. Iwan Mull, Auburn, 15:16:00.

100-yard backstroke: Final — 1. Brian Retterer, Stanford, 45:43 (meet record); old record 46:07, Retterer, 1994; 2. Kurt Jachimowski, Auburn, 47:35; 3. Michael Andrews, Auburn, 47:53; 4. Neil Walker, Texas, 47:64; 5. Derya Buyukuncu, Michigan, 47:91; 6. Matt Beck, Texas, 48:03; 7. Jim Wells, Southern Cal, 48:10; 8. Sabir Muhammad, Stanford, 48:92; *Consolation* — 9. Ryan Berube, Southern Methodist, 47:86; 10. Bart Sikora, California, 48:53; 11. John Simmons, Southern Methodist, 48:56; 12. Ricky Busquets, Tennessee, 48:61; 13. Jason Stelle, Southern Cal, 48:80; 14. (tie) Tom Tracy, Villanova, and Whitney Woodard, California, 48:81; 16. Chris Walton, Auburn, 48:94.

200-yard backstroke: Final — 1. Brian Retterer, Stanford, 1:40:64; 2. Royce Sharp, Michigan, 1:43:03; 3. Ryan Berube, Southern Methodist, 1:43:50; 4. Jim Wells, Southern Cal, 1:43:85; 5. Kurt Jachimowski, Auburn, 1:43:91; 6. Michael Andrews, Auburn, 1:43:92; 7. Tamara Deutsch, Miami (Fla.), 1:44:54; 8. Robert Brankin, Florida St., 1:45:48; *Consolation* — 9. Derya Buyukuncu, Michigan, 1:43:46; 10. Bart Sikora, California, 1:43:51; 11. Whitney Woodard, California, 1:45:18; 12. Jason Webb, Virginia, 1:45:42; 13. Neil Walker, Texas, 1:45:77; 14. Trevor Gray, Arizona, 1:46:55; 15. Jason Stelle, Southern Cal, 1:46:67; 16. Chris Walton, Auburn, 1:47:30.

100-yard breaststroke: Final — 1. Kurt Grote, Stanford, 53:21; 2. Jeremy Linn, Tennessee, 53:25; 3. Robert Abernethy, Arizona, 54:01; 4. Michael Normet, Georgia, 54:07; 5. Jeff Cummings, Texas, 54:44; 6. Mark Hubbard, UC Santa Barb., 54:45; 7. Martin Hübner, Texas, 54:84; 8. Bruce Crook, Princeton, 55:13; *Consolation* — 9. Scott Newell, Wyoming, 54:94; 10. Steve West, Michigan, 54:96; 11. Paul Dumer, Minnesota, 55:23; 12. Andre Salles-Cunha, Stanford, 55:24; 13. Mark Stewart, Florida, 55:53; 14. Kyle Marden, Texas A&M, 55:59; 15. Adam Jerger, Auburn, 55:66; 16. Marco Mimonne, Iowa, 55:99.

200-yard breaststroke: Final — 1. Kurt Grote, Stanford, 1:55:02; 2. Nate Thomson, LSU, 1:56:45; 3. Jeremy Linn, Tennessee, 1:56:79; 4. Martin Hübner, Texas, 1:57:36; 5. Steve West, Michigan, 1:57:83; 6. Paul Dumer, Minnesota, 1:58:36; 7. Mark Anderson, UC Santa Barb., 1:58:88; 8. Ty Richardson, Auburn, 1:59:18; *Consolation* — 9. Jason Hodder, Arizona, 2:00:03; 10. Michael Normet, Georgia, 2:00:20; 11. Aaron Sharpley, California,

2:00:48; 12. Gabe Vasquez, Georgia, 2:00:51; 13. (tie) Christian Claytor, California, and Thomas Nore, Utah, 2:01:29; 15. Tom Wilkens, Stanford, 2:01:46; 16. Andre Salles-Cunha, Stanford, 2:02:08.

100-yard butterfly: Final — 1. Lars Frolander, Southern Methodist, 46:18 (meet record); old record 46:26, Pablo Morales, Stanford, 1980; 2. Matt Beck, Texas, 47:20; 3. John Hargis, Auburn, 47:53; 4. Jason Lancaster, Michigan, 47:79; 5. Derek Williams, Minnesota, 47:97; 6. Clay Tippins, Stanford, 47:99; 7. Oliver Gumbrell, Auburn, 48:14; 8. Martin Pepper, Arizona, 48:48; *Consolation* — 9. Stephen Clarke, Florida, 47:83; 10. Mike Merrill, Southern Cal, 48:02; 11. Martin Herrmann, California, 48:15; 12. Dan Aburaz, Michigan, 48:36; 13. Eduardo Piccini, Arizona St., 48:42; 14. Rafal Szukala, Iowa, 48:43; 15. Sabir Muhammad, Stanford, 48:49; 16. Derya Buyukuncu, Michigan, 48:62.

200-yard butterfly: Final — 1. Ugr Tarter, California, 1:44:39; 2. Mike Merrill, Southern Cal, 1:44:58; 3. Oliver Lampe, Arizona, 1:44:88; 4. Martin Herrmann, California, 1:45:39; 5. Bernie Zernuhn, Minnesota, 1:45:77; 6. Randy Hanley, Auburn, 1:45:93; 7. Clay Tippins, Stanford, 1:46:30; 8. Jason Lancaster, Michigan, 1:46:46; *Consolation* — 9. Matt Beck, Texas, 1:45:74; 10. Heath Edwards, Georgia, 1:46:50; 11. Falco Feitschmann, Tennessee, 1:47:02; 12. Jeff Julian, Southern Cal, 1:47:06; 13. Royce Sharp, Michigan, 1:47:14; 14. Casey Barrett, Southern Cal, 1:47:40; 15. Andrew Clayton, Iowa St., 1:47:72; 16. Matt Davis, Air Force, 1:47:80.

200-yard individual medley: Final — 1. Kurt Jachimowski, Auburn, 1:45:11; 2. Jason Lancaster, Michigan, 1:45:63; 3. Marcel Wouda, Michigan, 1:46:54; 4. Tom Wilkens, Michigan, 1:47:02; 5. Ryan Berube, Southern Methodist, 1:47:52; 6. Scott Tucker, Auburn, 1:47:71; 7. Clay Tippins, Stanford, 1:47:82; 8. Wray Russo, Texas, 1:48:34; *Consolation* — 9. Heath Edwards, Georgia, 1:48:06; 10. Neil Walker, Texas, 1:48:57; 11. Jason Stelle, Southern Cal, 1:48:70; 12. Matt Thomson, Stanford, 1:48:87; 13. Nolan Wood, New Mexico, 1:49:78; 14. Jeremy Szymanski, Texas, 1:50:60; 15. Derek Howorth, Texas, 1:50:66; 16. Stephen Clarke, Florida, 1:51:29.

400-yard individual medley: Final — 1. Tom Dolan, Michigan, 3:38:18 (meet record); old record 3:40:64, Greg Burgess, Florida, 1994; 2. Chad Garvin, Arizona, 3:43:55; 3. Owen von Richter, Michigan, 3:44:81; 4. Royce Sharp, Michigan, 3:46:27; 5. Marcel Wouda, Michigan, 3:46:45; 6. Tom Wilkens, Stanford, 3:48:25; 7. Matt Hooper, Texas, 3:48:41; 8. Iwan Mull, Auburn, 3:48:92; *Consolation* — 9. Jonathan McLeod, Minnesota, 3:49:52; 10. Brian Barnes, Indiana, 3:50:10; 11. Bart Sikora, California, 3:50:92; 12. Eric Christensen, Florida, 3:51:54; 13. Casey Barrett, Southern Cal, 3:52:90; 14. Rob Iginshi, Indiana, 3:53:53; 15. Matt Thomson, Stanford, 3:55:56; 16. Chris Myland, Washington, 3:56:34.

One-meter diving: Final (22 dives) — 1. Pat Bogart, Minnesota, 593.60; 2. Kevin McMahon, LSU, 581.20; 3. Jose Gil, Miami (Fla.), 555.60; 4. Brian Ramos, Miami (Fla.), 544.65; 5. Evan Stewart, Tennessee, 541.55; 6. Chris Mantilla, Miami (Fla.), 536.90; 7. Nathan Smith, Navy, 535.05; 8. Chris Devine, Penn St., 526.65; *Consolation (11 dives)* — 9. Vico Hidalgo, Iowa, 480.40; 10. Tyce Rousson, Miami (Fla.), 479.35; 11. Rafal Alvarez, Alabama, 474.90; 12. Jamie Edwards, Stanford, 471.80; 13. Tom Caruso, Arkansas, 457.70; 14. Jarrod Flores, Texas A&M, 456.90; 15. Abel Sanchez, Michigan, 450.85; 16. Brian Spears, Arizona, 449.05.

Three-meter diving: Final (22 dives) — 1. Evan Stewart, Tennessee, 655.40; 2. Pat Bogart, Minnesota, 649.45; 3. Tyce Rousson, Miami (Fla.), 626.85; 4. Kevin McMahon, LSU, 621.95; 5. Bryan Gillooly, Miami (Fla.), 592.25; 6. Jose Gil, Miami (Fla.), 579.05; 7. Tom Caruso, Arkansas, 573.55; 8. Vico Hidalgo, Iowa, 556.10; *Consolation (11 dives)* — 9. Jamie Edwards, Stanford, 506.80; 10. Chris Mantilla, Miami (Fla.), 505.90; 11. Rob Stracciano, Southern Ill., 505.50; 12. Sam Arnett, Texas, 499.40; 13. Brett Borjolussi, Ohio St., 493.00; 14. Brian Ramos, Miami (Fla.), 489.95; 15. Chris Devine, Penn St., 487.10; 16. Andre Sabbah, Arizona, 484.65.

Platform diving: Final (22 dives) — 1. Tyce Rousson, Miami (Fla.), 783.70; 2. Bryan Gillooly, Miami (Fla.), 771.75; 3. Chris Mantilla, Miami (Fla.), 760.60; 4. Pat Bogart, Minnesota, 720.75; 5. Nathan Smith, Navy, 704.20; 6. Kevin McMahon, LSU, 701.75; 7. Abel Sanchez, Michigan, 679.65; 8. Evan Stewart, Tennessee, 644.20; *Consolation (11 dives)* — 9. Rafael Alvarez, Alabama, 447.75; 10. B. J. Blair, Iowa, 436.90; 11. Tom Caruso, Arkansas, 427.30; 12. Brian Spears, Arizona, 419.60; 13. John Soukias, Pittsburgh, 413.10; 14. Alex Bogerts, Michigan, 405.65; 15. Sam Arnett, Texas, 398.65; 16. David Johns, Stanford, 389.35.

200-yard freestyle relay: Final — 1. Stanford (Scott Claypool, Joe Hudspohl, Sabir Muhammad, Brian Retterer), 1:16:98; 2. Auburn, 1:17:95; 3. Texas, 1:19:59; 4. California, 1:19:82; 5. Arizona, 1:20:21; 6. Michigan, 1:20:23; 7. Tennessee, 1:20:36; 8. Southern Methodist, 1:20:53; *Consolation* — 9. Southern Cal, 1:19:48; 10. Iowa, 1:20:14; 11. LSU, 1:20:86; 12. Arizona St., 1:20:88; 13. Minnesota, 1:20:93; 14. Nebraska, 1:21:02; 15. Iowa St., 1:21:42; 16. Princeton, 1:21:63.

400-yard freestyle relay: Final — 1. Stanford (Scott Claypool, Joe Hudspohl, Scott Gagner, Brian Retterer), 2:52:57; 2. Auburn, 2:54:00; 3. Southern Methodist, 2:55:06; 4. Texas, 2:55:48; 5. California, 2:56:16; 6. Southern Cal, 2:56:56; 7. Arizona St., 2:56:59; 8. Tennessee, 2:56:68; *Consolation* — 9. Iowa, 2:56:49; 10. Arizona, 2:57:32; 11. LSU, 2:57:84; 12. Iowa St., 2:58:53; 13. Nebraska, 2:58:21; 14. Florida, 3:00:42; 15. Indiana, 3:01:36; 16. Princeton, 3:04:11.

800-yard freestyle relay: Final — 1. Michigan (John Pietsma, Chris Runley, Owen von Richter, Tom Dolan), 6:21:65; 2. Stanford, 6:23:02; 3. California, 6:23:80; 4. Southern Methodist, 6:27:10; 5. Arizona, 6:28:04; 6. Texas, 6:28:35; 7. Auburn, 6:28:86; 8. Minnesota, 6:30:10; 9. Florida, 6:31:20; 10. Southern Cal, 6:31:41; 11. Indiana, 6:31:84; 12. Arizona St., 6:32:46; 13. North Caro., 6:33:46; 14. Iowa, 6:36:66; 15. Tennessee, 6:42:31; 16. Princeton, 6:46:92.

200-yard medley relay: Final — 1. Stanford (Brian Retterer, Kurt Grote, Clay Tippins, Scott Claypool), 1:26:08; 2. Tennessee, 1:26:33; 3. Auburn, 1:27:23; 4. Texas, 1:27:87; 5. Michigan, 1:28:54; 6. Southern Cal, 1:28:67; 7. Southern Methodist, 1:30:36; 8. Arizona, disqualified; *Consolation* — 9. (tie) Minnesota and Princeton, 1:29:78; 11. LSU, 1:30:27; 12. California, 1:30:39; 13. Iowa St., 1:30:81; 16. Florida, 1:31:19.

400-yard medley relay: Final — 1. Stanford (Brian Retterer, Kurt Grote, Sabir Muhammad, Joe Hudspohl), 3:07:28 (meet record); old record 3:08:39, Stanford, 1992; 2. Michigan, 3:11:68; 3. Auburn, 3:12:12; 4. Tennessee, 3:12:32; 5. Southern Methodist, 3:12:50; 6. California, 3:14:29; 7. Southern Cal, 3:14:84; 8. Arizona, 3:15:07; *Consolation* — 9. Texas, 3:12:83; 10. Minnesota, 3:16:40; 11. Iowa, 3:16:60; 12. Georgia, 3:17:41; 13. Florida, 3:17:72; 14. LSU, 3:17:79; 15. Florida St., 3:19:35; Iowa St., disqualified.

Championships summaries

original "y-easome trou-ssome" defensive unit. He was an all-pro selection in 1961, 1962 and 1963, and his three career safeties remain tied for the second-most in NFL history. After retiring, Kaczavage served as a scout for the Giants and the Philadelphia Eagles.

Ray Kist, athletics trainer at Niagara, died January 31 in Buffalo, New York. He was 46.

Bobby Lewis, former baseball coach and athletics administrator at Pittsburgh, died February 22 in Pittsburgh after a lengthy illness. He was 65. Lewis spent a woman collegiate basketball player, was named in her honor.

The Intercollegiate Golf/Tennis Awards announced 1995 finalists for the Marilyn Smith and Dave Williams golf awards. The Smith Award finalists are Wendy Ward, Arizona State; Stephanie Neill, Wake Forest; Jennifer Biehn, Southern California; Sophie Erickson, Tulsa; Stephanie Sparks, Duke; Kim O'Conner, Oklahoma; Nicole Cooper, Texas; Nadine Ashe, Texas; and Caroline Peek, Furman. The Williams Award finalists are Alan Bratton,

Drexel, 3.130; St. John's (New York), 3.130; Boston College, 3.098; UC Santa Barbara, 3.092; Davidson, 3.082; Southern Illinois, 3.080; Wisconsin-Milwaukee, 3.077; Maryland, 3.074; George Washington, 3.060; Lafayette, 3.033; Charleston (South Carolina), 3.009; Ball State, 3.000; California, 2.986; Buffalo, 2.970; Auburn, 2.940; Miami (Ohio), 2.933; Bucknell, 2.930; Iowa, 2.921; Kentucky, 2.920; Wyoming, 2.900; Tennessee, 2.890; North Carolina, 2.881; Rider, 2.880; Texas Christian, 2.820; Bowling Green, 2.810.

Division II
Men: Denver, 3.162; Missouri-Rolla, 3.070; Oakland, 2.930; Grand Valley State, 2.927.
Women: Oakland, 3.080; Denver, 3.078; Mankato State, 3.050; Grand Valley State, 3.043; Cal State Bakersfield, 2.980; Gannon, 2.960;

Division I
Men: Yale, 3.327; Dartmouth, 3.310; St. Louis, 3.180; Auburn, 3.170; Georgetown, 3.142; Notre Dame, 3.087; Boston College, 3.083; Purdue, 3.070; Lafayette, 3.017; Bucknell, 3.010; Davidson, 3.001; California, 2.981; South Carolina, 2.981; St. John's (New York), 2.960; Ball State, 2.940; Minnesota, 2.920; Buffalo, 2.914; Rider, 2.910; Iowa, 2.900; Ohio State, 2.900; Wisconsin State, 2.870; North Carolina, 2.866; Texas Christian, 2.860; Indiana, 2.853; Air Force, 2.840; UC Santa Barbara, 2.831; Drexel, 2.811; Southern Illinois, 2.810.

Women: St. Louis, 3.490; Georgetown, 3.371; La Salle, 3.290; Purdue, 3.270; Yale, 3.267; Fairfield, 3.220; Ohio State, 3.180; Southern Methodist, 3.170; South Carolina, 3.150; Penn State, 3.149; Notre Dame, 3.144; Washington State, 3.140;

Swimming coaches association announces all-academic teams

The College Swimming Coaches Association of America (CSCAA) has listed teams that achieved all-academic honors for the 1994 fall semester.

To qualify for honors, a team must have a combined grade-point average of at least 2.800 (4.000 scale) during the fall semester. The CSCAA recognizes a grade-point average of 2.800 or higher as commendable, 3.000 or higher as excellent and 3.250 or higher as superior.

In all, 148 teams were honored. St. Louis' women's team posted the highest grade-point average (3.490) of any team in any division. Fifteen additional women's teams and five men's teams achieved the CSCAA's superior rating.

The following teams received all-academic honors:

Division I
Men: St. John's (New York), 3.130; Boston College, 3.098; UC Santa Barbara, 3.092; Davidson, 3.082; Southern Illinois, 3.080; Wisconsin-Milwaukee, 3.077; Maryland, 3.074; George Washington, 3.060; Lafayette, 3.033; Charleston (South Carolina), 3.009; Ball State, 3.000; California, 2.986; Buffalo, 2.970; Auburn, 2.940; Miami (Ohio), 2.933; Bucknell, 2.930; Iowa, 2.921; Kentucky, 2.920; Wyoming, 2.900; Tennessee, 2.890; North Carolina, 2.881; Rider, 2.880; Texas Christian, 2.820; Bowling Green, 2.810.

Division II
Men: Denver, 3.162; Missouri-Rolla, 3.070; Oakland, 2.930; Grand Valley State, 2.927.
Women: Oakland, 3.080; Denver, 3.078; Mankato State, 3.050; Grand Valley State, 3.043; Cal State Bakersfield, 2.980; Gannon, 2.960;

Division I
Men: Yale, 3.327; Dartmouth, 3.310; St. Louis, 3.180; Auburn, 3.170; Georgetown, 3.142; Notre Dame, 3.087; Boston College, 3.083; Purdue, 3.070; Lafayette, 3.017; Bucknell, 3.010; Davidson, 3.001; California, 2.981; South Carolina, 2.981; St. John's (New York), 2.960; Ball State, 2.940; Minnesota, 2.920; Buffalo, 2.914; Rider, 2.910; Iowa, 2.900; Ohio State, 2.900; Wisconsin State, 2.870; North Carolina, 2.866; Texas Christian, 2.860; Indiana, 2.853; Air Force, 2.840; UC Santa Barbara, 2.831; Drexel, 2.811; Southern Illinois, 2.810.

Women: St. Louis, 3.490; Georgetown, 3.371; La Salle, 3.290; Purdue, 3.270; Yale, 3.267; Fairfield, 3.220; Ohio State, 3.180; Southern Methodist, 3.170; South Carolina, 3.150; Penn State, 3.149; Notre Dame, 3.144; Washington State, 3.140;

Division I
Men: St. John's (New York), 3.130; Boston College, 3.098; UC Santa Barbara, 3.092; Davidson, 3.082; Southern Illinois, 3.080; Wisconsin-Milwaukee, 3.077; Maryland, 3.074; George Washington, 3.060; Lafayette, 3.033; Charleston (South Carolina), 3.009; Ball State, 3.000; California, 2.986; Buffalo, 2.970; Auburn, 2.940; Miami (Ohio), 2.933; Bucknell, 2.930; Iowa, 2.921; Kentucky, 2.920; Wyoming, 2.900; Tennessee, 2.890; North Carolina, 2.881; Rider, 2.880; Texas Christian, 2.820; Bowling Green, 2.810.

Division II
Men: Denver, 3.162; Missouri-Rolla, 3.070; Oakland, 2.930; Grand Valley State, 2.927.
Women: Oakland, 3.080; Denver, 3.078; Mankato State, 3.050; Grand Valley State, 3.043; Cal State Bakersfield, 2.980; Gannon, 2.960;

Women: Princeton, 3.475; Bethany (West Virginia), 3.390; Chicago, 2.810; Washington (Maryland), 2.810.

played December 18 and 20. The championship will be cohosted by Washington State University and the city of Spokane.

The recommended site of the 1998 championship, set for December 17 and 19, is the UV Field-

The NCAA Executive Committee will act on the recommendations at its May 1-4 meeting.

The committee recommended Spokane's new Spokane Arena (capacity 12,300) as the site of the 1997 championship, which will be

Spokane, Washington, as the site for the 1997 championship; Madison, Wisconsin, as the site for the 1998 event; and Honolulu for 1999.

The 1997 championship will mark the first time the event has been conducted in the Northwest.

The NCAA Division I Women's Volleyball Committee has selected its recommended sites for the 1997, 1998 and 1999 NCAA Division I Women's Volleyball Championship finals.

The committee will recommend

house (capacity 11,200) on the University of Wisconsin, Madison, campus. Wisconsin hosted the 1993 finals and established an NCAA volleyball championship attention dance record of 21,085 over two days.

The NCAA Executive Committee will act on the recommendations at its May 1-4 meeting.

The committee recommended Spokane's new Spokane Arena (capacity 12,300) as the site of the 1997 championship, which will be

Spokane, Washington, as the site for the 1997 championship; Madison, Wisconsin, as the site for the 1998 event; and Honolulu for 1999.

The 1997 championship will mark the first time the event has been conducted in the Northwest.

The NCAA Division I Women's Volleyball Committee has selected its recommended sites for the 1997, 1998 and 1999 NCAA Division I Women's Volleyball Championship finals.

The committee will recommend

house (capacity 11,200) on the University of Wisconsin, Madison, campus. Wisconsin hosted the 1993 finals and established an NCAA volleyball championship attention dance record of 21,085 over two days.

I volleyball committee recommends sites for 1997, 1998, 1999 finals

The NCAA Division I Women's Volleyball Committee has selected its recommended sites for the 1997, 1998 and 1999 NCAA Division I Women's Volleyball Championship finals.

The committee will recommend

house (capacity 11,200) on the University of Wisconsin, Madison, campus. Wisconsin hosted the 1993 finals and established an NCAA volleyball championship attention dance record of 21,085 over two days.

The NCAA Executive Committee will act on the recommendations at its May 1-4 meeting.

The committee recommended Spokane's new Spokane Arena (capacity 12,300) as the site of the 1997 championship, which will be

Spokane, Washington, as the site for the 1997 championship; Madison, Wisconsin, as the site for the 1998 event; and Honolulu for 1999.

The 1997 championship will mark the first time the event has been conducted in the Northwest.

The NCAA Division I Women's Volleyball Committee has selected its recommended sites for the 1997, 1998 and 1999 NCAA Division I Women's Volleyball Championship finals.

The committee will recommend