



# PAC-10 NEWS

800 South Broadway, Suite 400 • Walnut Creek, California 94596  
Telephone (510) 932-4411 • Fax (510) 932-4601 • <http://www.pac-10.org>

For Immediate Release: Monday, March 3, 1997  
Contact: Kevin Grigg

## PACIFIC-10 CONFERENCE MEN'S SWIMMING CHAMPIONSHIPS THIS WEEK

**WHAT:** Pacific-10 Conference Men's Swimming Championships

**WHERE:** Belmont Plaza Olympic Pool, Long Beach, Calif.

**WHO:** Men's swimming teams from Arizona, Arizona State, California, Stanford, USC, and Washington will compete for the 1997 Pac-10 Men's Swimming Championship.

**WHEN:** Thursday-Saturday, March 6-8, 1997; Preliminaries begin at 11 a.m. each morning with finals beginning at 6 p.m. each evening.

### THE SCHEDULE:

#### Thursday, March 6

##### Prelims

500-yard freestyle  
200-yard individual medley  
50-yard freestyle  
Pac-10 Invitational

##### Finals

200-yard freestyle relay  
500-yard freestyle  
200-yard individual medley  
50-yard freestyle  
400-yard medley relay  
Pac-10 Invitational

#### Friday, March 7

##### Prelims

400-yard individual medley  
100-yard butterfly  
200-yard freestyle  
100-yard breaststroke  
100-yard backstroke  
Pac-10 Invitational

##### Finals

200-yard medley relay  
400-yard individual medley  
100-yard butterfly  
200-yard freestyle  
100-yard breaststroke  
100-yard backstroke  
800-yard freestyle relay  
Pac-10 Invitational

#### Saturday, March 8

##### Prelims

200-yard backstroke  
100-yard freestyle  
200-yard breaststroke  
200-yard butterfly  
1650-yard freestyle  
Pac-10 Invitational

##### Finals

1650-yard freestyle  
200-yard backstroke  
100-yard freestyle  
200-yard breaststroke  
200-yard butterfly  
400-yard freestyle relay  
Pac-10 Invitational

**TICKETS:** Tickets for the 1997 Pacific-10 Conference Swimming Championships are available at the Belmont Plaza Olympic Pool on the day of event only. All session passes are \$15.00. An admission fee of \$4.00 for adults and \$2.00 for students with identification and youth under 16 years of age will be charged during the finals sessions each night.

**MEDIA CONTACT:** The University of Southern California sports information office will handle publicity of the 1997 Men's Swimming Championships. Paul Goldberg, assistant sports information director, can be reached at (213) 740-8480.

**MEET RESULTS:** At the conclusion of each session, results will be posted on the Pac-10 FAXBACK system. The phone number is (503) 614-4044 and the document number is 2352.

**SWIMMERS TO WATCH:** ARIZONA's Chris Counts won the 200-yard freestyle at the Southeastern Conference Championships a year ago and will attempt to claim the Pac-10 title this year. Seniors Chris Brophy, Adam Grodzki, Geoff Hansen and Abe Wick all have previous NCAA experience and will lead the 'Cats . . . ASU SO Francisco Sanchez and SR Felipe Delgado will return as the two swimmers to beat in the 50-yard freestyle. They took first-place and second-place at last season's Pac-10 Championships, with Sanchez the defending NCAA Champion . . . CALIFORNIA's Markus Dicke placed third in the 50-yard freestyle at the Pac-10 meet last year and earned All-America honors in the 400 medley relay. JR Bart Sikora will attempt to win his first Pac-10 title in either the 200 IM or backstroke events . . . STANFORD's Sabir Muhammad returns to defend his Pac-10 record performance in the 100-yard butterfly. Overall, the Cardinal returns six individual winners from last season's Pac-10 Championships . . . USC's Bela Szabados, David Meca, Mark Kwok, and Jeff Julian will be counted on to score points. Szabados is the 1996 NCAA title holder in the 200 free and Kwok is a '96 Olympian.

**ONE YEAR AGO:** STANFORD cruised to its 15th straight Pac-10 title and went on to finish fourth at the NCAA Championships in Texas. Arizona and California finished second and third, respectively.

**TEAM RESULTS**

1. STAN	908
2. ARIZ	603
3. CAL	577
4. USC	535
5. ASU	382
6. WASH	236

**DEFENDING INDIVIDUAL CHAMPIONS**

100 Free	Dod Wales, STAN.....	43.98
100 Back	Sabir Muhammad, STAN.....	47.92
200 Back	Tate Blahnik, STAN.....	1:43.51
100 Breast	Andre Salles-Cunha, STAN.....	55.77
100 Fly	Sabir Muhammad, STAN.....	46.88
200 IM	Tom Wilkens, STAN.....	1:47.14
400 IM	Tom Wilkens, STAN.....	3:47.55

**TV TIME:** The Pac-10 Men's Swimming Championships will be televised Tuesday, March 11, 1997, on Fox Sports Net at 11 a.m. PT.

**NCAA CHAMPIONSHIPS:** The Men's Swimming and Diving National Championships will be held in Minneapolis, Minnesota from March 27-29, 1997.

*Pac-10 Properties would like to recognize and thank our growing family of Corporate Partners:*



*The official rental car of the Pac-10 Conference*



*The official telecommunications consultant to the Pac-10 Conference*

Eric Magnuson, Executive Director  
510.932.3355/Fax 510.746.2250  
emagnuson@pac-10.org



Pac-10 Properties is a joint venture between the Pac-10 Conference and FOX Sports Net





**1997 Pacific-10 Conference Men's Diving  
Championships**

**February 27 - March 1  
Federal Way, Washington**

**FINAL RESULTS**

WOMEN'S SWIMMING & DIVING AND MEN'S DIVING CHAMPS  
FEBRUARY 27-MARCH 1, 1997

## Meet Results for Finals - Yards

## Event 5A Men 1 M Diving

PL	Name	Yr	Team	Finals	Points
1	ALLPORT, TIM		UNIV OF SO CALIFORNIA	477.35	-
2	SJODIN, JIMMY		UNIV OF ARIZONA	465.40	-
3	FRANCIS, KEVIN		UNIV OF ARIZONA	438.40	-
4	ZIMMERMAN, DANNY		UNIV OF ARIZONA	388.35	-
5	HARPER, ANDREW		STANFORD	367.95	-
6	MICHELIN, MARK		STANFORD	366.20	-
7	STIEFEL, BEN		UNIV OF SO CALIFORNIA	364.30	-
8	LEMKE, SCOTT		ARIZONA STATE UNIV	360.70	-
9	KOCAL, JOE		UNIV OF CALIF-BERKELEY	331.45	-
10	BERRY, JOEL		ARIZONA STATE UNIV	314.25	-
11	ECK, JUSTIN		ARIZONA STATE UNIV	308.95	-
12	SABINO, KEN		ARIZONA STATE UNIV	294.95	-
13	BRENNEMAN, TODD		ARIZONA STATE UNIV	291.70	-
14	SONKIN, ALAN		ARIZONA STATE UNIV	265.85	-

WOMEN'S SWIMMING & DIVING AND MEN'S DIVING CHAMPS  
FEBRUARY 27-MARCH 1, 1997

Meet Results for Finals - Yards

Event 5A Men 1 M Diving

PL	Meet ID	Name	Yr	Team	Finals	Points
1	1172	ALLPORT, TIM		USC	455.85	-
2	1214	SJODIN, JIMMY		ARIZ	437.00	-
3	1021	FRANCIS, KEVIN		ARIZ	404.45	-
4	1213	ZIMMERMAN, DANNY		ARIZ	373.90	-
5	1119	MICHELIN, MARK		STAN	357.75	-
6	1173	STIEFEL, BEN		USC	351.20	-
7	1120	HARPER, ANDREW		STAN	347.30	-
8	1046	LEMKE, SCOTT		ASU	344.50	-
9	1078	KOCAL, JOE		CAL	331.45	-
10	1048	BERRY, JOEL		ASU	314.25	-
11	1045	ECK, JUSTIN		ASU	308.95	-
12	1050	SABINO, KEN		ASU	294.95	-
13	1047	BRENNEMAN, TODD		ASU	291.70	-
14	1049	SONKIN, ALAN		ASU	265.85	-

King County

WOMEN'S SWIMMING & DIVING AND MEN'S DIVING CHAMPS  
FEBRUARY 27-MARCH 1, 1997

Meet Manager Pg

Meet Results for Finals - Yards

Event 13A Men 3 M Diving

PL	Meet ID	Name	Yr	Team	Finals
1	1214	SJODIN, JIMMY		ARIZ	570.95
2	1021	FRANCIS, KEVIN		ARIZ	459.00
3	1172	ALLPORT, TIM		USC	446.30
4	1213	ZIMMERMAN, DANNY		ARIZ	437.25
5	1045	ECK, JUSTIN		ASU	415.90
6	1120	HARPER, ANDREW		STAN	393.20
7	1119	MICHELIN, MARK		STAN	372.95
8	1049	SONKIN, ALAN		ASU	362.95
9	1173	STIEFEL, BEN		USC	369.70
10	1046	LEMKE, SCOTT		ASU	349.15
11	1078	KOCAL, JOE		CAL	332.65
12	1048	BERRY, JOEL		ASU	312.45
13	1047	BRENNEMAN, TODD		ASU	305.05
14	1050	SABINO, KEN		ASU	295.05

WOMEN'S SWIMMING & DIVING AND MEN'S DIVING CHAMPS  
FEBRUARY 27-MARCH 1, 1997

Meet Results for Finals - Yards

Event 13A Men 3 M Diving

PL	Meet ID	Name	Yr	Team	Finals	Points
1	1214	SJODIN, JIMMY		UA	549.80	-
2	1172	ALLPORT, TIM		USC	434.55	-
3	1021	FRANCIS, KEVIN		UA	433.90	-
4	1213	ZIMMERMAN, DANNY		UA	433.00	-
5	1120	HARPER, ANDREW		STAN	401.00	-
6	1119	MICHELIN, MARK		STAN	388.25	-
7	1049	SONKIN, ALAN		ASU	386.85	-
8	1045	ECK, JUSTIN		ASU	380.05	-
9	1173	STIEFEL, BEN		USC	369.70	-
10	1046	LEMKE, SCOTT		ASU	349.15	-
11	1078	KOCAL, JOE		CAL	332.65	-
12	1048	BERRY, JOEL		ASU	312.45	-
13	1047	BERNNEMAN, TODD		ASU	305.05	-
14	1050	SABINO, KEN		ASU	295.05	-

King County

WOMEN'S SWIMMING & DIVING AND MEN'S DIVING CHAMPS  
FEBRUARY 27-MARCH 1, 1997

Meet Manager Pg

Meet Results for Finals - Yards

Event 20A Men Plat Diving

PL	Meet ID	Name	Yr	Team	Finals	Poin
1	1214	SJODIN, JIMMY		ARIZ	734.85	-
2	1021	FRANCIS, KEVIN		ARIZ	510.35	-
3	1213	ZIMMERMAN, DANNY		ARIZ	505.05	-
4	1119	MICHELIN, MARK		STAN	485.75	-
5	1172	ALLPORT, TIM		USC	457.85	-
6	1049	SONKIN, ALLAN		ASU	456.10	-
7	1045	ECK, JUSTIN		ASU	441.20	-
8	1120	HARPER, ANDREW		STAN	419.15	-
9	1047	BRENNEMAN, TODD		ASU	241.60	-
10	1173	STIEFEL, BEN		USC	233.60	-
11	1050	SABINO, KEN		ASU	228.40	-
12	1048	BERRY, JOEL		ASU	211.65	-




WOMEN'S SWIMMING & DIVING AND MEN'S DIVING CHAMPS  
FEBRUARY 27-MARCH 1, 1997

Meet Results for Finals - Yards

Event 20A Men Plat Diving (PRELIMS)

PL	Meet ID	Name	Yr	Team	Finals	Points
1	1214	SJODIN, JIMMY		ARIZ	500.15	-
2	1213	ZIMMERMAN, DANNY		ARIZ	365.80	-
3	1021	FRANCIS, KEVIN		ARIZ	335.15	-
4	1119	MICHELIN, MARK		STAN	324.50	-
5	1172	ALLPORT, TIM		USC	308.80	-
6	1049	SONKIN, ALAN		ASU	305.50	-
7	1120	HARPER, ANDREW		STAN	294.85	-
8	1045	ECK, JUSTIN		ASU	294.65	-
9	1047	BRENNEMAN, TODD		ASU	241.60	-
10	1173	STIEFEL, BEN		USC	233.60	-
11	1050	SABINO, KEN		ASU	228.40	-
12	1048	BERRY, JOEL		ASU	211.65	-

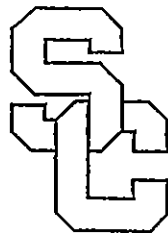
1997  
PACIFIC-10 CONFERENCE  
MEN'S SWIMMING  
CHAMPIONSHIPS



MEET RESULTS



*The official rental car of the Pac-10 Conference*



*The official telecommunications consultant  
to the Pac-10 Conference*

HOSTED BY USC

BELMONT PLAZA POOL  
LONG BEACH, CALIFORNIA

MEN'S 1997 PACIFIC-10 SWIMMING AND DIVING CHAMPIONSHIPS  
 HOST: UNIVERSITY OF SOUTHERN CALIFORNIA SPONSORS: GTE AND HERTZ  
 HELD AT: BELMONT PLAZA POOL-LONG BEACH, CA MARCH 6-8, 1997

EVENT :	1	MEN'S 200	YARDS	FREESTYLE RELAY	*****	MARCH 6, 1997	*****
NCAA		1:16.93	STANFORD	STANFORD	1994		
PAC-10		1:18.42	STANFORD	STANFORD	1992		
QUALIFYING FOR NCAA AUTOMATIC			1:19.41				
QUALIFYING FOR NCAA CONSID.			1:21.79				
FINAL RESULTS							
RANK	NAME	YEAR	TEAM	TIME			
1)	ASU "A"			1:18.75	CAL "A"		1:21.20 EX
1)	SANCHEZ, FRANCIS	SO	STANFORD	:19.74	3) HUTCHISON, CRAIG	JR	:58.46
2)	DELGADO, FELIPE	SR		:39.14	4) MULLEN, MIKE	FR	1:18.75
1)	STANFORD "A"			1:18.89	UNDF-USC "B"	*	1:22.30 EX
1)	CLAYPOOL, SCOTT	JR		:20.01	3) OLSON, CHRIS	JR	:59.21
2)	CROME, JED	JR		:39.72	4) MUHAMMAD, SABIR	JR	1:18.89
1)	USC "A"			1:20.52	UNDF-ARIZONA "B"	*	1:22.49 EX
1)	KRAZELBURG, LENN	JR		:20.13	3) WILLIAMS, MIKE	SO	1:00.16
2)	JOHNSON, KENT	SR		:40.19	4) SZABADOS, BELA	SO	1:20.52
1)	ARIZONA "A"			1:20.61	CAL "B"	*	1:23.22 EX
1)	WICK, ABE	SR		:20.29	3) OROZCO, JASON	SR	1:00.39
2)	COUNTS, CHRIS	JR		:40.40	4) BROPHY, CHRIS	SR	1:20.61
1)	CALIFORNIA "A"			1:20.90	UNDF-WASHINGTON "B"	*	1:26.50 EX
1)	KIZIEROWSKI, BAR	FR		:20.19	3) GAGGERO, DAVE	SO	1:00.83
2)	MERSEBURG, LARS	FR		:40.25	4) DICKE, MARKUS	SR	1:20.90
1)	WASHINGTON "A"			1:25.17	UNDF-STANFORD "B"	*	1:28.85 EX
1)	HUDSON, FERGUS	SO		:21.18	3) DIVELBESS, KEN	JR	1:03.85
2)	HAYDU, ADRIAN	FR		:42.70	4) GRAVROCK, CAM	SR	1:25.17
	UNDF-ASU "B"	*		DISQUAL	UNDF-STANFORD "C"	*	1:33.05 EX
1)	DIAZ, GUILLERMO	SO		:20.66	3) ABAL, PABLO	FR	1:00.87
2)	VARGAS, NELSON	SR		:40.71	4) GODFREY, MARSHAL	SR	DISQUAL
1)	PIERCE, MATTHEW	SO		:22.12	3) HOLDEN, BLAKE	SO	1:10.22
2)	KETTERLING, CASE	SO		:43.80	4) LISCHKE, JON	SR	1:33.05

EVENT :	2	MEN'S 500	YARDS	FREESTYLE	*****	MARCH 6, 1997	*****
NCAA		4:08.75	TOM DOLAN	MICHIGAN	3/23/95		
PAC-10		4:15.78	M. PODKOSCIELNY	ARIZONA	1992		
QUALIFYING FOR NCAA AUTOMATIC			4:21.03				
QUALIFYING FOR NCAA CONSID.			4:28.86				

PLACE	NAME	YEAR	TEAM	TRIALS	FINAL
CHAMPIONSHIP FINAL					
1)	SZABADOS, BELA	SO	USC	4:21.17	4:20.25
	:24.39	:50.89	1:17.68	1:44.47	2:11.48
	2:37.53	3:03.53	3:29.17	3:55.11	4:20.25
2)	NEETHLING, RYK	FR	ARIZONA	4:22.17	4:20.34
	:24.62	:51.21	1:17.70	1:44.60	2:11.74
	2:38.38	3:04.42	3:30.43	3:56.10	4:20.34

( CONTINUED ON NEXT PAGE )

## EVENT: 2 MEN'S 500 YARDS FREESTYLE

(CONTINUED)

3) JULIAN, JEFF	SR USC	4:22.40	4:21.19
:24.40 :51.25	1:17.91 1:44.73	2:11.59	
2:38.14 3:04.54	3:38.88 3:56.36	4:21.19	
4) DOLNIAK, GRZEGORZ	SR USC	4:22.48	4:21.82
:25.21 :51.81	1:18.38 1:45.19	2:12.87	
2:38.84 3:05.11	3:30.87 3:56.76	4:21.82	
5) KWOK, MARK	SO USC	4:26.43	4:23.88
:24.83 :51.69	1:18.54 1:45.43	2:12.18	
2:38.96 3:05.56	3:31.65 3:57.98	4:23.88	
6) JOHNSON, KENT	SR USC	4:28.52	4:24.06
:24.52 :50.88	1:17.62 1:44.60	2:11.37	
2:38.06 3:04.22	3:30.51 3:56.98	4:24.06	
7) ILIKA, JOSH	SR USC	4:25.28	4:24.47
:24.58 :51.42	1:18.41 1:45.48	2:12.47	
2:39.37 3:06.27	3:32.58 3:58.81	4:24.47	
8) AUBREY, BRETT	FR USC	4:26.81	4:29.29
:24.61 :51.64	1:18.61 1:45.88	2:12.78	
2:39.94 3:07.12	3:34.44 4:02.18	4:29.29	

## CONSOLATION FINAL

7) RADVANY, KEVIN	SR STANFORD	4:27.40	4:22.23
:24.24 :50.37	1:16.63 1:43.22	2:10.02	
2:36.81 3:04.04	3:31.66 3:57.05	4:22.23	
8) LOADER, DANYON	SO CALIFORNIA	4:27.08	4:23.64
:23.50 :49.36	1:15.86 1:42.62	2:09.44	
2:36.38 3:03.02	3:30.18 3:57.41	4:23.64	
9) HANSON, GEOFF	SR ARIZONA	4:26.84	4:24.98
:24.54 :50.70	1:17.16 1:43.78	2:10.40	
2:37.11 3:03.87	3:30.92 3:58.12	4:24.98	
10) DE HART, GREG	SR WASHINGTON	4:27.41	4:27.80
:24.27 :50.72	1:17.44 1:44.26	2:11.43	
2:38.50 3:05.87	3:33.49 4:01.13	4:27.80	
11) O'MARA, MATT	SO STANFORD	4:27.84	4:28.05
:24.94 :51.71	1:18.66 1:45.78	2:12.80	
2:39.82 3:07.06	3:34.45 4:01.85	4:28.05	
12) GAGGERO, DAVE	SO CALIFORNIA	4:28.69	4:31.95
:24.93 :51.73	1:18.98 1:46.50	2:14.24	
2:42.14 3:09.67	3:37.44 4:05.51	4:31.95	
13) SMITH, GABE	FR ARIZONA	4:29.88	4:32.36
:25.62 :52.54	1:19.74 1:47.17	2:14.41	
2:41.86 3:09.40	3:37.32 4:05.17	4:32.36	
14) BRODZKI, ADAM	SR ARIZONA	4:27.07	4:32.44
:24.83 :51.04	1:17.86 1:45.24	2:13.02	
2:40.96 3:09.02	3:37.05 4:05.36	4:32.44	

## BONUS FINAL

13) GREVES, RICHARD	SO ASU	4:30.56	4:27.79
:24.50 :50.92	1:18.28 1:45.76	2:13.07	
2:40.53 3:08.19	3:35.48 4:01.86	4:27.79	
14) NEEBE, STEVEN	FR STANFORD	4:32.04	4:28.42
:24.78 :51.87	1:19.12 1:46.64	2:14.35	
2:41.42 3:08.49	3:35.41 4:02.22	4:28.42	
15) MELLEY, MIKE	SR ASU	4:32.74	4:30.44
:24.72 :51.31	1:18.56 1:45.87	2:13.42	
2:41.03 3:08.78	3:36.46 4:04.15	4:30.44	
16) CUNNINGHAM, CHRIS	15 ARIZONA	4:30.19	4:30.64
:24.79 :51.23	1:18.18 1:45.47	2:13.18	
2:40.46 3:07.85	3:35.50 4:03.18	4:30.64	

( CONTINUED ON NEXT PAGE )

17) WASSGATT, MIKE	FR CALIFORNIA	4:33.20	4:31.85
:24.98	:51.78	1:19.05	1:46.53
2:14.04	2:41.60	3:09.15	3:37.09
4:04.88	4:31.85		
18) MC FARLAND, MATT	SD CALIFORNIA	4:33.96	4:33.05
:25.38	:52.74	1:20.30	1:47.96
2:16.11	2:43.50	3:11.04	3:38.86
4:06.19	4:33.05		
19) PLANK, GREG	FR ASU	4:35.00	4:35.38
:24.31	:51.59	1:19.27	1:47.22
2:15.46	2:43.28	3:11.34	3:39.35
4:07.52	4:35.38		
20) SCHELL, BRANNON	FR WASHINGTON	4:34.36	4:38.09
:25.68	:52.84	1:20.38	1:48.10
2:16.36	2:44.80	3:12.71	3:41.07
4:09.92	4:38.09		
1) JOHNSON, KENT	SR USC	4:20.52	
:24.00	:49.80	1:15.94	1:42.56
2:09.24	2:35.75	3:02.40	3:28.89
3:55.34	4:20.52		
2) SZABADOS, BELA	SD USC	4:21.17	
:23.59	:49.34	1:15.44	1:42.13
2:08.55	2:35.45	3:01.74	3:28.58
3:55.03	4:21.17		
3) NEETHLING, RYK	FR ARIZONA	4:22.17	
:24.44	:50.89	1:17.90	1:45.08
2:11.57	2:38.20	3:04.68	3:31.19
3:57.56	4:22.17		
4) JULIAN, JEFF	SR USC	4:22.40	
:24.27	:50.85	1:17.70	1:44.44
2:11.18	2:38.20	3:05.34	3:30.31
3:56.16	4:22.40		
5) DOLNIAK, GRZEGORZ	SR USC	4:22.48	
:24.48	:50.64	1:17.13	1:43.72
2:10.11	2:36.55	3:03.02	3:29.81
3:56.55	4:22.48		
6) ILIKA, JOSH	SR USC	4:25.28	
:24.66	:51.05	1:17.76	1:44.74
2:11.60	2:38.56	3:05.57	3:32.67
3:59.42	4:25.28		
7) KWOK, MARK	SD USC	4:26.43	
:24.88	:51.48	1:18.29	1:45.07
2:11.91	2:38.69	3:05.19	3:32.18
3:59.48	4:26.43		
8) AUBREY, BRETT	FR USC	4:26.81	
:24.43	:51.08	1:18.08	1:45.13
2:12.10	2:39.21	3:06.42	3:33.61
4:00.65	4:26.81		
9) HANSON, GEOFF	SR ARIZONA	4:26.84	
:24.76	:51.13	1:17.50	1:44.44
2:11.25	2:38.25	3:05.30	3:32.62
4:00.02	4:26.84		
10) GRODZKI, ADAM	SR ARIZONA	4:27.07	
:24.61	:51.13	1:17.72	1:44.61
2:11.89	2:39.15	3:06.49	3:33.86
4:01.06	4:27.07		
11) LOADER, DANYON	SD CALIFORNIA	4:27.08	
:24.24	:50.17	1:16.82	1:43.84
2:10.79	2:37.99	3:05.44	3:33.01
4:00.33	4:27.08		
12) RADVANY, KEVIN	SR STANFORD	4:27.40	
:24.60	:50.92	1:17.58	1:44.47
2:11.56	2:38.99	3:06.39	3:33.87
4:01.08	4:27.40		
13) DE HART, GREG	SR WASHINGTON	4:27.41	
:24.75	:51.22	1:18.03	1:45.18
2:12.38	2:39.63	3:06.96	3:34.31
4:01.51	4:27.41		
14) O'MARA, MATT	SD STANFORD	4:27.84	
:24.93	:51.64	1:18.59	1:45.46
2:12.44	2:39.36	3:06.57	3:34.06
4:01.28	4:27.84		
15) GAGGERD, DAVE	SD CALIFORNIA	4:28.69	
:24.59	:51.10	1:17.75	1:44.75
2:11.86	2:39.06	3:06.46	3:33.91
4:01.33	4:28.69		
16) ELIASSON, CHRISTOFF	*FR UNCF-CALIFORNIA*	4:29.82	
:24.88	:51.64	1:19.20	1:46.69
2:13.97	2:41.17	3:08.53	3:35.93
4:03.23	4:29.82		
17) SMITH, GABE	FR ARIZONA	4:29.88	
:25.44	:52.04	1:19.04	1:46.24
2:13.59	2:40.81	3:08.21	3:35.81
4:03.12	4:29.88		
18) CUNNINGHAM, CHRIS	15 ARIZONA	4:30.19	
:24.63	:51.36	1:18.83	1:46.52
2:14.01	2:41.38	3:08.76	3:36.06
4:03.50	4:30.19		
19) GREVES, RICHARD	SD ASU	4:30.56	
:24.71	:51.24	1:18.04	1:45.39
2:12.49	2:40.21	3:07.69	3:35.54
4:03.47	4:30.56		
20) NEEBE, STEVEN	FR STANFORD	4:32.04	
:24.33	:51.40	1:18.66	1:45.82
2:12.97	2:40.48	3:08.09	3:35.93
4:04.21	4:32.04		
21) MELLE, MIKE	SR ASU	4:32.74	
:24.65	:51.37	1:18.61	1:46.00
2:13.63	2:41.35	3:09.25	3:37.29
4:05.63	4:32.74		
22) WASSGATT, MIKE	FR CALIFORNIA	4:33.20	
:24.93	:51.28	1:18.09	1:45.56
2:12.85	2:40.60	3:08.37	3:36.84
4:05.42	4:33.20		
23) MC FARLAND, MATT	SD CALIFORNIA	4:33.96	
:25.00	:51.99	1:19.45	1:47.13
2:14.81	2:42.45	3:10.33	3:38.53
4:06.59	4:33.96		
24) SCHELL, BRANNON	FR WASHINGTON	4:34.36	
:25.39	:52.32	1:19.62	1:47.40
2:15.10	2:42.70	3:10.69	3:39.00
4:06.73	4:34.36		
25) PLANK, GREG	FR ASU	4:35.00	
:23.90	:51.17	1:19.10	1:47.18
2:15.37	2:43.35	3:11.14	3:39.11
4:07.41	4:35.00		
26) NELSON, BRYAN	FR WASHINGTON	4:35.27	
:25.64	:53.02	1:20.74	1:48.12
2:15.62	2:43.37	3:10.98	3:39.14
4:07.33	4:35.27		
27) MILLER, ANDY	FR WASHINGTON	4:35.96	
:25.87	:52.97	1:20.77	1:48.95
2:17.16	2:45.16	3:13.23	3:41.20
4:09.38	4:35.96		
28) LISCHKE, JON	*SR UNCF-STANFORD *	4:36.79	
:25.15	:51.73	1:19.18	1:46.88
2:14.93	2:43.22	3:11.60	3:40.07
4:08.88	4:36.79		

## EVENT: 2 MEN'S 500 YARDS FREESTYLE

(CONTINUED)

29) MECA, DAVID	SR USC	4:36.89	32) HATLEID, BRIAN	SO ASU	4:39.58
:25.64 :52.83 1:20.41 1:48.35 2:16.55			:25.83 :53.25 1:21.31 1:49.84 2:18.22		
2:44.54 3:12.66 3:40.94 4:09.38 4:36.89			2:46.70 3:15.17 3:43.40 4:11.53 4:39.58		
30) OLVER, BRIAN	* UNDF-USC	* 4:37.99	33) WOLFENBERG, ADAM	*FR UNDF-ASU	* 4:41.90
:25.52 :52.99 1:20.69 1:48.69 2:16.74			:25.86 :53.15 1:21.22 1:49.74 2:18.26		
2:44.96 3:13.51 3:42.02 4:10.64 4:37.99			2:46.76 3:15.14 3:43.86 4:13.08 4:41.90		
31) VAN POOL, KEN	JR WASHINGTON	4:38.30			
:25.66 :53.40 1:21.57 1:50.17 2:18.47					
2:46.64 3:14.96 3:43.13 4:11.19 4:38.30					

EVENT : 3 MEN'S 200 YARDS INDIVIDUAL MEDLEY  
 NCAA 1:43.52 GREG BURGESS FLORIDA  
 PAC-10 1:45.40 TRIP SEDLITZ STANFORD  
 QUALIFYING FOR NCAA AUTOMATIC 1:47.16  
 QUALIFYING FOR NCAA CONSID. 1:50.37

\*\*\*\*\* MARCH 6, 1997 \*\*\*\*\*  
 1993  
 1993

PLACE	NAME	YEAR	TEAM	TRIALS	FINAL
-------	------	------	------	--------	-------

## CHAMPIONSHIP FINAL

1) WILKENS, TOM	JR STANFORD	1:47.44	1:46.99
:23.85 :51.17 1:21.46 1:46.99			
2) COUNTS, CHRIS	JR ARIZONA	1:48.21	1:47.38
:23.92 :51.62 1:22.64 1:47.38			
3) WALES, DOD	SO STANFORD	1:48.13	1:47.79
:23.15 :50.06 1:22.51 1:47.79			
4) KOZULJ, GORDAN	SO CALIFORNIA	1:48.93	1:48.22
:23.01 :49.47 1:21.67 1:48.22			
5) JONES, SCOTT	SR STANFORD	1:48.73	1:48.36
:23.37 :50.62 1:22.37 1:48.36			
6) FLINT, GLEN	JR ARIZONA	1:49.32	1:48.76
:24.28 :52.64 1:22.99 1:48.76			
7) COUNTS, GLENN	FR STANFORD	1:49.38	1:49.02
:23.21 :50.92 1:22.99 1:49.02			
8) DUNCAN, RYAN	SR CALIFORNIA	1:50.05	1:50.00
:24.14 :51.90 1:23.79 1:50.00			

## CONSOLATION FINAL

7) NORDYKE, BRENT	SR WASHINGTON	1:50.81	1:49.72
:24.41 :52.89 1:23.84 1:49.72			
8) BROPHY, CHRIS	SR ARIZONA	1:51.03	1:49.81
:23.30 :50.96 1:24.04 1:49.81			
9) SIRISAMONT, NUK	JR CALIFORNIA	1:50.78	1:49.82
:25.14 :53.56 1:24.51 1:49.82			
10) DYKSTRA, JOE	JR WASHINGTON	1:50.86	1:50.08
:24.44 :52.14 1:24.46 1:50.08			
11) VARGAS, NELSON	SR ASU	1:50.30	1:50.25
:24.30 :52.75 1:25.06 1:50.25			
12) RONGSON, STEVE	FR STANFORD	1:51.00	1:50.69
:24.43 :52.43 1:23.86 1:50.69			
13) MYLAN, CHRIS	JR USC	1:51.02	1:50.75
:24.90 :52.60 1:24.38 1:50.75			
14) GALIC, DOMINIK	JR CALIFORNIA	1:51.05	1:50.92
:24.00 :53.02 1:24.88 1:50.92			

( CONTINUED ON NEXT PAGE )

## BONUS FINAL

13) DIAZ, GUILLERMO	SO ASU	1:51.15	1:50.82
	:23.75 :51.77 1:24.76 1:50.82		
14) PHUANGTHONG, GOH	FR USC	1:51.22	1:50.93
	:24.58 :52.15 1:25.12 1:50.93		
15) SMITH, TROY	SR ARIZONA	1:52.07	1:51.25
	:24.45 :52.05 1:24.65 1:51.25		
16) BLAHNIK, TATE	SO STANFORD	1:52.19	1:51.33
	:24.34 :51.08 1:25.42 1:51.33		
17) BECKWITH, HARVEY	FR USC	1:52.88	1:54.12
	:24.47 :54.73 1:26.04 1:54.12		
18) GRAVROCK, CAM	SR WASHINGTON	1:52.76	1:54.32
	:24.37 :53.40 1:26.82 1:54.32		
19) MESSNER, STEVE	FR CALIFORNIA	1:52.79	1:59.48
	:25.65 :56.86 1:31.36 1:59.48		
CLAYTOR, CHRISTIAN	JR CALIFORNIA	1:52.42	DISQUAL
	:00.00 :00.00 :00.00 DISQUAL		
1) WILKENS, TOM	JR STANFORD	1:47.44	
	:24.27 :51.94 1:21.91 1:47.44		
2) SIKORA, BART	*JR UNDF-CALIFORNIA*	1:47.56	
	:23.52 :49.49 1:21.90 1:47.56		
3) MALES, DOD	SO STANFORD	1:48.13	
	:23.07 :49.99 1:22.64 1:48.13		
4) COUNTS, CHRIS	JR ARIZONA	1:48.21	
	:24.21 :51.70 1:23.41 1:48.21		
5) JONES, SCOTT	SR STANFORD	1:48.73	
	:23.30 :50.41 1:22.10 1:48.73		
6) KOZULJ, GORDAN	SO CALIFORNIA	1:48.93	
	:23.35 :50.16 1:23.09 1:48.93		
7) FLINT, GLEN	JR ARIZONA	1:49.32	
	:24.37 :00.00 1:23.31 1:49.32		
8) COUNTS, GLENN	FR STANFORD	1:49.38	
	:23.07 :49.83 1:22.05 1:49.38		
9) DUNCAN, RYAN	SR CALIFORNIA	1:50.05	
	:24.47 :52.60 1:24.06 1:50.05		
10) VARGAS, NELSON	SR ASU	1:50.30	
	:23.97 :51.40 1:23.92 1:50.30		
11) SIRISANONT, NUJ	JR CALIFORNIA	1:50.78	
	:25.22 :53.79 1:24.09 1:50.78		
12) NORDYKE, BRENT	SR WASHINGTON	1:50.81	
	:24.28 :52.68 1:24.01 1:50.81		
13) DYKSTRA, JOE	JR WASHINGTON	1:50.86	
	:24.02 :51.36 1:24.41 1:50.86		
14) RONSON, STEVE	FR STANFORD	1:51.00	
	:24.16 :51.70 1:23.59 1:51.00		
15) MYLAN, CHRIS	JR USC	1:51.02	
	:24.80 :52.73 1:24.70 1:51.02		
16) BROPHY, CHRIS	SR ARIZONA	1:51.03	
	:23.31 :50.22 1:23.96 1:51.03		
17) GALIC, DOMINIK	JR CALIFORNIA	1:51.05	
	:23.96 :53.16 1:24.94 1:51.05		
18) DIAZ, GUILLERMO	SO ASU	1:51.15	
	:23.50 :51.15 1:24.62 1:51.15		
19) PHUANGTHONG, GOH	FR USC	1:51.22	
	:24.44 :52.09 1:25.04 1:51.22		
20) SMITH, TROY	SR ARIZONA	1:52.07	
	:24.39 :52.23 1:25.19 1:52.07		
21) BLAHNIK, TATE	SO STANFORD	1:52.19	
	:24.14 :50.85 1:25.58 1:52.19		
22) CLAYTOR, CHRISTIAN	JR CALIFORNIA	1:52.42	
	:24.33 :53.45 1:25.08 1:52.42		
23) BUTLER, KEVIN	*FR UNDF-ASU *	1:52.62	
	:24.27 :52.79 1:25.90 1:52.62		
24) GRAVROCK, CAM	SR WASHINGTON	1:52.76	
	:23.97 :52.50 1:25.60 1:52.76		
25) MESSNER, STEVE	FR CALIFORNIA	1:52.79	
	:24.91 :53.00 1:24.72 1:52.79		
26) BECKWITH, HARVEY	FR USC	1:52.88	
	:24.61 :54.31 1:26.09 1:52.88		
27) KETTERLING, CASEY	SO STANFORD	1:52.90	
	:25.00 :52.48 1:25.40 1:52.90		
28) HOLDEN, BLAKE	SO STANFORD	1:53.49	
	:24.59 :54.15 1:25.89 1:53.49		
29) CARGIN, SEAN	FR CALIFORNIA	1:53.53	
	:23.92 :52.20 1:26.38 1:53.53		
30) CADY, DILLON	JR WASHINGTON	1:53.66	
	:24.75 :53.46 1:26.51 1:53.66		
31) SUHAYDA, PETER	* UNDF-USC *	1:53.88	
	:23.96 :52.62 1:26.97 1:53.88		
32) ABAL, PABLO	FR ASU	1:53.97	
	:24.44 :52.67 1:27.01 1:53.97		
33) MARTINEZ, ADAM	FR WASHINGTON	1:54.06	
	:24.43 :53.14 1:26.54 1:54.06		
34) BELTRAN, JUAN	JR ASU	1:54.49	
	:24.00 :53.86 1:26.98 1:54.49		
35) SILVER, ALEX	SO CALIFORNIA	1:54.60	
	:24.65 :54.40 1:28.02 1:54.60		
36) BROWN, D. SCOTT	SO ASU	1:54.76	
	:25.07 :53.64 1:27.27 1:54.76		

( CONTINUED ON NEXT PAGE )

EVENT: 3 MEN'S 200 YARDS INDIVIDUAL MEDLEY (CONTINUED)

37) TERRELL, JEFF	*SO UNOF-ARIZONA	*	1:55.17	43) STRATTON, RYAN	FR WASHINGTON		1:55.92
	:24.61 :53.87 1:27.75		1:55.17		:25.20 :55.39 1:28.84		1:55.92
38) MOTT, STEVE	SR WASHINGTON		1:55.24	44) OLVER, BRIAN	* UNOF-USC	*	1:56.49
	:25.17 :54.57 1:27.08		1:55.24		:25.72 :55.72 1:29.71		1:56.49
39) DIETRICH, TIM	JR WASHINGTON		1:55.31	45) TUNSTALL, JON	FR ASU		1:56.93
	:24.53 :54.57 1:27.69		1:55.31		:25.33 :54.73 1:28.28		1:56.93
40) DURHAM, EDDIE	FR USC		1:55.53	46) GEITZ, CHRISTIAN	FR WASHINGTON		1:57.39
	:25.40 :56.95 1:28.38		1:55.53		:25.18 :53.62 1:29.65		1:57.39
41) VINSON, CHRIS	SO ASU		1:55.56	47) LAZENBY, ANDREW	JR WASHINGTON		1:57.83
	:24.88 :52.77 1:28.00		1:55.56		:25.32 :54.13 1:30.36		1:57.83
42) ROOSA, ROBERT	FR WASHINGTON		1:55.60	48) MORRIS, RICHARD	*SO UNOF-ASU	*	1:58.74
	:24.75 :55.02 1:28.67		1:55.60		:25.79 :57.34 1:29.27		1:58.74

EVENT : 4 MEN'S 50 YARDS FREESTYLE \*\*\*\*\* MARCH 6, 1997 \*\*\*\*\*  
 NCAA :19.14 DAVID FOX NO CAROLINE ST 1993  
 PAC-10 :19.81 LEAMY/KURZA UCLA '82/90  
 QUALIFYING FOR NCAA AUTOMATIC :19.88  
 QUALIFYING FOR NCAA CONSID. :20.47

PLACE NAME YEAR TEAM TRIALS FINAL

CHAMPIONSHIP FINAL

1) SANCHEZ, FRANCISCO	SO ASU	:19.98	:19.80 **
** PAC-10			
2) CLAYPOOL, SCOTT	JR STANFORD	:20.04	:19.93
3) DELBADO, FELIPE	SR ASU	:20.19	:20.00
4) WICK, ABE	SR ARIZONA	:20.15	:20.14
5) KRAZELBURG, LENNY	JR USC	:20.24	:20.19
6) CROWE, JED	JR STANFORD	:20.12	:20.20

CONSOLATION FINAL

7) KIZIEROWSKI, BART	FR CALIFORNIA	:20.37	:20.15
8) OLSON, CHRIS	JR STANFORD	:20.36	:20.28
9) WILLIAMS, MIKE	SO USC	:20.46	:20.38
10) HUTCHISON, CRAIG	JR ASU	:20.26	:20.46
11) MUHAMMAD, SABIR	JR STANFORD	:20.27	:20.50
12) EWERS, JUSTIN	SO STANFORD	:20.53	:20.53

BONUS FINAL

13) BROZCO, JASON	SR ARIZONA	:20.68	:20.42
14) HENIKMAN, ROBERT	FR ARIZONA	:20.79	:20.52
15) MULLEN, MIKE	FR ASU	:20.78	:20.59
16) ROTH, JUSTIN	JR ARIZONA	:20.57	:20.62
17) DICKE, MARKUS	SR CALIFORNIA	:20.79	:20.84
18) STOVALL, SAMUEL	FR USC	:20.72	:20.87

EXTRA FINAL

19) ALLEN, MATT	FR ARIZONA	:20.97	:20.66
20) KITTREDGE, BRAD	FR CALIFORNIA	:20.98	:20.87
21) MC PHERSON, LANCE	FR USC	:21.06	:20.90
22) SZYMANOWSKI, DAMON	JR CALIFORNIA	:20.97	:20.99
23) HUDSON, FERGUS	SO WASHINGTON	:21.13	:21.10
MERSEBURG, LARS	FR CALIFORNIA	:20.97	DISQUAL

( CONTINUED ON NEXT PAGE )



EVENT: 4 MEN'S 50 YARDS FREESTYLE

(CONTINUED)

1) SANCHEZ, FRANCISCO	SD ASU	:19.98	25) KITTREDGE, BRAD	FR CALIFORNIA	:20.98
2) CLAYPOOL, SCOTT	JR STANFORD	:20.04	26) MC PHERSON, LANCE	FR USC	:21.06
3) CROWE, JED	JR STANFORD	:20.12	27) HUDSON, FERGUS	SD WASHINGTON	:21.13
4) WICK, ABE	SR ARIZONA	:20.15	28) GODFREY, MARSHALL	*SR UNOF-ASU *	:21.24
5) DELGADO, FELIPE	SR ASU	:20.19	29) MOON, BRIAN	FR USC	:21.25
6) KRAZELBURG, LENNY	JR USC	:20.24	30) CARGIN, SEAN	*FR UNOF-CALIFORNIA*	:21.26
7) HUTCHISON, CRAIG	JR ASU	:20.26	31) LA FLEUR, OSCAR	FR ARIZONA	:21.28
8) MUHAMMAD, SABIR	JR STANFORD	:20.27	32) METZGER, AIDAN	FR ARIZONA	:21.29
9) OLSON, CHRIS	JR STANFORD	:20.36	33) MOORE, WILL	*SD UNOF-CALIFORNIA*	:21.33
10) KIZIEROWSKI, BART	FR CALIFORNIA	:20.37	34) VASCONCELLOS, CITO	SR USC	:21.42
11) WILLIAMS, MIKE	SD USC	:20.46	35) PULLEN, ALEX	*JR UNOF-ARIZONA *	:21.51
12) EMERS, JUSTIN	SD STANFORD	:20.53	36) MILLER, MATT	FR ARIZONA	:21.54
13) ROTH, JUSTIN	JR ARIZONA	:20.57	37) SALLES-CUNHA, ANDRE	JR STANFORD	:21.65
14) OROZCO, JASON	SR ARIZONA	:20.68	38) VARGAS, NELSON	*SR UNOF-ASU *	:21.67
15) STOVALL, SAMUEL	FR USC	:20.72	39) PLANK, GREG	*FR UNOF-ASU *	:21.77
16) SPENSER, KURT	*FR UNOF-STANFORD *	:20.77	40) SHAPLEY, AARON	SR CALIFORNIA	:21.78
17) MULLEN, MIKE	FR ASU	:20.78	41) DIVELBESS, KEN	JR WASHINGTON	:21.98
18) DICKE, MARKUS	SR CALIFORNIA	:20.79	42) SCHULTZ, DAN	SD STANFORD	:21.99
18) HENIKMAN, ROBERT	FR ARIZONA	:20.79	43) MASTIN, GREG	FR ARIZONA	:22.19
20) FRANCIS, BRAD	*SR UNOF-USC *	:20.94	44) RODRIGUEZ, IVAN	FR ASU	:22.37
21) SZYMANOWSKI, DAMON	JR CALIFORNIA	:20.97	45) DELGADO, ROBERT	*SD UNOF-ASU *	:22.47
21) MERSEBURG, LARS	FR CALIFORNIA	:20.97	46) SHIGENO, DUSTIN	SR WASHINGTON	:23.09
21) ALLEN, MATT	FR ARIZONA	:20.97	47) TAYLOR, DAVID	* UNOF-USC *	:25.81
24) GREENWOOD, SCOTT	* UNOF-USC *	:20.98			

EVENT : 6 MEN'S 400 YARDS MEDLEY RELAY

\*\*\*\*\*

MARCH 6, 1997

\*\*\*\*\*

NCAA	3:07.28	STANFORD	STANFORD
PAC-10	3:10.50	STANFORD	STANFORD

3/23/95

3/2/95

QUALIFYING FOR NCAA AUTOMATIC 3:13.14

QUALIFYING FOR NCAA CONSID. 3:18.93

FINAL RESULTS TIMED FINALS

RANK	NAME	YEAR	TEAM	TIME					
1)	STANFORD "A"			3:14.07	4)	CALIFORNIA "A"			3:15.48
1)	MUHAMMAD, SABIR JR	:23.38	3) PIERCE, MATTHEW SO	2:04.75	1)	KOZULJ, GORDAN SO	:23.89	3) DICKE, MARKUS SR	2:05.43
		:47.73		2:30.01			:48.73		2:31.68
2)	WILKENS, TOM JR	1:13.55	4) CLAYPOOL, SCOTT JR	2:51.03	2)	CLAYTOR, CHRISTIJR	1:14.01	4) KIZIEROWSKI, BARFR	2:52.38
		1:43.00		3:14.07			1:43.45		3:15.48
2)	USC "A"			3:14.17	5)	ASU "A"			3:18.76
1)	KRAZELBURG, LENNJR	:22.98	3) FRANCIS, BRAD SR	2:04.80	1)	ABAL, PABLO FR	:24.00	3) DELGADO, ROBERT SO	2:08.99
		:47.40		2:30.68			:49.42		2:35.10
2)	BECKWITH, HARVEYFR	1:12.82	4) SZABADOS, BELA SO	2:51.52	2)	DIAZ, GUILLERMO SO	1:15.84	4) HUTCHISON, CRAIGJR	2:55.71
		1:43.09		3:14.17			1:46.77		3:18.76
3)	ARIZONA "A"			3:15.16		WASHINGTON "A"			DISQUAL
1)	COUNTS, CHRIS JR	:23.86	3) BROPHY, CHRIS SR	2:06.54	1)	GEITZ, CHRISTIANFR	:25.55	3) GRAVROCK, CAM SR	2:12.41
		:48.75		2:32.06			:52.69		2:39.88
2)	FLINT, GLEN JR	1:14.08	4) WICK, ABE SR	2:52.33	2)	SHIGENO, DUSTIN SR	1:18.99	4) DE HART, GREG SR	3:01.83
		1:44.11		3:15.16			1:49.32		DISQUAL

( CONTINUED ON NEXT PAGE )

EVENT: 6 MEN'S 400 YARDS MEDLEY RELAY (CONTINUED)

UNDF-STANFORD "B" *				3:16.84	EX	UNDF-STANFORD "C" *				3:21.83	EX
1) EWERS, JUSTIN	SO	:24.26	3) CROME, JED	JR	2:06.45	1) BLAHNIK, TATE	SO	:24.42	3) OLSON, CHRIS	JR	2:08.04
		:49.61			2:32.12			:49.51			2:35.24
2) SALLES-CUNHA, ANJR		1:15.23	4) SPENSER, KURT	FR	2:53.36	2) RONSON, STEVE	FR	1:15.40	4) NEEBE, STEVEN	FR	2:57.36
		1:44.50			3:16.84			1:45.27			3:21.82
UNDF-ARIZONA "B" *				3:19.60	EX	UNDF-WASHINGTON "B"*				3:26.59	EX
1) ALLEN, MATT	FR	:24.15	3) LA FLEUR, OSCAR	FR	2:07.42	1) DIVELBESS, KEN	JR	:24.09	3) ROOSA, ROBERT	FR	2:13.11
		:49.10			2:33.57			:51.98			2:40.20
2) OROZCO, JASON	SR	1:14.68	4) MILLER, MATT	FR	2:55.44	2) MATT, STEVE	SR	1:18.65	4) HAYDU, ADRIAN	FR	3:02.02
		1:45.04			3:19.60			1:49.56			3:26.59
UNDF-USC "B" *				3:21.75	EX	UNDF-ARIZONA "C" *				3:26.98	EX
1) PHUANGTHONG, 60HFR		:25.27	3) VASCONCELLOS, CISR		2:10.50	1) PULLEN, ALEX	JR	:24.78	3) TERRELL, JEFF	SO	2:13.42
		:51.41			2:36.58			:51.79			2:40.56
2) DURHAM, EDDIE	JR	1:17.27	4) AWBREY, BRETT	FR	2:58.01	2) MASTIN, GREG	FR	1:18.59	4) METZGER, AIDAN	FR	3:02.68
		1:47.75			3:21.75			1:50.19			3:26.98

EVENT : 7 MEN'S 200 YARDS MEDLEY RELAY \*\*\*\*\* MARCH 7, 1997 \*\*\*\*\*

NCAA	1:25.88	STANFORD	STANFORD	1992
PAC-10	1:26.69	STANFORD	STANFORD	3/3/95

QUALIFYING FOR NCAA AUTOMATIC 1:28.58

QUALIFYING FOR NCAA CONSID. 1:31.23

FINAL RESULTS TIMED FINALS

RANK	NAME	YEAR	TEAM	TIME									
1)	STANFORD "A"			1:27.32		UNDF-STANFORD "C" *					DISQUAL		
1)	MUHAMMAD, SABIR	JR		:22.32	3) CROME, JED	JR	1:07.98	1) BLAHNIK, TATE	SO	:23.87	3) SNOOPY	1:23.65	
2)	SALLES-CUNHA, ANJR			:47.09	4) CLAYPOOL, SCOTT	JR	1:27.32	2) HOLDEN, BLAKE	SO	:50.30	4) NEEBE, STEVEN	FR	DISQUAL
2)	ARIZONA "A"			1:29.01		UNDF-ASU "D" *						DISQUAL	
1)	ALLEN, MATT	FR		:22.68	3) BROPHY, CHRIS	SR	1:09.46	1) VINSON, CHRIS	SO	:24.94	3) MELLEY, MIKE	SR	1:17.45
2)	HENIKMAN, ROBERT	FR		:48.03	4) WICK, ABE	SR	1:29.01	2) BELTRAN, JUAN	JR	:51.25	4) GODFREY, MARSHAL	SR	DISQUAL
3)	USC "A"			1:29.46		ARIZ "A"						1:29.28	EX
1)	KRAZELBURG, LENN	JR		:22.54	3) FRANCIS, BRAD	SR	1:09.57	1) ALLEN, MATT	FR	:22.09	3) BROPHY, CHRIS	SR	1:09.79
2)	BECKWITH, HARVEY	FR		:48.09	4) WILLIAMS, MIKE	SO	1:29.46	2) OROZCO, JASON	SR	:48.25	4) WICK, ABE	SR	1:29.28
4)	ASU "A"			1:29.81		UNDF-ARIZONA "B" *						1:30.81	EX
1)	ABAL, PABLO	FR		:22.82	3) SANCHEZ, FRANCISSO		1:10.09	1) COUNTS, CHRIS	JR	:23.00	3) LA FLEUR, OSCAR	FR	1:10.59
2)	DIAZ, GUILLERMO	SO		:48.70	4) DELGADO, FELIPE	SR	1:29.81	2) OROZCO, JASON	SR	:48.30	4) ROTH, JUSTIN	JR	1:30.80
5)	CALIFORNIA "A"			1:29.95		CAL "A"						1:30.93	EX
1)	KOZULJ, GORDAN	SO		:23.51	3) DICKE, MARKUS	SR	1:10.16	1) KOZULJ, GORDAN	SO	:23.53	3) DICKE, MARKUS	SR	1:10.21
2)	CLAYTOR, CHRISTIJR			:48.40	4) KIZIEROWSKI, BARFR		1:29.95	2) CLAYTOR, CHRISTIJR		:48.52	4) KIZIEROWSKI, BARFR		1:30.92
6)	WASHINGTON "A"			1:34.09		UNDF-STANFORD "B" *						1:31.17	EX
1)	DIVELBESS, KEN	JR		:24.42	3) GRAVROCK, CAM	SR	1:13.52	1) SCHULTZ, DAN	SO	:23.38	3) OLSON, CHRIS	JR	1:10.78
2)	SHIGENO, DUSTIN	SR		:50.62	4) HUDSON, FERGUS	SO	1:34.09	2) RONSON, STEVE	FR	:48.84	4) SPENSER, KURT	FR	1:31.17

( CONTINUED ON NEXT PAGE )

## EVENT: 7 MEN'S 200 YARDS MEDLEY RELAY

(CONTINUED)

CAL "B" *		1:31.67 EX		UNDF-ARIZONA "C" *		1:35.13 EX	
1) SIKORA, BART	JR :23.23	3) CARGIN, SEAN	FR 1:11.12	1) PULLEN, ALEX	JR :24.27	3) TERRELL, JEFF	SO 1:14.01
2) SHAPLEY, AARON	SR :48.65	4) SZYMANOWSKI, DAMJR	1:31.67	2) MASTIN, GREG	FR :50.70	4) METZGER, AIDAN	FR 1:35.13
UNDF-USC "B" *		1:31.89 EX		UNDF-WASHINGTON "B"*		1:36.72 EX	
1) MOON, BRIAN	FR :24.61	3) STOVALL, SAMUEL	FR 1:11.54	1) GEITZ, CHRISTIAN	FR :25.40	3) ROOSA, ROBERT	FR 1:15.13
2) TAYLOR, DAVID	:50.00	4) MC PHERSON, LANCFR	1:31.88	2) MATT, STEVE	SR :51.82	4) MARTINEZ, ADAM	FR 1:36.72

EVENT : 8 MEN'S 400 YARDS INDIVIDUAL MEDLEY  
 NCAA 3:38.18 TOM DOLAN MICHIGAN  
 PAC-10 3:47.25 CHAS MORTON STANFORD  
 QUALIFYING FOR NCAA AUTOMATIC 3:50.23  
 QUALIFYING FOR NCAA CONSID. 3:57.13

\*\*\*\*\*

MARCH 7, 1997

\*\*\*\*\*

3/24/95

1992

PLACE	NAME	YEAR	TEAM	TRIALS	FINAL
-------	------	------	------	--------	-------

## CHAMPIONSHIP FINAL

1)	SIKORA, BART	JR	CALIFORNIA	3:52.02	3:47.79
	:24.35 :52.42		1:20.02 1:46.75		
	2:20.59 2:55.05		3:21.90 3:47.79		
2)	WILKENS, TOM	JR	STANFORD	3:50.56	3:48.38
	:24.64 :52.74		1:22.02 1:51.26		
	2:22.72 2:55.25		3:22.43 3:48.38		
3)	DUNCAN, RYAN	SR	CALIFORNIA	3:50.95	3:50.94
	:25.36 :53.95		1:23.15 1:52.32		
	2:24.51 2:56.81		3:24.43 3:50.94		
4)	SIRISANDNT, NUK	JR	CALIFORNIA	3:53.61	3:50.98
	:25.80 :54.21		1:24.43 1:53.81		
	2:26.03 2:58.21		3:25.40 3:50.98		
5)	KWOK, MARK	SO	USC	3:52.48	3:51.36
	:24.91 :52.75		1:22.21 1:51.28		
	2:24.92 2:58.80		3:25.58 3:51.36		
6)	NORDYKE, BRENT	SR	WASHINGTON	3:52.85	3:51.61
	:24.86 :53.06		1:23.20 1:53.78		
	2:25.70 2:58.32		3:25.65 3:51.61		
7)	AMBREY, BRETT	FR	USC	3:52.10	3:52.11
	:24.69 :52.41		1:22.67 1:52.08		
	2:26.19 3:01.17		3:27.39 3:52.11		
8)	MYLAN, CHRIS	JR	USC	3:51.88	3:52.39
	:25.31 :53.43		1:23.04 1:52.60		
	2:25.34 2:58.60		3:25.82 3:52.39		

## CONSOLATION FINAL

7)	DOLNIAK, GRZEGORZ	SR	USC	3:55.53	3:53.43
	:25.61 :54.61		1:24.87 1:53.86		
	2:27.48 3:01.18		3:28.32 3:53.43		
8)	DE HART, GREG	SR	WASHINGTON	3:55.70	3:54.77
	:26.02 :54.72		1:24.47 1:53.09		
	2:27.76 3:02.61		3:29.29 3:54.77		
9)	GALIC, DOMINIK	JR	CALIFORNIA	3:54.91	3:54.99
	:24.53 :51.86		1:23.85 1:54.24		
	2:27.39 3:01.06		3:28.70 3:54.99		

( CONTINUED ON NEXT PAGE )

EVENT: 8 MEN'S 400 YARDS INDIVIDUAL MEDLEY (CONTINUED)

10) FLINT, GLEN	JR ARIZONA	3:54.12	3:55.62
:25.40 :54.30	1:25.32 1:55.92		
2:28.61 3:01.52	3:29.47 3:55.62		
11) PHUANSTHONG, GOH	FR USC	3:57.65	3:56.20
:25.71 :54.24	1:24.00 1:53.02		
2:28.42 3:03.02	3:30.37 3:56.20		
12) KETTERLING, CASEY	SO STANFORD	3:57.71	3:56.26
:26.20 :55.24	1:25.15 1:53.68		
2:28.01 3:01.89	3:29.40 3:56.26		
13) DYKSTRA, JOE	JR WASHINGTON	3:57.97	3:56.47
:24.90 :53.44	1:23.82 1:53.88		
2:27.94 3:03.05	3:30.37 3:56.47		
14) O'MARA, MATT	SO STANFORD	3:59.97	4:03.08
:26.08 :55.58	1:26.12 1:55.47		
2:31.45 3:07.97	3:36.21 4:03.08		

BONUS FINAL

13) SILVER, ALEX	SO CALIFORNIA	4:01.01	3:58.14
:24.86 :53.52	1:24.20 1:54.61		
2:28.45 3:03.25	3:31.45 3:58.14		
14) MELLEY, MIKE	SR ASU	4:01.05	3:59.56
:26.10 :55.49	1:26.64 1:57.14		
2:32.35 3:08.14	3:34.72 3:59.56		
15) NELSON, BRYAN	FR WASHINGTON	4:00.26	3:59.73
:26.45 :56.10	1:26.11 1:56.06		
2:30.29 3:05.18	3:32.86 3:59.73		
16) GREVES, RICHARD	SO ASU	4:02.48	4:02.55
:26.20 :55.78	1:26.51 1:56.63		
2:31.96 3:07.89	3:35.86 4:02.55		
17) SMITH, GABE	FR ARIZONA	4:02.69	4:04.05
:26.75 :56.22	1:26.89 1:57.07		
2:33.17 3:09.28	3:37.22 4:04.05		
18) MECA, DAVID	SR USC	4:04.66	4:04.17
:26.59 :56.36	1:28.65 2:00.35		
2:34.69 3:09.91	3:37.73 4:04.17		
18) HATLEID, BRIAN	SO ASU	4:02.64	4:04.17
:26.03 :55.04	1:26.79 1:57.55		
2:32.16 3:07.92	3:36.25 4:04.17		
20) STRATTON, RYAN	FR WASHINGTON	4:04.02	4:05.99
:25.80 :55.01	1:27.73 1:59.11		
2:34.02 3:08.63	3:37.72 4:05.99		

1) WILKENS, TOM	JR STANFORD	3:50.56		5) AWBREY, BRETT	FR USC	3:52.10
:25.22 :53.91	1:23.73 1:53.32			:24.83 :52.35	1:22.10 1:51.28	
2:24.35 2:56.51	3:24.14 3:50.56			2:25.96 3:00.96	3:27.21 3:52.10	
2) DUNCAN, RYAN	SR CALIFORNIA	3:50.95		6) KWOK, MARK	SO USC	3:52.48
:25.28 :54.24	1:23.48 1:52.66			:25.16 :53.24	1:22.45 1:51.79	
2:24.87 2:56.96	3:24.64 3:50.95			2:25.61 2:59.18	3:26.27 3:52.48	
3) MYLAN, CHRIS	JR USC	3:51.88		7) NORDYKE, BRENT	SR WASHINGTON	3:52.85
:25.20 :53.59	1:23.20 1:52.51			:25.12 :53.20	1:23.33 1:53.26	
2:25.15 2:57.96	3:25.16 3:51.88			2:25.53 2:58.08	3:26.19 3:52.85	
4) SIKORA, BART	JR CALIFORNIA	3:52.02		8) SIRISANONT, NUK	JR CALIFORNIA	3:53.61
:24.77 :53.31	1:21.03 1:48.43			:25.84 :54.59	1:24.85 1:54.10	
2:22.94 2:57.80	3:25.64 3:52.02			2:26.41 2:58.53	3:26.58 3:53.61	

( CONTINUED ON NEXT PAGE )

EVENT: 8 MEN'S 400 YARDS INDIVIDUAL MEDLEY (CONTINUED)

9) FLINT, GLEN JR ARIZONA	3:54.12	21) GREVES, RICHARD SO ASU	4:02.48
:25.69 :54.74 1:25.50 1:55.94		:25.34 :54.36 1:24.67 1:55.03	
2:28.27 3:00.18 3:27.82 3:54.12		2:30.65 3:06.97 3:35.44 4:02.48	
10) GALIC, DOMINIK JR CALIFORNIA	3:54.91	22) HATLEID, BRIAN SO ASU	4:02.64
:24.58 :51.97 1:23.59 1:53.72		:25.84 :54.36 1:25.67 1:56.16	
2:26.59 3:00.38 3:28.01 3:54.91		2:30.94 3:06.48 3:34.80 4:02.64	
11) DOLNIAK, GRZEGORZ SR USC	3:55.53	23) SMITH, GABE FR ARIZONA	4:02.69
:25.69 :54.86 1:24.46 1:53.65		:26.25 :55.43 1:25.86 1:55.31	
2:26.91 3:00.71 3:29.01 3:55.53		2:31.68 3:07.70 3:35.83 4:02.69	
12) DE HART, GREG SR WASHINGTON	3:55.70	24) STRATTON, RYAN FR WASHINGTON	4:04.02
:26.08 :54.92 1:24.67 1:53.47		:26.15 :55.04 1:27.60 1:58.62	
2:28.38 3:03.40 3:30.40 3:55.70		2:33.27 3:08.18 3:36.80 4:04.02	
13) PHUANTHONG, BOH FR USC	3:57.65	25) OLVER, BRIAN * UNDF-USC *	4:04.48
:25.42 :55.17 1:23.69 1:52.58		:26.20 :55.81 1:27.86 1:58.51	
2:28.25 3:03.27 3:30.90 3:57.65		2:33.67 3:09.12 3:37.59 4:04.48	
14) KETTERLING, CASEY SO STANFORD	3:57.71	26) MECA, DAVID SR USC	4:04.66
:26.18 :55.57 1:25.54 1:54.59		:26.31 :55.89 1:28.10 1:59.87	
2:28.95 3:03.11 3:30.99 3:57.71		2:34.10 3:09.50 3:37.74 4:04.66	
15) DYKSTRA, JOE JR WASHINGTON	3:57.97	27) BROWN, D. SCOTT SO ASU	4:04.95
:25.32 :54.03 1:24.21 1:53.75		:26.36 :55.41 1:25.78 1:56.19	
2:27.77 3:02.83 3:30.87 3:57.97		2:31.20 3:07.84 3:36.99 4:04.95	
16) O'MARA, MATT SO STANFORD	3:59.97	28) WILLIAMS, ROBBIE *FR UNDF-CALIFORNIA*	4:05.24
:25.87 :54.63 1:25.18 1:55.24		:26.19 :55.14 1:26.70 1:57.42	
2:30.25 3:05.85 3:33.59 3:59.97		2:33.71 3:09.77 3:37.96 4:05.24	
17) NELSON, BRYAN FR WASHINGTON	4:00.26	29) MARTINEZ, ADAM FR WASHINGTON	4:06.37
:26.45 :56.27 1:26.65 1:56.25		:25.24 :54.27 1:25.60 1:56.55	
2:30.47 3:05.06 3:33.27 4:00.26		2:31.57 3:07.47 3:37.18 4:06.37	
18) SILVER, ALEX SO CALIFORNIA	4:01.01	30) CADY, DILLON JR WASHINGTON	4:06.69
:25.16 :54.20 1:25.81 1:56.57		:26.30 :56.03 1:27.23 1:57.34	
2:31.75 3:06.43 3:34.37 4:01.01		2:32.40 3:08.43 3:37.85 4:06.69	
19) MELLEY, MIKE SR ASU	4:01.05	HANSON, GEOFF SR ARIZONA	DISQUAL
:25.90 :55.44 1:26.57 1:56.88		:00.00 :00.00 :00.00 :00.00	
2:33.14 3:08.59 3:35.35 4:01.05		:00.00 :00.00 :00.00 DISQUAL	
20) SUHAYDA, PETER * UNDF-USC *	4:02.05		
:24.99 :54.02 1:24.56 1:54.75			
2:30.60 3:06.60 3:35.20 4:02.05			

EVENT : 9 MEN'S 100 YARDS BUTTERFLY  
 NCAA :46.18 LARS FRELANDER SMU  
 PAC-10 :46.88 MUHAMMED, SABIR STANFORD  
 QUALIFYING FOR NCAA AUTOMATIC :47.68  
 QUALIFYING FOR NCAA CONSID. :49.11

\*\*\*\*\* MARCH 7, 1997 \*\*\*\*\*  
 3/24/95  
 11/97

PLACE	NAME	YEAR	TEAM	TRIALS	FINAL
CHAMPIONSHIP FINAL					
1)	CROWE, JED	JR	STANFORD	:47.56	:47.49
	:22.25			:47.49	
2)	MUHAMMAD, SABIR	JR	STANFORD	:48.35	:47.52
	:22.09			:47.52	
3)	WILLIAMS, MIKE	SO	USC	:48.10	:47.92
	:22.46			:47.92	

( CONTINUED ON NEXT PAGE )

## EVENT: 9 MEN'S 100 YARDS BUTTERFLY

(CONTINUED)

4) SANCHEZ, FRANCISCO	SO ASU	:48.44	:47.95
	:22.37 :47.95		
5) BROPHY, CHRIS	SR ARIZONA	:48.40	:48.10
	:22.49 :48.10		
6) JULIAN, JEFF	SR USC	:48.60	:48.23
	:22.65 :48.23		
7) PIERCE, MATTHEW	SO STANFORD	:48.32	:48.26
	:22.80 :48.26		
8) FRANCIS, BRAD	SR USC	:48.39	:48.48
	:22.59 :48.48		

## CONSOLATION FINAL

7) DELGADO, ROBERT	SO ASU	:49.10	:48.72
	:22.72 :48.72		
8) DICKE, MARKUS	SR CALIFORNIA	:49.21	:49.08
	:22.88 :49.08		
9) CARGIN, SEAN	FR CALIFORNIA	:49.35	:49.13
	:22.94 :49.13		
10) VASCONCELLOS, CITO	SR USC	:49.28	:49.17
	:23.23 :49.17		
11) STOVALL, SAMUEL	FR USC	:48.78	:49.23
	:22.85 :49.23		
12) DIAZ, GUILLERMO	SO ASU	:48.71	:49.51
	:23.04 :49.51		
13) LA FLEUR, OSCAR	FR ARIZONA	:49.10	:49.56
	:23.12 :49.56		
14) MOON, BRIAN	FR USC	:49.51	:50.45
	:23.24 :50.45		

## BONUS FINAL

13) OLSON, CHRIS	JR STANFORD	:50.01	:50.16
	:22.84 :50.16		
14) ROOSA, ROBERT	FR WASHINGTON	:51.29	:50.85
	:23.93 :50.85		
15) GRAVROCK, CAM	SR WASHINGTON	:51.05	:51.19
	:23.58 :51.19		

1) CROME, JED	JR STANFORD	:47.56	10) STOVALL, SAMUEL	FR USC	:48.78
	:22.19 :47.56			:22.73 :48.78	
2) WILLIAMS, MIKE	SO USC	:48.10	11) DELGADO, ROBERT	SO ASU	:49.10
	:22.64 :48.10			:22.88 :49.10	
3) PIERCE, MATTHEW	SO STANFORD	:48.32	11) LA FLEUR, OSCAR	FR ARIZONA	:49.10
	:22.66 :48.32			:23.00 :49.10	
4) MUHAMMAD, SABIR	JR STANFORD	:48.35	13) DICKE, MARKUS	SR CALIFORNIA	:49.21
	:23.26 :48.35			:22.90 :49.21	
5) FRANCIS, BRAD	SR USC	:48.39	14) VASCONCELLOS, CITO	SR USC	:49.28
	:22.47 :48.39			:23.30 :49.28	
6) BROPHY, CHRIS	SR ARIZONA	:48.40	15) CARGIN, SEAN	FR CALIFORNIA	:49.35
	:22.87 :48.40			:23.17 :49.35	
7) SANCHEZ, FRANCISCO	SO ASU	:48.44	16) MOON, BRIAN	FR USC	:49.51
	:22.64 :48.44			:22.89 :49.51	
8) JULIAN, JEFF	SR USC	:48.60	17) OLSON, CHRIS	JR STANFORD	:50.01
	:22.90 :48.60			:23.33 :50.01	
9) DIAZ, GUILLERMO	SO ASU	:48.71	18) GRAVROCK, CAM	SR WASHINGTON	:51.05
	:22.75 :48.71			:23.30 :51.05	

( CONTINUED ON NEXT PAGE )

EVENT: 9 MEN'S 100 YARDS BUTTERFLY

(CONTINUED)

19) ROOSA, ROBERT	FR WASHINGTON	:51.29	ROTH, JUSTIN	JR ARIZONA	DISQUAL
:24.25	:51.29		:00.00	DISQUAL	
20) WOLFENBERG, ADAM	*FR UNOF-ASU	* :52.62	KRAZELBURG, LENNY	*JR UNOF-USC	* DISQUAL
:24.82	:52.62		:00.00	DISQUAL	
21) GODFREY, MARSHALL	*SR UNOF-ASU	* :53.22			
:24.92	:53.22				

EVENT : 10 MEN'S 200 YARDS FREESTYLE

\*\*\*\*\*

MARCH 7, 1997

\*\*\*\*\*

NCAA	1:33.03	MATT BIONDI	CALIFORNIA	1987
PAC-10	1:35.05	JOE HUDEPOHL	STANFORD	1993
QUALIFYING FOR NCAA AUTOMATIC	1:36.39			
QUALIFYING FOR NCAA CONSID.	1:39.28			

PLACE	NAME	YEAR	TEAM	TRIALS	FINAL
-------	------	------	------	--------	-------

CHAMPIONSHIP FINAL

1) SZABADOS, BELA	SO USC	1:36.59	1:35.69
:22.23	:46.56	1:11.09	1:35.69
2) JOHNSON, KENT	SR USC	1:37.11	1:36.09
:22.93	:47.38	1:11.00	1:36.09
3) WALES, DOD	SO STANFORD	1:36.82	1:36.60
:22.90	:47.12	1:11.75	1:36.60
4) COUNTS, GLENN	FR STANFORD	1:37.60	1:36.89
:22.45	:47.12	1:11.83	1:36.89
5) CLAYPOOL, SCOTT	JR STANFORD	1:37.28	1:37.14
:22.42	:46.32	1:11.50	1:37.14
6) COUNTS, CHRIS	JR ARIZONA	1:37.64	1:37.30
:23.16	:48.10	1:12.42	1:37.30
7) JONES, SCOTT	SR STANFORD	1:37.35	1:37.68
:23.32	:48.37	1:13.04	1:37.68
8) RADVANY, KEVIN	SR STANFORD	1:38.03	1:44.81
:23.22	:50.39	1:18.12	1:44.81

CONSOLATION FINAL

7) EWERS, JUSTIN	SO STANFORD	1:38.58	1:38.50
:22.77	:47.67	1:12.30	1:38.50
8) HUTCHISON, CRAIG	JR ASU	1:38.28	1:38.76
:23.67	:49.11	1:14.57	1:38.76
9) KIZIEROWSKI, BART	FR CALIFORNIA	1:38.22	1:38.91
:23.56	:49.15	1:14.77	1:38.91
10) VARGAS, NELSON	SR ASU	1:39.22	1:39.06
:22.93	:48.07	1:13.28	1:39.06
11) ILIKA, JOSH	SR USC	1:38.56	1:39.28
:23.19	:48.76	1:14.55	1:39.28
12) MERSEBURG, LARS	FR CALIFORNIA	1:38.05	1:39.53
:23.71	:49.23	1:14.95	1:39.53
13) DELGADO, FELIPE	SR ASU	1:39.29	1:39.60
:23.35	:49.11	1:14.80	1:39.60
14) GRODZKI, ADAM	SR ARIZONA	1:39.21	1:41.02
:23.62	:49.13	1:15.14	1:41.02

( CONTINUED ON NEXT PAGE )

## BONUS FINAL

13) NEETHLING, RYK	FR ARIZONA	1:39.56	1:38.91
:23.82	:48.81	1:14.19	1:38.91
14) GAGGERO, DAVE	SO CALIFORNIA	1:39.45	1:39.59
:23.90	:49.08	1:14.46	1:39.59
15) MC PHERSON, LANCE	FR USC	1:40.65	1:40.28
:23.11	:48.92	1:14.94	1:40.28
16) NEEBE, STEVEN	FR STANFORD	1:41.12	1:40.47
:23.73	:49.22	1:14.70	1:40.47
17) PLANK, GREG	FR ASU	1:40.88	1:41.43
:23.76	:49.51	1:15.76	1:41.43
18) MILLER, ANDY	FR WASHINGTON	1:41.38	1:41.84
:24.23	:50.04	1:16.01	1:41.84
KITTREDGE, BRAD	FR CALIFORNIA	1:40.39	DISQUAL
:00.00	:00.00	:00.00	DISQUAL
LOADER, DANYON	SO CALIFORNIA	1:40.58	DISQUAL
:00.00	:00.00	:00.00	DISQUAL
1) SZABADOS, BELA	SO USC	1:36.59	
:22.72	:47.22	1:11.95	1:36.59
2) WALES, DOD	SO STANFORD	1:36.82	
:22.69	:47.17	1:11.83	1:36.82
3) JOHNSON, KENT	SR USC	1:37.11	
:23.52	:48.53	1:12.92	1:37.11
4) CLAYPOOL, SCOTT	JR STANFORD	1:37.28	
:22.53	:46.73	1:11.95	1:37.28
5) JONES, SCOTT	SR STANFORD	1:37.35	
:22.80	:47.24	1:11.99	1:37.35
6) COUNTS, GLENN	FR STANFORD	1:37.60	
:22.47	:47.54	1:12.34	1:37.60
7) COUNTS, CHRIS	JR ARIZONA	1:37.64	
:23.86	:48.89	1:13.33	1:37.64
8) RADVANY, KEVIN	SR STANFORD	1:38.03	
:24.01	:48.40	1:13.29	1:38.03
9) MERSEBURG, LARS	FR CALIFORNIA	1:38.05	
:22.82	:47.52	1:12.56	1:38.05
10) KIZIEROWSKI, BART	FR CALIFORNIA	1:38.22	
:23.23	:48.45	1:12.87	1:38.22
11) HUTCHISON, CRAIG	JR ASU	1:38.28	
:22.87	:47.88	1:13.49	1:38.28
12) ILIKA, JOSH	SR USC	1:38.56	
:23.24	:48.24	1:13.75	1:38.56
13) EWERS, JUSTIN	SO STANFORD	1:38.58	
:22.70	:47.52	1:12.60	1:38.58
14) BRODZKI, ADAM	SR ARIZONA	1:39.21	
:23.48	:48.43	1:13.92	1:39.21
15) VARGAS, NELSON	SR ASU	1:39.22	
:23.06	:48.13	1:13.47	1:39.22
16) KWOK, MARK	*SO UNDF-USC *	1:39.23	
:23.44	:48.49	1:13.75	1:39.23
17) DELGADO, FELIPE	SR ASU	1:39.29	
:22.94	:47.86	1:13.10	1:39.29
18) GAGGERO, DAVE	SO CALIFORNIA	1:39.45	
:23.79	:48.92	1:14.21	1:39.45
19) NEETHLING, RYK	FR ARIZONA	1:39.56	
:23.48	:48.76	1:14.26	1:39.56
20) AMBREY, BRETT	*FR UNDF-USC *	1:40.14	
:23.42	:48.70	1:14.51	1:40.14
21) KITTREDGE, BRAD	FR CALIFORNIA	1:40.39	
:22.68	:47.95	1:13.79	1:40.39
22) LOADER, DANYON	SO CALIFORNIA	1:40.58	
:23.51	:48.84	1:14.51	1:40.58
23) MC PHERSON, LANCE	FR USC	1:40.65	
:22.99	:48.82	1:14.83	1:40.65
24) PLANK, GREG	FR ASU	1:40.88	
:23.26	:48.78	1:14.87	1:40.88
25) HANSON, GEOFF	*SR UNDF-ARIZONA *	1:40.91	
:23.93	:49.27	1:15.01	1:40.91
26) ELIASSON, CHRISTOFF	*FR UNDF-CALIFORNIA*	1:40.97	
:23.82	:49.16	1:15.11	1:40.97
27) NEEBE, STEVEN	FR STANFORD	1:41.12	
:23.69	:49.23	1:14.98	1:41.12
28) MILLER, ANDY	FR WASHINGTON	1:41.38	
:23.71	:49.19	1:15.40	1:41.38
29) HAYDU, ADRIAN	FR WASHINGTON	1:41.68	
:23.63	:49.24	1:15.48	1:41.68
30) MULLEN, MIKE	FR ASU	1:41.70	
:23.43	:49.27	1:15.65	1:41.70
31) GREENWOOD, SCOTT	* UNDF-USC *	1:42.06	
:22.99	:48.46	1:14.68	1:42.06
32) TERRELL, JEFF	*SO UNDF-ARIZONA *	1:42.34	
:24.07	:49.80	1:15.89	1:42.34
33) BUTLER, KEVIN	*FR UNDF-ASU *	1:42.42	
:23.53	:49.18	1:15.15	1:42.42
34) SPENSER, KURT	*FR UNDF-STANFORD *	1:42.53	
:23.25	:49.29	1:15.56	1:42.53
35) WASSGATT, MIKE	FR CALIFORNIA	1:42.79	
:24.28	:49.93	1:16.56	1:42.79
36) CUNNINGHAM, CHRIS	15 ARIZONA	1:42.99	
:24.14	:50.14	1:16.48	1:42.99

( CONTINUED ON NEXT PAGE )



EVENT: 10 MEN'S 200 YARDS FREESTYLE

(CONTINUED)

37) SMITH, GABE	*FR UNOF-ARIZONA *	1:43.41	43) MOORE, WILL	*SD UNOF-CALIFORNIA*	1:44.48
:24.78 :50.82 1:17.17 1:43.41			:24.22 :50.67 1:17.42 1:44.48		
38) DIETRICH, TIM	JR WASHINGTON	1:43.63	44) MC FARLAND, MATT	SD CALIFORNIA	1:44.56
:23.95 :50.09 1:16.45 1:43.63			:24.52 :50.93 1:17.96 1:44.56		
39) SZYMANOWSKI, DAMON	JR CALIFORNIA	1:43.74	45) OLVER, BRIAN	* UNOF-USC *	1:46.01
:24.13 :50.82 1:17.24 1:43.74			:25.48 :52.82 1:20.00 1:46.01		
40) MILLER, MATT	FR ARIZONA	1:43.75	46) VAN POOL, KEN	JR WASHINGTON	1:46.46
:24.12 :49.91 1:16.38 1:43.75			:24.78 :51.79 1:19.40 1:46.46		
41) SCHELL, BRANNON	FR WASHINGTON	1:43.81	LISCHKE, JON	*SR UNOF-STANFORD *	DISQUAL
:24.39 :50.57 1:17.34 1:43.81			:00.00 :00.00 :00.00 DISQUAL		
42) WICK, ABE	SR ARIZONA	1:44.33	JULIAN, JEFF	*SR UNOF-USC *	DISQUAL
:24.18 :50.38 1:16.79 1:44.33			:00.00 :00.00 :00.00 DISQUAL		

EVENT : 11 MEN'S 100 YARDS BREASTSTROKE

\*\*\*\*\*

MARCH 7, 1997

\*\*\*\*\*

NCAA	:52.48	STEVE LUNDQUIST	SMU
PAC-10	:53.89	JOHN MOFFETT	STANFORD
QUALIFYING FOR NCAA AUTOMATIC	:55.07		
QUALIFYING FOR NCAA CONSID.	:56.72		

1983

1985

PLACE	NAME	YEAR	TEAM	TRIALS	FINAL
-------	------	------	------	--------	-------

CHAMPIONSHIP FINAL

1)	SALLES-CUNHA, ANDRE	JR	STANFORD	:56.30	:55.62
	:26.28 :55.62				
2)	CLAYTOR, CHRISTIAN	JR	CALIFORNIA	:55.58	:55.75
	:26.06 :55.75				
3)	HOLDEN, BLAKE	SO	STANFORD	:55.93	:55.93
	:26.54 :55.93				
4)	RONSON, STEVE	FR	STANFORD	:56.45	:56.36
	:26.54 :56.36				
5)	HENIKMAN, ROBERT	FR	ARIZONA	:56.51	:56.46
	:26.22 :56.46				
6)	DURHAM, EDDIE	FR	USC	:57.00	:56.72
	:26.64 :56.72				
7)	SHAPLEY, AARON	SR	CALIFORNIA	:57.00	:56.88
	:26.68 :56.88				
8)	BECKWITH, HARVEY	FR	USC	:56.70	:56.99
	:26.67 :56.99				

CONSOLATION FINAL

7)	DROZCO, JASON	SR	ARIZONA	:57.30	:56.64
	:26.43 :56.64				
8)	MOTT, STEVE	SR	WASHINGTON	:57.72	:57.28
	:26.98 :57.28				
9)	SHIGENO, DUSTIN	SR	WASHINGTON	:57.34	:57.36
	:27.14 :57.36				
10)	MESSNER, STEVE	FR	CALIFORNIA	:57.74	:57.41
	:27.10 :57.41				
11)	RODRIGUEZ, IVAN	FR	ASU	:57.46	:57.66
	:27.15 :57.66				
12)	MASTIN, GREG	FR	ARIZONA	:58.05	:58.08
	:26.97 :58.08				
13)	METZGER, AIDAN	FR	ARIZONA	:58.62	:59.20
	:27.56 :59.20				
	BELTRAN, JUAN	JR	ASU	:58.44	DISQUAL
	:27.63 DISQUAL				

EVENT: 11 MEN'S 100 YARDS BREASTSTROKE

(CONTINUED)

1) TAYLOR, DAVID * UNOF-USC *	:55.57	11) OROZCO, JASON SR ARIZONA	:57.30
:26.24 :55.57		:27.06 :57.30	
2) CLAYTOR, CHRISTIAN JR CALIFORNIA	:55.58	12) SHIGENO, DUSTIN SR WASHINGTON	:57.34
:26.12 :55.58		:27.20 :57.34	
3) HOLDEN, BLAKE SO STANFORD	:55.93	13) RODRIGUEZ, IVAN FR ASU	:57.46
:26.57 :55.93		:27.00 :57.46	
4) SALLES-CUNHA, ANDRE JR STANFORD	:56.30	14) MOTT, STEVE SR WASHINGTON	:57.72
:26.57 :56.30		:27.00 :57.72	
5) RONSON, STEVE FR STANFORD	:56.45	15) MESSNER, STEVE FR CALIFORNIA	:57.74
:26.72 :56.45		:27.07 :57.74	
6) HENIKMAN, ROBERT FR ARIZONA	:56.51	16) MORRIS, RICHARD *SD UNOF-ASU *	:57.84
:26.17 :56.51		:27.11 :57.84	
7) FLINT, GLEN *JR UNOF-ARIZONA *	:56.57	17) MASTIN, GREG FR ARIZONA	:58.05
:27.21 :56.57		:27.13 :58.05	
8) BECKWITH, HARVEY FR USC	:56.70	18) BELTRAN, JUAN JR ASU	:58.44
:26.42 :56.70		:27.14 :58.44	
9) DURHAM, EDDIE FR USC	:57.00	19) METZGER, AIDAN FR ARIZONA	:58.62
:27.06 :57.00		:27.65 :58.62	
10) SHAPLEY, AARON SR CALIFORNIA	:57.08	TUNSTALL, JON FR ASU	DISQUAL
:26.69 :57.08		:27.90 DISQUAL	

EVENT : 12 MEN'S 100 YARDS BACKSTROKE

\*\*\*\*\*

MARCH 7, 1997

\*\*\*\*\*

NCAA	:45.43	BRIAN RETTERER	STANFORD
PAC-10	:46.50	BRIAN RETTERER	STANFORD
QUALIFYING FOR NCAA AUTOMATIC	:47.97		
QUALIFYING FOR NCAA CONSID.	:49.40		

3/24/95

1992

PLACE	NAME	YEAR	TEAM	TRIALS	FINAL
-------	------	------	------	--------	-------

CHAMPIONSHIP FINAL

1) KRAZELBURG, LENNY JR USC	:47.48	:46.96
:22.94 :46.96		
2) MUHAMMAD, SABIR JR STANFORD	:48.38	:48.12
:24.03 :48.12		
3) KOZULJ, GORDAN SO CALIFORNIA	:49.29	:48.25
:23.58 :48.25		
4) ALLEN, MATT FR ARIZONA	:49.38	:48.52
:23.87 :48.52		
5) SCHULTZ, DAN SO STANFORD	:48.75	:48.72
:23.89 :48.72		
6) BLAHNIK, TATE SO STANFORD	:48.63	:49.20
:24.06 :49.20		
7) PIERCE, MATTHEW SO STANFORD	:49.25	:49.41
:24.30 :49.41		
8) ABAL, PABLO FR ASU	:49.43	:49.52
:24.08 :49.52		

CONSOLATION FINAL

7) SIKORA, BART JR CALIFORNIA	:49.45	:48.65
:23.99 :48.65		
8) FRANCIS, BRAD SR USC	:49.43	:49.62
:24.52 :49.62		

( CONTINUED ON NEXT PAGE )

## EVENT: 12 MEN'S 100 YARDS BACKSTROKE

(CONTINUED)

9)	STOVALL, SAMUEL	FR USC	:51.55	:50.15
	:24.48	:50.15		
10)	SMITH, TROY	SR ARIZONA	:51.29	:51.12
	:25.20	:51.12		
11)	HAYDU, ADRIAN	FR WASHINGTON	:52.80	:51.70
	:25.16	:51.70		
12)	VINSON, CHRIS	SO ASU	:52.98	:52.30
	:25.42	:52.30		
13)	GEITZ, CHRISTIAN	FR WASHINGTON	:52.37	:52.39
	:25.74	:52.39		
14)	DIVELBESS, KEN	JR WASHINGTON	:52.14	:54.62
	:26.74	:54.62		

## BONUS FINAL

13)	LAZENBY, ANDREW	JR WASHINGTON	:53.52	:53.34
	:25.78	:53.34		

1)	KRAZELBURG, LENNY	JR USC	:47.48	12) STOVALL, SAMUEL	FR USC	:51.55
	:23.44	:47.48		:25.15	:51.55	
2)	MUHAMMAD, SABIR	JR STANFORD	:48.38	13) PHUANGTHONG, BOH	*FR UNOF-USC	* :51.58
	:24.15	:48.38		:25.12	:51.58	
3)	BLAHNIK, TATE	SO STANFORD	:48.63	14) MOON, BRIAN	*FR UNOF-USC	* :51.95
	:23.96	:48.63		:25.21	:51.95	
4)	SCHULTZ, DAN	SO STANFORD	:48.75	15) HAWKINS, SPENCER	*FR UNOF-CALIFORNIA*	:52.08
	:23.91	:48.75		:25.25	:52.08	
5)	PIERCE, MATTHEW	SO STANFORD	:49.25	16) DIVELBESS, KEN	JR WASHINGTON	:52.14
	:24.21	:49.25		:25.19	:52.14	
6)	KOZULJ, GORDAN	SO CALIFORNIA	:49.29	17) GEITZ, CHRISTIAN	FR WASHINGTON	:52.37
	:24.23	:49.29		:25.60	:52.37	
7)	ALLEN, MATT	FR ARIZONA	:49.38	18) PULLEN, ALEX	*JR UNOF-ARIZONA	* :52.56
	:23.79	:49.38		:25.60	:52.56	
8)	ABAL, PABLO	FR ASU	:49.43	19) HAYDU, ADRIAN	FR WASHINGTON	:52.80
	:23.87	:49.43		:25.98	:52.80	
9)	FRANCIS, BRAD	SR USC	:49.43	20) VINSON, CHRIS	SO ASU	:52.98
	:24.18	:49.43		:25.27	:52.98	
10)	SIKORA, BART	JR CALIFORNIA	:49.45	21) LAZENBY, ANDREW	JR WASHINGTON	:53.52
	:24.33	:49.45		:26.09	:53.52	
11)	SMITH, TROY	SR ARIZONA	:51.29	VARGAS, NELSON	*SR UNOF-ASU	* DISQUAL
	:24.96	:51.29		:00.00	DISQUAL	

( CONTINUED ON NEXT PAGE )

EVENT : 14 MEN'S 800 YARDS FREESTYLE RELAY \*\*\*\*\* MARCH 7, 1997 \*\*\*\*\*  
 NCAA 6:21.29 FLORIDA FLORIDA 1984  
 PAC-10 6:26.68 CALIFORNIA CALIFORNIA 1983  
 QUALIFYING FOR NCAA AUTOMATIC 6:28.35  
 QUALIFYING FOR NCAA CONSID. 6:40.00  
 FINAL RESULTS TIMED FINALS

RANK	NAME	YEAR	TEAM	TIME												
1)	USC "A"			6:26.28 **	5)	WASHINGTON "A"			6:49.30							
1)	JULIAN, JEFF	SR		:23.11	3)	ILIKA, JOSH	SR	3:36.31	1)	MILLER, ANDY	FR	:24.00	3)	DYKSTRA, JOE	JR	3:49.97
				:47.84				4:01.60				:49.89				4:15.77
				1:12.56				4:27.06				1:16.72				4:42.04
				1:37.16				4:52.03				1:43.07				5:08.02
2)	JOHNSON, KENT	SR		1:59.88	4)	SZABADOS, BELA	SO	5:13.45	2)	HAYDU, ADRIAN	FR	2:06.85	4)	DE HART, GREG	SR	5:30.73
				2:24.72				5:37.49				2:33.06				5:56.59
				2:49.69				6:01.79				3:00.25				6:23.09
				3:14.07				6:26.28				3:27.07				6:49.30
**	PAC-10															
2)	STANFORD "A"			6:27.51					UNOF-USC "B"	*						DISQUAL
1)	COUNTS, GLENN	FR		:22.53	3)	JONES, SCOTT	SR	3:36.82	1)	DOLNIAK, GRZEGORSR		:23.22	3)	SUHAYDA, PETER		3:43.76
				:47.44				4:01.17				:47.81				4:09.43
				1:12.47				4:25.97				1:13.14				4:35.71
				1:37.40				4:51.02				1:38.49				5:01.74
2)	EMERS, JUSTIN	SO		1:59.62	4)	WALES, DOD	SO	5:13.27	2)	GREENWOOD, SCOTT		2:01.51	4)	OLVER, BRIAN		5:25.85
				2:24.73				5:37.43				2:27.35				5:52.23
				2:49.81				6:02.22				2:54.31				6:19.00
				3:14.85				6:27.51				3:21.14				DISQUAL
3)	CALIFORNIA "A"			6:32.12					ASU "A"							DISQUAL
1)	LOADER, DANYON	SO		:23.22	3)	GAGGERO, DAVE	SO	3:37.84	1)	SANCHEZ, FRANCIS	SO	:23.62	3)	HUTCHISON, CRAIG JR		3:41.25
				:47.80				4:02.78				:49.01				4:06.51
				1:13.02				4:28.48				1:13.98				4:32.39
				1:37.70				4:54.31				1:38.77				4:58.79
2)	MERSEBURG, LARS	FR		1:59.98	4)	SIKORA, BART	JR	5:15.81	2)	DELGADO, FELIPE	SR	2:01.40	4)	VARGAS, NELSON	SR	5:21.58
				2:24.56				5:41.07				2:27.11				5:47.47
				2:50.31				6:06.66				2:53.40				6:13.65
				3:15.59				6:32.12				3:18.94				DISQUAL
4)	ARIZONA "A"			6:41.62					UNOF-ASU "B"	*						6:51.69 EX
1)	NEETHLING, RYK	FR		:23.41	3)	GRODZKI, ADAM	SR	3:40.67	1)	DIAZ, GUILLERMO	SO	:23.78	3)	MULLEN, MIKE	FR	3:46.85
				:48.48				4:06.27				:50.17				4:13.74
				1:13.93				4:33.36				1:16.73				4:41.31
				1:38.87				4:59.72				1:42.95				5:06.48
2)	COUNTS, CHRIS	JR		2:01.96	4)	CUNNINGHAM, CHRIS		5:17.28	2)	GREVES, RICHARD	SO	2:06.44	4)	BUTLER, KEVIN	FR	5:30.87
				2:27.48				5:48.51				2:32.00				5:57.55
				2:52.75				6:14.89				2:57.90				6:24.77
				3:17.99				6:41.62				3:23.42				6:51.69

MEN'S 1997 PACIFIC-10 SWIMMING AND DIVING CHAMPIONSHIPS  
 HOST: UNIVERSITY OF SOUTHERN CALIFORNIA SPONSORS: GTE AND HERTZ  
 HELD AT: BELMONT PLAZA POOL-LONG BEACH, CA MARCH 6-8, 1997

EVENT :	15	MEN'S 1650	YARDS	FREESTYLE	*****	MARCH 8, 1997	*****
NCAA	14:09.31	TOM DOLAN	MICHIGAN	3/25/95			
PAC-10	14:50.50	DAVE SIMS	STANFORD	1984			
QUALIFYING FOR NCAA AUTOMATIC	15:10.61						
QUALIFYING FOR NCAA CONSID.	15:37.92						
FINAL RESULTS	TIMED FINALS						
RANK	NAME	YEAR	TEAM	TIME			
1)	NEETHLING, RYK	FR	ARIZONA	14:53.30	7)	DE HART, GREG	SR WASHINGTON 15:23.61
	:25.10 :52.18 1:19.30 1:46.46 2:13.75 2:41.13					:25.37 :52.74 1:20.58 1:48.46 2:16.30 2:44.27	
	3:08.38 3:35.82 4:03.43 4:30.89 4:58.66 5:26.26					3:12.20 3:40.13 4:08.15 4:36.15 5:04.19 5:32.17	
	5:53.80 6:21.13 6:48.09 7:15.04 7:42.06 8:09.10					6:00.21 6:28.35 6:56.29 7:24.47 7:52.63 8:20.80	
	8:36.37 9:03.52 9:30.76 9:57.85 10:25.20 10:52.32					8:49.00 9:17.29 9:45.41 10:13.60 10:41.79 11:09.96	
	11:19.45 11:46.55 12:13.66 12:40.71 13:07.75 13:34.87					11:38.25 12:06.77 12:35.14 13:03.66 13:32.23 14:00.51	
	14:01.92 14:28.82 14:53.30					14:28.90 14:56.97 15:23.61	
2)	JOHNSON, KENT	SR	USC	15:09.05	8)	MELLEY, MIKE	SR ASU 15:26.16
	:00.00 :00.00 :00.00 :00.00 2:14.45 2:43.23					:25.43 :53.33 1:21.18 1:48.91 2:16.90 2:45.00	
	3:09.95 3:37.43 4:05.25 4:32.86 5:00.65 5:28.54					3:13.11 3:41.34 4:09.33 4:37.49 5:05.76 5:34.27	
	5:56.57 6:24.35 6:52.21 7:20.06 7:47.89 8:15.75					6:03.00 6:31.48 6:59.91 7:28.83 7:57.39 8:25.72	
	8:43.58 9:11.35 9:38.97 10:06.54 10:34.86 11:01.76					8:54.29 9:22.63 9:51.22 10:19.70 10:47.93 11:16.06	
	11:29.25 11:56.80 12:24.32 12:52.02 13:19.74 13:47.39					11:44.21 12:12.10 12:40.20 13:08.16 13:36.05 14:03.94	
	14:15.14 14:42.81 15:09.05					14:31.83 14:59.59 15:26.16	
3)	RADVANY, KEVIN	SR	STANFORD	15:12.05	9)	NELSON, BRYAN	FR WASHINGTON 15:30.96
	:25.02 :51.96 1:19.17 1:46.40 2:13.91 2:41.58					:26.06 :53.99 1:22.02 1:50.10 2:18.36 2:46.38	
	3:08.98 3:36.37 4:03.95 4:31.55 4:59.27 5:26.80					3:14.38 3:42.64 4:10.72 4:38.72 5:07.07 5:35.04	
	5:54.39 6:22.06 6:49.76 7:17.61 7:45.44 8:13.21					6:03.16 6:31.30 6:59.66 7:28.04 7:56.49 8:24.99	
	8:40.99 9:09.00 9:36.65 10:04.58 10:32.63 11:00.73					8:53.39 9:21.71 9:50.36 10:18.91 10:47.49 11:16.14	
	11:28.95 11:56.94 12:25.14 12:53.20 13:21.30 13:49.69					11:44.63 12:13.10 12:41.60 13:09.90 13:38.45 14:07.02	
	14:17.71 14:44.76 15:12.05					14:35.55 15:03.70 15:30.96	
4)	DOLNIAK, GRZEGORZ	SR	USC	15:13.41	10)	SMITH, GABE	FR ARIZONA 15:32.15
	:25.57 :52.88 1:20.34 1:48.33 2:15.93 2:43.71					:26.73 :54.84 1:23.57 1:52.34 2:20.97 2:49.25	
	3:11.66 3:39.69 4:07.70 4:35.65 5:03.82 5:30.46					3:17.46 3:45.82 4:14.24 4:42.20 5:10.45 5:38.26	
	5:57.90 6:25.12 6:52.49 7:19.86 7:47.19 8:14.50					6:06.63 6:34.70 7:02.80 7:31.12 7:59.52 8:27.78	
	8:41.76 9:09.37 9:36.72 10:05.01 10:32.69 11:00.44					8:56.03 9:24.33 9:52.50 10:20.91 10:49.18 11:17.69	
	11:28.65 11:56.73 12:24.98 12:53.31 13:21.30 13:49.49					11:46.10 12:14.47 12:43.05 13:11.13 13:39.72 14:08.29	
	14:17.62 14:45.93 15:13.41					14:36.85 15:05.13 15:32.15	
5)	KWOK, MARK	SO	USC	15:18.38	11)	AWBREY, BRETT	FR USC 15:34.69
	:00.00 :00.00 :00.00 :00.00 :00.00 :00.00					:25.43 :53.04 1:20.95 1:49.30 2:17.45 2:45.63	
	3:18.93 3:40.31 :00.00 :00.00 :00.00 :00.00					3:13.75 3:42.06 4:10.66 4:39.16 5:07.04 5:35.14	
	5:59.21 6:27.02 6:54.91 7:22.69 7:50.95 :00.00					6:03.40 6:31.48 6:59.76 7:28.04 7:56.24 8:24.85	
	8:46.98 :00.00 :00.00 10:10.80 10:38.65 11:06.98					8:53.19 9:21.67 9:50.17 10:18.84 10:47.49 11:16.27	
	11:35.20 12:03.23 12:31.29 12:59.36 13:27.64 13:55.79					11:45.02 12:14.03 12:42.77 13:11.81 13:40.92 14:09.63	
	14:23.66 14:52.10 15:18.38					14:38.33 15:07.00 15:34.69	
6)	O'MARA, MATT	SO	STANFORD	15:21.52	12)	GREVES, RICHARD	SO ASU 15:36.82
	:00.00 :00.00 :00.00 :00.00 :00.00 :00.00					:25.69 :53.58 1:21.56 1:50.07 2:18.81 2:47.32	
	:00.00 3:26.09 :00.00 :00.00 :00.00 :00.00					3:15.88 3:44.51 4:13.12 4:41.63 5:10.19 5:38.68	
	:00.00 :00.00 :00.00 :00.00 :00.00 8:06.79					6:07.03 6:35.79 7:04.63 7:33.31 8:01.86 8:30.40	
	:00.00 :00.00 :00.00 :00.00 10:40.83 :00.00					8:59.18 9:27.89 9:56.64 10:25.78 10:54.71 11:23.22	
	11:37.24 12:05.28 12:33.43 13:01.83 13:30.00 13:58.05					11:51.84 12:20.36 12:48.87 13:17.48 13:46.12 14:14.95	
	14:26.35 14:54.45 15:21.52					14:43.54 15:11.13 15:36.82	

( CONTINUED ON NEXT PAGE )

13) HANSON, GEOFF	SR ARIZONA	15:38.45	19) WAGGATT, MIKE	FR CALIFORNIA	16:00.43
:26.03 :53.55 1:21.48 1:49.60 2:17.73 2:45.90			:25.59 :53.32 1:21.22 1:49.32 2:17.56 2:45.77		
3:14.28 3:42.74 4:10.94 4:39.04 5:07.06 5:35.21			3:14.36 3:43.05 4:11.70 4:40.48 5:09.70 5:38.62		
6:03.46 6:31.64 7:00.08 7:28.38 7:56.89 8:25.26			6:08.26 6:37.25 7:07.13 7:36.73 8:06.22 8:35.93		
8:53.72 9:22.38 9:51.14 10:19.92 10:48.81 11:17.70			9:05.60 9:35.39 10:04.99 10:34.68 11:04.39 11:33.96		
11:46.72 12:15.90 12:45.31 13:14.51 13:43.95 14:12.85			12:03.77 12:33.57 13:03.33 13:33.26 14:03.06 14:33.01		
14:41.91 15:10.60 15:38.45			15:02.58 15:31.98 16:00.43		
14) MECA, DAVID	SR USC	15:40.84	20) NEEBE, STEVEN	FR STANFORD	16:01.53
:25.57 :52.82 1:20.18 1:47.80 2:15.60 2:43.56			:26.09 :54.74 1:23.42 1:52.30 2:20.87 2:49.49		
3:11.67 3:39.81 4:08.14 4:36.44 5:04.78 5:33.30			3:18.24 3:46.90 4:15.89 4:44.60 5:13.48 5:41.72		
6:02.20 6:31.11 7:00.00 7:28.62 7:57.36 8:26.89			6:10.19 6:39.13 7:08.21 7:37.42 8:06.49 8:35.96		
8:55.07 9:23.91 9:52.98 10:22.10 10:51.15 11:20.08			9:05.14 9:34.52 10:04.17 10:33.73 11:03.64 11:33.21		
11:49.31 12:18.45 12:47.62 13:16.95 13:46.30 14:15.53			12:03.44 12:33.07 13:03.07 13:33.04 14:03.06 14:33.18		
14:44.54 15:13.42 15:40.84			15:03.22 15:33.01 16:01.53		
15) SCHELL, BRANNON	FR WASHINGTON	15:42.91	MYLAN, CHRIS	* UNDF-USC	* 15:22.83 EX
:25.97 :53.52 1:21.69 1:49.89 2:18.17 2:46.74			:25.35 :52.89 1:20.66 1:48.40 2:16.47 2:44.51		
3:15.12 3:43.53 4:12.23 4:40.92 5:09.82 5:38.50			3:12.60 3:40.56 4:08.60 4:36.64 5:04.83 5:33.06		
6:07.57 6:36.18 7:05.07 7:34.03 8:02.85 8:31.75			6:01.21 6:29.45 6:57.73 7:25.89 7:54.07 8:22.32		
9:00.54 9:29.13 9:58.19 10:26.92 10:56.00 11:25.02			8:50.45 9:18.63 9:46.78 10:15.02 10:43.28 11:11.55		
11:54.10 12:23.21 12:52.00 13:20.74 13:49.74 14:18.72			11:39.84 12:07.96 12:36.02 13:03.89 13:31.70 13:59.49		
14:47.51 15:15.37 15:42.91			14:27.46 14:55.73 5:22.82		
16) MC FARLAND, MATT	SD CALIFORNIA	15:46.93	LISCHKE, JON	*SR UNDF-STANFORD	* 15:30.23 EX
:25.53 :53.43 1:21.05 1:49.18 2:17.21 2:45.00			:25.84 :53.53 1:21.33 1:49.27 2:17.27 2:45.22		
3:13.24 3:41.52 4:09.63 4:37.93 5:06.15 5:34.57			3:13.13 3:40.85 4:08.80 4:37.01 5:05.23 5:33.58		
6:02.97 6:31.43 7:00.06 7:28.66 7:57.30 8:26.03			6:02.06 6:30.58 6:59.27 7:27.94 7:56.62 8:25.55		
8:55.00 9:23.76 9:52.67 10:21.92 10:50.86 11:20.13			8:53.62 9:22.12 9:50.46 10:18.92 10:47.70 11:16.09		
11:49.76 12:19.40 12:49.10 13:18.80 13:48.72 14:18.55			11:44.80 12:13.40 12:41.95 13:10.28 13:38.68 14:07.31		
14:48.32 15:17.86 15:46.93			14:35.73 15:03.44 5:30.23		
17) CUNNINGHAM, CHRIS	15 ARIZONA	15:48.11	ELIASSON, CHRISTOFF*FR	UNDF-CALIFORNIA*	15:50.12 EX
:26.61 :55.34 1:24.39 1:53.75 2:23.05 2:52.34			:26.13 :55.08 1:24.59 1:54.31 2:23.80 2:52.88		
3:21.16 3:50.15 4:19.07 4:48.14 5:16.68 5:45.13			3:22.15 3:51.56 4:20.57 4:49.71 5:18.96 5:47.85		
6:13.70 6:42.43 7:11.00 7:39.82 8:08.97 8:37.30			6:17.43 6:46.77 7:16.24 7:45.58 8:14.38 8:43.03		
9:06.18 9:35.01 10:03.52 10:32.19 11:00.92 11:29.77			9:11.91 9:40.82 10:09.10 10:37.58 11:06.47 11:34.94		
11:58.45 12:27.09 12:56.06 13:25.10 13:53.89 14:22.65			12:03.23 12:32.11 13:01.46 13:30.71 13:59.47 14:28.79		
14:51.32 15:20.17 15:48.11			14:57.13 15:24.79 5:50.12		
18) VAN POOL, KEN	JR WASHINGTON	15:53.14	OLVER, BRIAN	* UNDF-USC	* 16:05.78 EX
:26.47 :54.96 1:23.73 1:52.77 2:21.87 2:51.04			:26.61 :55.23 1:24.37 1:53.74 2:23.09 2:52.42		
3:20.15 3:48.93 4:18.20 4:47.28 5:16.45 5:45.62			3:21.71 3:50.92 4:20.11 4:49.41 5:18.76 5:47.96		
6:14.73 6:43.67 7:12.74 7:41.95 8:10.98 8:39.92			6:17.49 6:47.10 7:16.58 7:45.96 8:15.44 8:45.04		
9:09.11 9:38.15 10:07.26 10:36.23 11:05.16 11:34.02			9:14.29 9:43.50 10:12.62 10:41.71 11:11.53 11:41.11		
12:02.89 12:31.97 13:00.92 13:29.65 13:58.66 14:27.66			12:10.56 12:40.22 13:09.63 13:39.58 14:09.24 14:38.93		
14:56.17 15:24.67 15:53.14			15:08.50 15:37.68 6:05.78		

EVENT : 16 MEN'S 200 YARDS BACKSTROKE  
 NCAA 1:40.06 BRIAN RETTERER STANFORD  
 PAC-10 1:42.80 D. WEATHERFORD STANFORD  
 QUALIFYING FOR NCAA AUTOMATIC 1:44.69  
 QUALIFYING FOR NCAA CONSID. 1:47.83

\*\*\*\*\*

MARCH 8, 1997 \*\*\*\*\*

3/25/95  
 1994

PLACE	NAME	YEAR	TEAM	TRIALS	FINAL
-------	------	------	------	--------	-------

CHAMPIONSHIP FINAL

1)	KRAZELBURG, LENNY	JR	USC	1:44.24	1:40.59 **
	:23.70 :48.96	1:14.68	1:40.59		
** PAC-10					
2)	KOZULJ, GORDAN	SO	CALIFORNIA	1:44.78	1:42.80
	:24.03 :49.81	1:16.37	1:42.80		
3)	SIKORA, BART	JR	CALIFORNIA	1:43.76	1:43.22
	:24.37 :50.39	1:16.79	1:43.22		
4)	BLAHNIK, TATE	SO	STANFORD	1:45.16	1:44.93
	:24.81 :50.99	1:17.95	1:44.93		
5)	EWERS, JUSTIN	SO	STANFORD	1:46.13	1:45.28
	:24.99 :51.17	1:17.85	1:45.28		
6)	FRANCIS, BRAD	SR	USC	1:46.83	1:45.59
	:25.39 :52.05	1:18.79	1:45.59		
7)	SCHULTZ, DAN	SO	STANFORD	1:46.40	1:46.84
	:25.49 :52.26	1:19.63	1:46.84		
8)	SMITH, TROY	SR	ARIZONA	1:48.83	1:49.00
	:25.88 :52.95	1:20.30	1:49.00		

CONSOLATION FINAL

7)	ALLEN, MATT	FR	ARIZONA	1:50.09	1:47.29
	:25.59 :52.77	1:19.87	1:47.29		
8)	KETTERLING, CASEY	SO	STANFORD	1:48.89	1:48.64
	:26.79 :54.13	1:21.37	1:48.64		
9)	PHUANGTHONG, BOH	FR	USC	1:49.84	1:48.91
	:26.23 :54.23	1:22.06	1:48.91		
10)	PLANK, GREG	FR	ASU	1:50.26	1:50.14
	:26.22 :54.47	1:22.64	1:50.14		
11)	GEITZ, CHRISTIAN	FR	WASHINGTON	1:51.39	1:51.00
	:26.64 :54.58	1:22.89	1:51.00		
12)	ABAL, PABLO	FR	ASU	1:51.36	1:51.01
	:26.29 :55.12	1:23.44	1:51.01		
13)	MOON, BRIAN	FR	USC	1:52.63	1:51.18
	:26.46 :55.69	1:24.18	1:51.18		
14)	VINSON, CHRIS	SO	ASU	1:51.14	1:53.85
	:26.92 :55.28	1:24.02	1:53.85		

BONUS FINAL

13)	DIVELBESS, KEN	JR	WASHINGTON	1:53.95	1:52.98
	:26.38 :54.74	1:23.63	1:52.98		
14)	LAZENBY, ANDREW	JR	WASHINGTON	1:54.83	1:54.17
	:26.82 :55.96	1:25.07	1:54.17		

1)	SIKORA, BART	JR	CALIFORNIA	1:43.76	3)	KOZULJ, GORDAN	SO	CALIFORNIA	1:44.78
	:24.59 :50.72	1:17.20	1:43.76			:24.92 :51.43	1:18.12	1:44.78	
2)	KRAZELBURG, LENNY	JR	USC	1:44.24	4)	BLAHNIK, TATE	SO	STANFORD	1:45.16
	:24.11 :49.26	1:16.59	1:44.24			:25.11 :52.09	1:18.99	1:45.16	

( CONTINUED ON NEXT PAGE )

## EVENT: 16 MEN'S 200 YARDS BACKSTROKE

(CONTINUED)

5) EWERS, JUSTIN	SO STANFORD	1:46.13	14) VINSON, CHRIS	SO ASU	1:51.14
:25.22 :51.72 1:18.72 1:46.13			:26.15 :53.81 1:22.05 1:51.14		
6) SCHULTZ, DAN	SO STANFORD	1:46.40	15) ABAL, PABLO	FR ASU	1:51.36
:25.88 :52.13 1:19.29 1:46.40			:26.08 :54.01 1:22.17 1:51.36		
7) FRANCIS, BRAD	SR USC	1:46.83	16) BEITZ, CHRISTIAN	FR WASHINGTON	1:51.39
:25.70 :52.75 1:19.71 1:46.83			:26.52 :54.23 1:22.70 1:51.39		
8) HAWKINS, SPENCER	*FR UNDF-CALIFORNIA*	1:48.74	17) SUHAYDA, PETER	* UNDF-USC *	1:51.65
:25.82 :53.29 1:20.92 1:48.74			:26.16 :54.38 1:23.10 1:51.65		
9) SMITH, TROY	SR ARIZONA	1:48.83	18) MOON, BRIAN	FR USC	1:52.63
:26.15 :53.39 1:20.99 1:48.83			:25.65 :52.91 1:21.96 1:52.63		
10) KETTERLING, CASEY	SO STANFORD	1:48.89	19) GREVES, RICHARD	*SO UNDF-ASU *	1:53.21
:26.69 :53.93 1:21.45 1:48.89			:26.66 :54.80 1:23.91 1:53.21		
11) PHUANGTHONG, BOH	FR USC	1:49.84	20) DIVELBESS, KEN	JR WASHINGTON	1:53.95
:25.91 :53.40 1:21.64 1:49.84			:00.00 :00.00 :00.00 1:53.95		
12) ALLEN, MATT	FR ARIZONA	1:50.09	21) LAZENBY, ANDREW	JR WASHINGTON	1:54.83
:26.36 :54.33 1:22.16 1:50.09			:27.14 :56.29 1:25.67 1:54.83		
13) PLANK, GREG	FR ASU	1:50.26	22) PULLEN, ALEX	*JR UNDF-ARIZONA *	1:55.07
:25.90 :53.64 1:21.89 1:50.26			:26.54 :55.33 1:24.93 1:55.07		

## EVENT : 17 MEN'S 100 YARDS FREESTYLE

\*\*\*\*\*

MARCH 8, 1997

\*\*\*\*\*

NCAA	:41.80	MATT BIONDI	CALIFORNIA	1987
PAC-10	:43.28	MICHAEL PICOTTE	UCLA	1993
QUALIFYING FOR NCAA AUTOMATIC	:43.82			
QUALIFYING FOR NCAA CONSID.	:45.13			

PLACE	NAME	YEAR	TEAM	TRIALS	FINAL
-------	------	------	------	--------	-------

## CHAMPIONSHIP FINAL

1) SANCHEZ, FRANCISCO	SO ASU	:44.48	:43.24 **
:20.87 :43.24			
** PAC-10			
2) CLAYPOOL, SCOTT	JR STANFORD	:43.43	:43.54
:20.56 :43.54			
3) WALES, DOD	SO STANFORD	:44.15	:43.71
:21.33 :43.71			
4) SZABADOS, BELA	SO USC	:44.35	:44.00
:21.29 :44.00			
5) DELGADO, FELIPE	SR ASU	:43.94	:44.13
:21.19 :44.13			
6) MERSEBURG, LARS	FR CALIFORNIA	:44.41	:44.17
:21.54 :44.17			
7) WICK, ABE	SR ARIZONA	:44.33	:44.44
:21.10 :44.44			
8) CROWE, JED	JR STANFORD	:44.25	:44.46
:21.33 :44.46			

## CONSOLATION FINAL

7) HUTCHISON, CRAIG	JR ASU	:44.48	:44.21
:21.35 :44.21			
8) KIZIEROWSKI, BART	FR CALIFORNIA	:44.71	:44.37
:21.46 :44.37			
9) OLSON, CHRIS	JR STANFORD	:44.74	:44.57
:21.40 :44.57			

( CONTINUED ON NEXT PAGE )



## EVENT: 17 MEN'S 100 YARDS FREESTYLE

(CONTINUED)

10) WILLIAMS, MIKE	SO USC	:45.07	:44.88
	:21.63 :44.88		
11) JONES, SCOTT	SR STANFORD	:44.83	:45.06
	:21.85 :45.06		
12) VARGAS, NELSON	SR ASU	:45.14	:45.27
	:21.72 :45.27		
13) COUNTS, GLENN	FR STANFORD	:44.63	:45.39
	:21.64 :45.39		
DICKE, MARKUS	SR CALIFORNIA	:45.22	DISQUAL
	:00.00 DISQUAL		
BONUS FINAL			
13) MC PHERSON, LANCE	FR USC	:45.60	:45.29
	:21.78 :45.29		
14) MULLEN, MIKE	FR ASU	:45.89	:45.51
	:21.77 :45.51		
15) DIAZ, GUILLERMO	SO ASU	:46.31	:45.66
	:22.16 :45.66		
16) BAGGERO, DAVE	SO CALIFORNIA	:46.17	:45.69
	:21.83 :45.69		
17) SZYMANOWSKI, DAMON	JR CALIFORNIA	:45.89	:45.89
	:21.80 :45.89		
18) MILLER, MATT	FR ARIZONA	:46.40	:46.02
	:22.29 :46.02		
19) MILLER, ANDY	FR WASHINGTON	:46.54	:46.62
	:22.54 :46.62		
KITTREDGE, BRAD	FR CALIFORNIA	:45.26	DISQUAL
	:00.00 DISQUAL		
1) CLAYPOOL, SCOTT	JR STANFORD	:43.43	
	:20.74 :43.43		
2) DELGADO, FELIPE	SR ASU	:43.94	
	:21.11 :43.94		
3) WALES, DOD	SO STANFORD	:44.15	
	:21.67 :44.15		
4) CROWE, JED	JR STANFORD	:44.25	
	:21.31 :44.25		
5) WICK, ABE	SR ARIZONA	:44.33	
	:21.12 :44.33		
6) SZABADOS, BELA	SO USC	:44.35	
	:21.36 :44.35		
7) MERSEBURG, LARS	FR CALIFORNIA	:44.41	
	:21.66 :44.41		
8) MUHAMMAD, SABIR	*JR UNOF-STANFORD *	:44.43	
	:21.33 :44.43		
9) SANCHEZ, FRANCISCO	SO ASU	:44.48	
	:21.40 :44.48		
10) HUTCHISON, CRAIG	JR ASU	:44.48	
	:21.57 :44.48		
11) COUNTS, GLENN	FR STANFORD	:44.63	
	:21.26 :44.63		
12) KIZIEROWSKI, BART	FR CALIFORNIA	:44.71	
	:21.78 :44.71		
13) OLSON, CHRIS	JR STANFORD	:44.74	
	:21.62 :44.74		
14) JONES, SCOTT	SR STANFORD	:44.83	
	:21.70 :44.83		
15) JOHNSON, KENT	*SR UNOF-USC *	:44.86	
	:21.81 :44.86		
16) WILLIAMS, MIKE	SO USC	:45.07	
	:21.73 :45.07		
17) VARGAS, NELSON	SR ASU	:45.14	
	:21.49 :45.14		
18) DICKE, MARKUS	SR CALIFORNIA	:45.22	
	:22.02 :45.22		
19) KITTREDGE, BRAD	FR CALIFORNIA	:45.26	
	:21.49 :45.26		
20) MC PHERSON, LANCE	FR USC	:45.60	
	:21.74 :45.60		
21) SPENSER, KURT	*FR UNOF-STANFORD *	:45.70	
	:21.91 :45.70		
22) GREENWOOD, SCOTT	* UNOF-USC *	:45.82	
	:21.89 :45.82		
23) MULLEN, MIKE	FR ASU	:45.89	
	:21.95 :45.89		
23) SZYMANOWSKI, DAMON	JR CALIFORNIA	:45.89	
	:21.91 :45.89		
25) ROTH, JUSTIN	JR ARIZONA	:46.06	
	:21.60 :46.06		
26) BAGGERO, DAVE	SO CALIFORNIA	:46.17	
	:22.20 :46.17		

( CONTINUED ON NEXT PAGE )

## EVENT: 17 MEN'S 100 YARDS FREESTYLE

(CONTINUED)

27) DIAZ, GUILLERMO	SO ASU	:46.31	35) HAYDU, ADRIAN	FR WASHINGTON	:46.99
:22.47	:46.31		:22.72	:46.99	
28) MILLER, MATT	FR ARIZONA	:46.40	36) GODFREY, MARSHALL	*SR UNDF-ASU *	:47.21
:22.39	:46.40		:22.80	:47.21	
29) BROZCO, JASON	SR ARIZONA	:46.41	37) GRODZKI, ADAM	SR ARIZONA	:47.40
:21.77	:46.41		:22.86	:47.40	
30) STOVALL, SAMUEL	*FR UNDF-USC *	:46.52	38) TERRELL, JEFF	*SO UNDF-ARIZONA *	:47.44
:22.04	:46.52		:23.01	:47.44	
30) MOORE, WILL	*SO UNDF-CALIFORNIA*	:46.52	39) BUTLER, KEVIN	*FR UNDF-ASU *	:48.08
:22.46	:46.52		:23.03	:48.08	
32) MILLER, ANDY	FR WASHINGTON	:46.54	HUDSON, FERGUS	SO WASHINGTON	DISQUAL
:22.53	:46.54		:00.00	DISQUAL	
33) HENIKMAN, ROBERT	FR ARIZONA	:46.62	BROPHY, CHRIS	*SR UNDF-ARIZONA *	DISQUAL
:21.90	:46.62		:00.00	DISQUAL	
34) LA FLEUR, OSCAR	FR ARIZONA	:46.79			
:22.47	:46.79				

MEN'S 1997 PACIFIC-10 SWIMMING AND DIVING CHAMPIONSHIPS  
 HOST: UNIVERSITY OF SOUTHERN CALIFORNIA SPONSORS: GTE AND HERTZ  
 HELD AT: BELMONT PLAZA POOL-LONG BEACH, CA MARCH 6-8, 1997

EVENT : 18 MEN'S 200 YARDS BREASTSTROKE \*\*\*\*\* MARCH 8, 1997 \*\*\*\*\*  
 NCAA 1:53.77 MIKE BARROWMAN MICHIGAN 1990  
 PAC-10 1:56.93 KURT GROTE STANFORD 1993  
 QUALIFYING FOR NCAA AUTOMATIC 1:58.78  
 QUALIFYING FOR NCAA CONSID. 2:02.34

PLACE NAME YEAR TEAM TRIALS FINAL

CHAMPIONSHIP FINAL

1) WILKENS, TOM JR STANFORD 1:59.88 1:57.63  
 :26.82 :56.60 1:26.96 1:57.63  
 2) FLINT, GLEN JR ARIZONA 2:00.74 1:59.39  
 :27.44 :57.31 1:27.93 1:59.39  
 3) NORDYKE, BRENT SR WASHINGTON 2:00.72 2:00.75  
 :27.33 :57.90 1:28.73 2:00.75  
 4) SIRISANONT, NUK FR CALIFORNIA 2:01.84 2:00.76  
 :28.20 :59.04 1:29.63 2:00.76  
 5) HOLDEN, BLAKE SO STANFORD 2:01.46 2:01.18  
 :27.65 :58.63 1:29.99 2:01.18  
 6) DURHAM, EDDIE FR USC 2:02.21 2:01.86  
 :27.27 :57.63 1:29.32 2:01.86  
 7) MYLAN, CHRIS JR USC 2:02.21 2:02.16  
 :28.00 :58.86 1:30.32 2:02.16  
 8) CLAYTOR, CHRISTIAN JR CALIFORNIA 1:59.80 2:02.19  
 :27.18 :57.64 1:29.76 2:02.19

CONSOLATION FINAL

7) SALLES-CUNHA, ANDRE JR STANFORD 2:03.07 2:01.09  
 :27.66 :58.29 1:29.42 2:01.09  
 8) RONSON, STEVE FR STANFORD 2:03.54 2:02.66  
 :00.00 :00.00 1:30.72 2:02.66  
 9) MOTT, STEVE SR WASHINGTON 2:03.58 2:03.24  
 :28.15 :59.32 1:31.05 2:03.24  
 10) TUNSTALL, JON FR ASU 2:06.26 2:03.54  
 :27.86 :58.97 1:30.91 2:03.54  
 11) SHIGENO, DUSTIN SR WASHINGTON 2:03.16 2:03.56  
 :28.22 :59.56 1:31.13 2:03.56  
 12) DUNCAN, RYAN SR CALIFORNIA 2:03.81 2:04.21  
 :29.11 1:00.84 1:32.58 2:04.21  
 13) BECKWITH, HARVEY FR USC 2:03.71 2:05.27  
 :27.25 :58.22 1:30.73 2:05.27  
 14) SHAPLEY, AARON SR CALIFORNIA 2:03.09 2:05.37  
 :28.29 :59.52 1:31.69 2:05.37

BONUS FINAL

13) MESSNER, STEVE FR CALIFORNIA 2:08.97 2:05.28  
 :27.59 :58.63 1:31.06 2:05.28  
 14) DIETRICH, TIM JR WASHINGTON 2:08.83 2:07.28  
 :28.97 1:01.30 1:33.96 2:07.28  
 15) CADY, DILLON JR WASHINGTON 2:08.34 2:07.40  
 :28.73 1:01.09 1:34.32 2:07.40  
 16) STRATTON, RYAN FR WASHINGTON 2:08.40 2:08.31  
 :29.56 1:01.47 1:34.61 2:08.31

( CONTINUED ON NEXT PAGE )

EVENT: 18 MEN'S 200 YARDS BREASTSTROKE

(CONTINUED)

17) GRAVROCK, CAM	SR WASHINGTON	2:07.73	2:08.43
:27.94	:59.97	1:33.89	2:08.43
18) METZGER, AIDAN	FR ARIZONA	2:07.78	2:08.51
:28.78	1:00.71	1:33.78	2:08.51
19) BELTRAN, JUAN	JR ASU	2:08.40	2:09.22
:29.00	1:01.54	1:34.95	2:09.22
20) RODRIGUEZ, IVAN	FR ASU	2:11.68	2:09.31
:28.21	1:00.86	1:34.60	2:09.31
1) CLAYTOR, CHRISTIAN	JR CALIFORNIA	1:59.80	
:27.19	:57.51	1:28.34	1:59.80
2) WILKENS, TOM	JR STANFORD	1:59.88	
:27.23	:57.49	1:28.45	1:59.88
3) NORDYKE, BRENT	SR WASHINGTON	2:00.72	
:27.56	:58.26	1:29.27	2:00.72
4) FLINT, GLEN	JR ARIZONA	2:00.74	
:27.96	:58.40	1:29.30	2:00.74
5) HOLDEN, BLAKE	SO STANFORD	2:01.46	
:27.48	:58.25	1:29.53	2:01.46
6) SIRISANONT, NUK	FR CALIFORNIA	2:01.84	
:28.83	:59.84	1:30.87	2:01.84
7) DURHAM, EDDIE	FR USC	2:02.21	
:28.05	:58.94	1:30.53	2:02.21
7) MYLAN, CHRIS	JR USC	2:02.21	
:28.35	:59.17	1:30.57	2:02.21
9) SALLES-CUNHA, ANDRE	JR STANFORD	2:03.07	
:27.35	:58.54	1:30.42	2:03.07
10) SHAPLEY, AARON	SR CALIFORNIA	2:03.09	
:27.79	:58.90	1:30.74	2:03.09
11) SHIGENO, DUSTIN	SR WASHINGTON	2:03.16	
:28.29	:59.23	1:30.93	2:03.16
12) RONSON, STEVE	FR STANFORD	2:03.54	
:27.57	:58.18	1:30.10	2:03.54
13) MOTT, STEVE	SR WASHINGTON	2:03.58	
:27.95	:59.64	1:31.50	2:03.58
14) BECKWITH, HARVEY	FR USC	2:03.71	
:28.00	:59.16	1:30.52	2:03.71
15) DUNCAN, RYAN	SR CALIFORNIA	2:03.81	
:29.10	1:00.77	1:32.15	2:03.81
16) TAYLOR, DAVID	* UNDF-USC	* 2:04.85	
:27.32	:58.11	1:30.65	2:04.85
17) MORRIS, RICHARD	*SO UNDF-ASU	* 2:06.13	
:28.27	:59.52	1:32.42	2:06.13
18) TUNSTALL, JON	FR ASU	2:06.26	
:28.13	:59.69	1:32.89	2:06.26
19) GRAVROCK, CAM	SR WASHINGTON	2:07.73	
:27.79	:59.61	1:33.39	2:07.73
20) METZGER, AIDAN	FR ARIZONA	2:07.78	
:29.02	1:01.26	1:33.90	2:07.78
21) CODY, DILLON	JR WASHINGTON	2:08.34	
:28.81	1:01.42	1:34.89	2:08.34
22) STRATTON, RYAN	FR WASHINGTON	2:08.40	
:28.99	1:01.09	1:34.39	2:08.40
22) BELTRAN, JUAN	JR ASU	2:08.40	
:28.20	1:00.02	1:34.00	2:08.40
24) DIETRICH, TIM	JR WASHINGTON	2:08.83	
:29.18	1:00.99	1:34.17	2:08.83
25) MESSNER, STEVE	FR CALIFORNIA	2:08.97	
:28.87	1:01.14	1:34.58	2:08.97
26) OLVER, BRIAN	* UNDF-USC	* 2:09.45	
:29.45	1:02.29	1:36.00	2:09.45
27) RODRIGUEZ, IVAN	FR ASU	2:11.68	
:28.86	1:01.25	1:35.68	2:11.68
28) MASTIN, GREG	FR ARIZONA	2:12.03	
:28.57	1:01.90	1:36.62	2:12.03

EVENT : 19 MEN'S 200 YARDS BUTTERFLY

NCAA	1:41.78	MELVIN STEWART	TENNESSEE
PAC-10	1:43.91	RAY CAREY	STANFORD
QUALIFYING FOR NCAA AUTOMATIC	1:46.41		
QUALIFYING FOR NCAA CONSID.	1:49.60		

\*\*\*\*\*

MARCH 8, 1997

\*\*\*\*\*

1991

1994

PLACE	NAME	YEAR	TEAM	TRIALS	FINAL
CHAMPIONSHIP FINAL					
1)	JULIAN, JEFF	SR	USC	1:46.91	1:44.86
	:23.54	:49.91	1:17.21	1:44.86	
2)	PIERCE, MATTHEW	SO	STANFORD	1:45.72	1:46.45
	:24.02	:50.96	1:18.19	1:46.45	
3)	GALIC, DOMINIK	JR	CALIFORNIA	1:47.69	1:46.93
	:24.40	:51.22	1:18.83	1:46.93	

( CONTINUED ON NEXT PAGE )

## EVENT: 19 MEN'S 200 YARDS BUTTERFLY

(CONTINUED)

4) ILIKA, JOSH	SR USC	1:47.25	1:47.08
:24.07	:51.16	1:19.04	1:47.08
5) COUNTS, CHRIS	JR ARIZONA	1:48.21	1:47.75
:24.55	:51.20	1:18.86	1:47.75
6) VASCONCELLOS, CITO	SR USC	1:48.08	1:47.85
:24.30	:51.10	1:19.11	1:47.85
7) CARGIN, SEAN	FR CALIFORNIA	1:48.65	1:48.37
:24.62	:51.06	1:19.96	1:48.37
8) SILVER, ALEX	SO CALIFORNIA	1:48.81	1:49.35
:24.87	:52.72	1:20.76	1:49.35

## CONSOLATION FINAL

7) DELGADO, ROBERT	SO ASU	1:48.92	1:48.74
:24.68	:52.24	1:20.27	1:48.74
8) LOADER, DANYON	SO CALIFORNIA	1:49.39	1:49.06
:24.64	:52.49	1:20.73	1:49.06
9) DYKSTRA, JOE	JR WASHINGTON	1:50.72	1:50.11
:24.92	:52.95	1:21.46	1:50.11
10) BROPHY, CHRIS	SR ARIZONA	1:50.94	1:51.37
:24.09	:52.17	1:21.54	1:51.37
11) BROWN, D. SCOTT	SO ASU	1:53.01	1:52.69
:26.16	:54.83	1:23.67	1:52.69
12) ROOSA, ROBERT	FR WASHINGTON	1:53.26	1:52.73
:25.29	:53.60	1:22.81	1:52.73
13) HATLELID, BRIAN	SO ASU	1:52.77	1:52.87
:25.28	:53.71	1:22.87	1:52.87
14) MARTINEZ, ADAM	FR WASHINGTON	1:52.26	1:53.16
:25.16	:53.32	1:22.81	1:53.16

1) PIERCE, MATTHEW	SO STANFORD	1:45.72		11) DELGADO, ROBERT	SO ASU	1:48.92	
:24.37	:51.55	1:18.67	1:45.72	:25.00	:52.41	1:20.33	1:48.92
2) AMBREY, BRETT	*FR UNDF-USC	* 1:46.46		12) LOADER, DANYON	SO CALIFORNIA	1:49.39	
:24.50	:51.24	1:18.87	1:46.46	:24.38	:52.20	1:20.72	1:49.39
3) JULIAN, JEFF	SR USC	1:46.91		13) DYKSTRA, JOE	JR WASHINGTON	1:50.72	
:24.18	:51.58	1:19.29	1:46.91	:25.05	:53.35	1:21.77	1:50.72
4) ILIKA, JOSH	SR USC	1:47.25		14) BROPHY, CHRIS	SR ARIZONA	1:50.94	
:24.71	:51.99	1:19.77	1:47.25	:24.41	:52.18	1:20.61	1:50.94
5) GALIC, DOMINIK	JR CALIFORNIA	1:47.69		15) WILLIAMS, ROBBIE	*FR UNDF-CALIFORNIA*	1:51.39	
:24.48	:51.53	1:19.51	1:47.69	:25.55	:53.51	1:22.35	1:51.39
6) KWOK, MARK	*SO UNDF-USC	* 1:48.05		16) MARTINEZ, ADAM	FR WASHINGTON	1:52.26	
:24.91	:52.30	1:19.97	1:48.05	:25.31	:53.84	1:22.68	1:52.26
7) VASCONCELLOS, CITO	SR USC	1:48.08		17) WOLFENBERG, ADAM	*FR UNDF-ASU	* 1:52.70	
:24.51	:51.24	1:18.97	1:48.08	:25.07	:53.30	1:22.22	1:52.70
8) COUNTS, CHRIS	JR ARIZONA	1:48.21		18) HATLELID, BRIAN	SO ASU	1:52.77	
:24.94	:52.49	1:20.27	1:48.21	:25.70	:54.06	1:22.90	1:52.77
9) CARGIN, SEAN	FR CALIFORNIA	1:48.65		19) BROWN, D. SCOTT	SO ASU	1:53.01	
:24.31	:52.41	1:20.33	1:48.65	:25.77	:53.96	1:22.95	1:53.01
10) SILVER, ALEX	SO CALIFORNIA	1:48.81		20) ROOSA, ROBERT	FR WASHINGTON	1:53.26	
:24.65	:52.47	1:20.40	1:48.81	:25.29	:53.26	1:22.03	1:53.26

( CONTINUED ON NEXT PAGE )

EVENT : 21 MEN'S 400 YARDS FREESTYLE RELAY \*\*\*\*\* MARCH 8, 1997 \*\*\*\*\*  
 NCAA 2:51.07 TEXAS TEXAS 1994  
 PAC-10 2:54.10 STANFORD STANFORD 1993  
 QUALIFYING FOR NCAA AUTOMATIC 2:55.60  
 QUALIFYING FOR NCAA CONSID. 3:00.86

FINAL RESULTS TIMED FINALS

RANK	NAME	YEAR	TEAM	TIME						
1)	STANFORD "A"			2:54.55		UNDF-WASHINGTON "B"*				DISQUAL
1)	WALES, DOD	SO		:21.05	3) MUHAMMAD, SABIR JR	1:47.90	1) HUDSON, FERGUS SO	:22.34	3) GRAVROCK, CAM SR	1:56.16
				:43.69		2:11.47		:47.18		2:21.16
2)	CROWE, JED	JR		1:04.34	4) CLAYPOOL, SCOTT JR	2:31.62	2) DIVELBESS, KEN JR	1:09.45	4) HAYDU, ADRIAN FR	2:43.21
				1:27.67		2:54.55		1:34.31		DISQUAL
2)	USC "A"			2:55.84		UNDF-USC "B" *				DISQUAL
1)	KRAZELBURG, LENNJR			:21.23	3) JOHNSON, KENT SR	1:49.36	1) AUBREY, BRETT FR	:21.84	3) GREENWOOD, SCOTT	1:51.98
				:44.16		2:12.30		:45.16		2:16.04
2)	WILLIAMS, MIKE	SO		1:05.04	4) SZABADOS, BELA SO	2:33.16	2) MC PHERSON, LANCFR	1:06.93	4) MOON, BRIAN FR	2:37.74
				1:28.43		2:55.84		1:30.73		DISQUAL
3)	ASU "A"			2:56.39		UNDF-USC "C" *				3:01.32 EX
1)	VARGAS, NELSON SR			:21.62	3) HUTCHISON, CRAIGJR	1:49.57	1) FRANCIS, BRAD SR	:21.78	3) ILIKA, JOSH JR	1:52.49
				:45.29		2:12.40		:45.42		2:16.02
2)	SANCHEZ, FRANCISSO			1:06.03	4) DELGADO, FELIPE SR	2:33.39	2) DOLNIAK, GRZEGORSR	1:07.29	4) JULIAN, JEFF SR	2:37.89
				1:28.57		2:56.39		1:30.62		3:01.32
4)	CALIFORNIA "A"			2:57.22		UNDF-STANFORD "C" *				3:03.42 EX
1)	KIZIEROWSKI, BARFR			:21.19	3) KITTREDGE, BRAD FR	1:49.14	1) SPENSER, KURT FR	:21.72	3) RONSON, STEVE FR	1:52.73
				:44.01		2:12.83		:45.41		2:16.76
2)	MERSEBURG, LARS FR			1:05.22	4) DICKE, MARKUS SR	2:33.56	2) RADVANY, KEVIN SR	1:07.06	4) PIERCE, MATTHEW SO	2:38.97
				1:28.13		2:57.22		1:31.06		3:03.42
5)	ARIZONA "A"			2:59.11		UNDF-ARIZONA "B" *				3:06.30 EX
1)	ALLEN, MATT FR			:21.59	3) COUNTS, CHRIS JR	1:50.96	1) MILLER, MATT FR	:22.08	3) PULLEN, ALEX JR	1:53.05
				:45.04		2:13.99		:46.06		2:18.04
2)	WICK, ABE SR			1:05.90	4) NEETHLING, RYK FR	2:35.48	2) SMITH, TROY SR	1:07.63	4) CUNNINGHAM, CHRIFR	2:40.92
				1:29.72		2:59.11		1:31.62		3:06.30
6)	WASHINGTON "A"			3:04.34		UNDF-ARIZONA "C" *				3:09.68 EX
1)	MILLER, ANDY FR			:22.39	3) DYKSTRA, JOE JR	1:54.46	1) LA FLEUR, OSCAR FR	:22.13	3) SMITH, GABE FR	1:55.94
				:46.43		2:18.71		:46.24		2:21.02
2)	NORDYKE, BRENT SR			1:08.16	4) DE HART, GREG SR	2:40.42	2) TERRELL, JEFF SO	1:08.56	4) MASTIN, GREG FR	2:44.03
				1:32.10		3:04.34		1:32.69		3:09.68
	UNDF-STANFORD "B" *			DISQUAL						3:10.63 EX
1)	EWERS, JUSTIN SO			:21.21	3) OLSON, CHRIS JR	1:48.44	1) MULLEN, MIKE FR	:21.96	3) WOLFENBERG, ADAMFR	1:57.34
				:44.68		2:11.96		:46.30		2:23.18
2)	COUNTS, GLENN FR			1:05.10	4) JONES, SCOTT SR	2:33.22	2) BROWN, D. SCOTT SO	1:09.22	4) BELTRAN, JUAN JR	2:45.49
				1:28.26		DISQUAL		1:33.97		3:10.63

```

MMMM      MMMM  EEEEEEE  NNN      NN
MM MM    MM MM  EEEEEEE  NNNN     NN
MM  MMMM  MM    EE        NN NN    NN
MM      MM    MM  EEEEEEE  NN  NN  NN
MM      MM    EE        NN    NN NN
MM      MM  EEEEEEE  NN      NNNN
MM      MM  EEEEEEE  NN      NNN

```

SCORING	END OF MEET INCLUDING DIVING				
1)	STANFORD	850.0	4)	CALIFORNIA	486.0
2)	USC	765.0	5)	ASU	454.0
3)	ARIZONA	575.0	6)	WASHINGTON	230.0



# PAC-10 NEWS

---

800 South Broadway, Suite 400 • Walnut Creek, California 94596  
Telephone (510) 932-4411 • Fax (510) 932-4601 • <http://www.pac-10.org>

**For Immediate Release:** April 9, 1997  
Contact: Kevin Grigg

WALNUT CREEK, Calif. -- ARIZONA's Jimmy Sjodin and Michelle Rocha have been named Pacific-10 Conference Men's Diver of the Year and Coach of the Year, respectively, Commissioner Tom Hansen announced today. Arizona sweeps the Conference diving honors for the second consecutive year.

Sjodin, a 5-foot-10 freshman from Malmo, Sweden, helped lead the Wildcats to their second best finish in school history at the 1997 Pac-10 Men's Swimming and Diving Championships. Arizona finished third with a total of 575 points. Sjodin won the three-meter event and the platform event with a total of 570.95 and 734.85 points, respectively. He finished second in the one-meter event with a total of 437.00 points. At the NCAA Championships in Minneapolis, Minnesota, Sjodin finished ninth on the three-meter springboard and 10-meter platform.

Rocha earns Coach of the Year honors in her first year as mentor of the Arizona diving program. At the 1997 Pacific-10 Diving Championships Rocha's divers swept the platform event, finished second, third and fourth in the one-meter event and finished first, second and fourth in the three-meter event. Rocha, a former collegiate diver at Arizona, won silver medals on the 10-meter platform at the 1984 and 1988 Olympic Games.

## FORMER PAC-10 MEN'S DIVERS AND COACHES OF THE YEAR

	<u>Diver of the Year</u>	<u>Coach of the Year</u>
1994	Brian Earley, USC	Rick Earley, USC
1995	David Johns, STAN	Rich Schavone, STAN
1996	Brian Spears, ARIZ	Cynthia Potter, ARIZ
1997	Jimmy Sjodin, ARIZ	Michelle Rocha, ARIZ





# PAC-10 NEWS

800 South Broadway, Suite 400 • Walnut Creek, California 94596  
Telephone (510) 932-4411 • Fax (510) 932-4601 • <http://www.pac-10.org>

**For Immediate Release: April 10, 1997**  
Contact: Kevin Grigg

WALNUT CREEK, Calif. -- ARIZONA's Ryk Neethling and STANFORD's Skip Kenney have been named Pacific-10 Conference Men's Swimmer of the Year and Coach of the Year, respectively, Commissioner Tom Hansen announced today.

Neethling, a 6-foot-3 freshman from Bloemfontein, South Africa, led Arizona to a third-place finish at the 1997 Pac-10 Men's Swimming and Diving Championships. The Wildcats' third-place finish was the second best finish in school history. Neethling won the 1650-yard freestyle in a time of 14:53.30 and finished second in the 500-yard freestyle. At the 1997 NCAA Championships, he finished ninth in individual scoring, leading Arizona to a 16th place finish. Neethling won the 1650-yard freestyle, finished second in the 500-yard freestyle and finished 12th in the 200-yard freestyle.

Kenney, in his 18th year at Stanford, guided Stanford to a second-place finish at the 1997 NCAA Championships. Under his direction, the Cardinal went 8-1 in dual meets this season and won their 16th straight Pac-10 Championship. Kenney has coached 79 All-Americans during his tenure and has an overall dual meet record of 137-32 (.815). Known throughout the international swimming world, Kenney served as the Head Olympic Coach for the United States Men's Swimming Team at the 1996 Summer Olympics at Atlanta.

## FORMER PAC-10 MEN'S SWIMMERS AND COACHES OF THE YEAR

	<u>Swimmer of the Year</u>	<u>Coach of the Year</u>
1978	Brian Goodell, UCLA	Nort Thornton, CAL
1979	Brian Goodell, UCLA	Nort Thornton, CAL
1980	Bill Barrett, UCLA	Nort Thornton, CAL
1981	Bill Barrett, UCLA	Ron Ballatore, UCLA
1982	Bill Barrett, UCLA	Ron Ballatore, UCLA
1983	Dave Bottom, STAN	Skip Kenney, STAN Ron Johnson, ASU
1984	Tom Jager, UCLA George DiCarlo, ARIZ	Ron Ballatore, UCLA
1985	Pablo Morales, STAN	Skip Kenney, STAN
1986	Pablo Morales, STAN	Skip Kenney, STAN
1987	Matt Biondi, CAL	Skip Kenney, STAN
1988	Dave Wharton, USC	Skip Kenney, STAN
1989	Dave Wharton, USC	Skip Kenney, STAN
1990	Dave Wharton, USC	Peter Daland, USC
1991	Dave Wharton, USC	Skip Kenney, STAN
1992	Jeff Rouse, STAN	Skip Kenney, STAN
1993	Seth Pepper, ARIZ	Frank Busch, ARIZ
1994	Chad Carvin, ARIZ Derek Weatherford, STAN	Ron Ballatore, UCLA Skip Kenney, STAN
1995	Brian Retterer, STAN	Skip Kenney, STAN
1996	Francisco Sanchez, ASU Ugur Tanner, CAL	Dr. Ernie Maglischo, ASU
1997	Ryk Neethling, ARIZ	Skip Kenney, STAN

MMMM    MMMM    EEEEEEE    NNN    NN  
MM MM    MM MM    EEEEEEE    NNNN    NN  
MM    MMMM    MM    EE    NN NN    NN  
MM    MM    MM    EEEEEE    NN    NN    NN  
MM       MM    EE    NN    NN NN  
MM       MM    EEEEEEE    NN    NNNN  
MM       MM    EEEEEEE    NN    NNN

# NCAA CHAMPIONSHIPS

SCORING	FINAL	FINAL	FINAL	FINAL	FINAL
1)	AUBURN		496.5	23)	ALABAMA 40.0
2)	STANFORD		340.0	23)	TEXAS A&M 40.0
3)	GEORGIA		297.0	25)	OHIO STATE 35.0
4)	TEXAS		286.0	26)	KENTUCKY 34.0
5)	TENNESSEE		235.5	27)	KANSAS 30.0
6)	SOUTHERN CAL		235.0	27)	VILLANOVA 30.0
7)	MICHIGAN		209.0	29)	SYRACUSE 28.0
8)	MIAMI (FLORIDA)		197.0	30)	UC SANTA BARBARA 26.5
9)	FLORIDA STATE		160.0	31)	PITTSBURGH 25.0
10)	SOUTHERN METHOD.		157.0	32)	BRIGHAM YOUNG 21.5
11)	ARIZONA STATE		113.0	33)	EASTERN MICHIGAN 14.0
12)	MINNESOTA		109.0	34)	TOLEDO 12.0
12)	NEBRASKA		109.0	35)	IOWA STATE 11.0
14)	LOUISIANA STATE		103.0	35)	FLORIDA ATLANTIC 11.0
15)	CALIFORNIA		95.0	37)	NORTH CARO.STATE 8.0
16)	ARIZONA		84.0	38)	NORTHWESTERN 6.0
17)	FLORIDA		80.0	39)	HAWAII 5.0
18)	HARVARD		75.5	40)	NEVADA-LAS VEGAS 4.0
19)	PURDUE		57.5	41)	IOWA 3.0
20)	INDIANA		55.0	42)	NEW MEXICO 1.0
20)	VIRGINIA		55.0	42)	TEXAS CHRISTIAN 1.0
22)	NORTH CAROLINA		45.0		

INDIVIDUAL:

1)	ROUTSON, TYCE	JR	MIAMI (FLORIDA)	56.0
2)	BABYLON, KRIS	SO	GEORGIA	52.0
3)	WILKENS, TOM	JR	STANFORD	49.5
4)	RAMIREZ, RIO	FR	MIAMI (FLORIDA)	48.0
5)	GILLOOLY, BRYAN	JR	MIAMI (FLORIDA)	47.0
5)	SIKORA, BART	JR	CALIFORNIA	47.0
5)	TUCKER, SCOTT	SR	AUBURN	47.0
8)	DEDEKIND, BRENDON	SO	FLORIDA STATE	45.0
9)	NEETHLING, RYK	FR	ARIZONA	42.0
10)	MANTILLA, CHRIS	JR	MIAMI (FLORIDA)	41.0
11)	LINN, JEREMY	JR	TENNESSEE	40.0
11)	FROLANDER, LARS	JR	SOUTHERN METHOD.	40.0
11)	PIERSMA, JOHN	SR	MICHIGAN	40.0
14)	EDWARDS, HEATH	JR	GEORGIA	39.0
15)	WALKER, NEIL	JR	TEXAS	37.0
15)	KRAYZELBURG, LENNY	JR	SOUTHERN CAL	37.0
17)	STEWART, EVAN	SR	TENNESSEE	36.0
18)	WIEBEL, BEAU	FR	GEORGIA	35.0
19)	RUMLEY, CHRISTOPHER	SR	MICHIGAN	34.0
19)	ROBERTS, BRENT	SO	ALABAMA	34.0

**1997 NCAA Division I Swimming and Diving Champions**

50y free	19.19	Brett Hawke, Auburn
100y free	42.89	Lars Frolander, Southern Methodist
200y free	1:34.88	John Piersma, Michigan
500y free	4:15.79	John Piersma, Michigan
1650y free	14:43.44	Ryk Neethling, Arizona
100y back	45.25	Neil Walker, Texas
200y back	1:41.10	Lenny Krayzelburg, Southern Cal
100y breast	52.32	Jeremy Linn, Tennessee
200y breast	1:55.27	Jeremy Linn, Tennessee
100y fly	46.28	Lars Frolander, Southern Methodist
200y fly	1:44.28	Stephen Parry, Florida State
200y IM	1:45.19	Kris Babylon, Georgia
400y IM	3:45.59	Tom Wilkens, Stanford
200y FR	1:17.54	Auburn University B. Hawke, M. Busbee, A. Ciarla, N. Shackell
400y FR	2:51.23	Auburn University S. Tucker, B. Newman, B. Hawke, N. Shackell
800y FR	6:23.51	University of Michigan T. Malchow, C. Rumley, J. Reich, J. Piersma
200y MR	1:25.40	Auburn University (U.S. Open, NCAA record) M. Bartz, A. Jerger, J. Hargis, B. Hawke
400y MR	3:08.96	Auburn University M. Bartz, A. Jerger, J. Hargis, B. Newman
1-Meter	610.05	Rio Ramieroz, Miami
3-Meter	643.10	Tyce Routson, Miami
Platform	811.80	Tyce Routson, Miami
Team Champions		Auburn University
Swimmer of the Year		Neil Walker, University of Texas
Coach of the Year (Swimming)		David Marsh, Auburn University
Diver of the Year		Tyce Routson, Miami
Coach of the Year (Diving)		Randy Ableman, University of Miami

N.C.A.A. DIVISION I  
 MEN'S SWIMMING and DIVING CHAMPIONSHIPS  
 THE UNIVERSITY of MINNESOTA, TWIN CITIES  
 March 27, 1997

EVENT: 1 MEN'S 200 YARDS FREESTYLE RELAY

NCAA RECORD: 1:16.93 STANFORD  
 US OPEN RECORD: 1:16.93 STANFORD 1994  
 POOL RECORD: 1:16.93 STANFORD 1994  
 QUALIFYING FOR THIS MEET: 1:19.88 1994

## FINAL RESULTS

PLACE	NAME	YEAR	TEAM	TRIALS	FINAL
<b>CHAMPIONSHIP FINAL</b>					
1)	AUBURN			1:17.16	1:17.54
1)	HAWKE, BRETT	FR	:19.43	3) CIARLA, AARON	FR :19.19
2)	BUSBEE, MATT	FR	:19.35	4) SHACKELL, NICK	SR :19.57
2)	TEXAS			1:18.35	1:17.86
1)	ESWAY, BRIAN	JR	:19.85	3) STALLWORTH, NATHAN	SO :19.22
2)	ECKERMAN, CHRIS	SR	:19.42	4) MARTYAK, STEVE	JR :19.37
3)	STANFORD			1:17.97	1:17.87
1)	CLAYPOOL, SCOTT	JR	:19.75	3) OLSON, CHRIS	JR :19.42
2)	MUHAMMAD, SABIR	JR	:19.50	4) CROWE, JED	JR :19.20
4)	ARIZONA STATE			1:18.32	1:18.32
1)	SANCHEZ, FRANCISCO	SO	:19.50	3) HUTCHISON, CRAIG	JR :19.53
2)	VARGAS, NELSON	SR	:20.16	4) DELGADO, FELIPE	SR :19.13
5)	NEBRASKA			1:18.86	1:19.07
1)	BENAVIDES, JUAN	SR	:20.09	3) SHLEIFMAN, ALEX	JR :19.82
2)	PINE, ADAM	FR	:19.59	4) BENNETT, MARK	JR :19.57
6)	SOUTHERN METHOD.			1:19.68	1:19.27
1)	FROLANDER, LARS	JR	:19.82	3) COLEMAN, PATRICK	SO :20.03
2)	FOLEY, JEFF	SR	:19.77	4) FRANKE, BILL	JR :19.65
7)	FLORIDA STATE			1:19.51	1:19.44
1)	DEDEKIND, BRENDON	SO	:19.41	3) McVITTIE, MATT	SO :20.00
2)	COELHO, EDUARDO	SR	:19.88	4) BRAKNIS, ROBERT	SR :20.15
8)	SOUTHERN CAL			1:19.49	1:20.49
1)	KRAYZELBURG, LENNY	JR	:20.20	3) FRANCIS, BRAD	SR :20.15
2)	WILLIAMS, MIKE	SO	:19.78	4) AWBREY, BRET	FR :20.36

## CONSOLATION FINAL

9)	GEORGIA			1:20.03	1:19.79
1)	STRATMAN, JOHN	SO	:20.28	3) NORMENT, MICHAEL	JR :19.79
2)	WADE, ATIBA	SO	:20.13	4) BREWER, ROBERT	JR :19.59
10)	HARVARD			1:20.03	1:19.88
1)	KIEDEL, MICHAEL	JR	:20.89	3) CORNUE, MATT	JR :19.67
2)	KURMAKON, ALEX	SO	:19.62	4) MATUSZAK, ERIC	JR :19.70

( CONTINUED ON NEXT PAGE )

EVENT:	1	MEN's	200	YARDS	FREESTYLE RELAY	(CONT)	PAGE	2
11)	FLORIDA							
1)	STICKELS, COLEY	FR	:20.42		3)	SWIFT, NATHAN	1:20.17	
2)	CLARKE, STEPHEN	SR	:19.68		4)	COLE, MATTHEW	FR :20.04	
							FR :20.03	
12)	MINNESOTA							
1)	RIENTS, JEREMY	JR	:20.29		3)	SCHLESSMAN, MATT	1:20.18	
2)	BATHURST, TY	JR	:19.94		4)	LOPEZ, LUIS	SR :19.87	
							SO :20.08	
13)	TOLEDO							
1)	DRAEGER, DAN	JR	:20.13		3)	McCANN, TIM	1:20.20	
2)	FRIES, DAN	SO	:19.81		4)	POWELLS, ROSSFR	SO :20.44	
							FR :19.82	
14)	LOUISIANA STATE							
1)	KINGSTON, MARCELO	SR	:20.17		3)	RING, EDDIE	1:20.41	
2)	BAUM, BRIAN	SO	:19.98		4)	THOMSON, NATE	SO :20.08	
							SR :20.18	
15)	CALIFORNIA							
1)	KIZIEROWSKI, BART	FR	:20.14		3)	GAGERO, DAVID	1:20.78	
2)	MERSEBURG, LARS	FR	:20.11		4)	DICKE, MARKUS	SO :20.49	
							SR :20.04	
16)	TENNESSEE							
1)	CROWLEY, BRENDAN	SO	:20.02		3)	GILLIAM, CRAIG	1:20.82	
2)	QUILTER, CASEY	JR	:19.89		4)	LINN, JEREMY	JR :21.41	
							JR :19.50	

N.C.A.A. DIVISION I  
 MEN'S SWIMMING and DIVING CHAMPIONSHIPS  
 THE UNIVERSITY of MINNESOTA, TWIN CITIES  
 March 27, 1997

EVENT: 2 MEN'S 500 YARDS FREESTYLE

NCAA RECORD:	4:08.75	TOM DOLAN	MICHIGAN	1995
US OPEN RECORRD:	4:08.75	TOM DOLAN	MICHIGAN	1995
POOL RECORD:	4:11.59	CHAD CARVIN	ARIZONA	1994
QUALIFYING FOR THIS MEET:		4:23.74		

## FINAL RESULTS

PLACE	NAME	YEAR	TEAM	TRIALS	FINAL
<b>CHAMPIONSHIP FINAL</b>					
1)	PIERSMA, JOHN	SR	MICHIGAN	4:17.50	4:15.79
	:48.76 :51.96		:52.53 :52.29	:50.25	
2)	NEETHLING, RYK	FR	ARIZONA	4:20.25	4:16.46
	:49.15 :52.13		:52.54 :52.44	:50.20	
3)	RUMLEY, CHRISTOPHER	SR	MICHIGAN	4:19.14	4:18.56
	:49.72 :52.51		:52.33 :52.28	:51.72	
4)	SZABADOS, BELA	SO	SOUTHERN CAL	4:21.08	4:18.84
	:49.32 :52.68		:52.60 :52.96	:51.28	
5)	JOHNSON, KENT	SR	SOUTHERN CAL	4:20.98	4:20.27
	:50.21 :52.57		:52.96 :53.26	:51.27	
6)	JULIAN, JEFF	SR	SOUTHERN CAL	4:21.63	4:21.17
	:49.79 :52.39		:52.83 :53.27	:52.89	
7)	PAINTER, TYLER	FR	KANSAS	4:21.16	4:21.22
	:49.55 :52.51		:53.03 :53.60	:52.53	
8)	VUCETIC, MIRO	JR	SYRACUSE	4:21.22	4:28.21
	:50.70 :53.13		:54.08 :55.16	:55.14	

## CONSOLATION FINAL

9)	MALCHOW, THOMAS	SO	MICHIGAN	4:23.22	4:22.53
	:51.84 :53.47		:52.38 :52.62	:52.22	
10)	BISHOP, BILL	FR	MINNESOTA	4:23.38	4:22.96
	:51.45 :53.81		:53.21 :52.93	:51.56	
11)	WIEBEL, BEAU	FR	GEORGIA	4:23.20	4:23.37
	:51.77 :53.84		:53.29 :52.82	:51.65	
12)	OHLSSON, MAGNUS	SR	NORTH CARO.STATE	4:24.03	4:23.93
	:51.80 :53.74		:53.70 :52.87	:51.82	
13)	RAMIREZ, AUSTIN	FR	VIRGINIA	4:24.99	4:24.31
	:51.41 :53.62		:54.01 :53.66	:51.61	
14)	COPELAND, MICAH	SR	NORTH CAROLINA	4:24.59	4:24.50
	:51.51 :53.79		:52.17 :52.92	:54.11	
15)	LEWIS, NAT	FR	KENTUCKY	4:23.65	4:24.94
	:51.96 :54.02		:53.78 :52.91	:52.27	
16)	KIEDEL, MICHAEL	JR	HARVARD	4:23.23	4:25.41
	:51.59 :53.81		:54.03 :53.77	:52.21	

N.C.A.A. DIVISION I  
 MEN'S SWIMMING and DIVING CHAMPIONSHIPS  
 THE UNIVERSITY of MINNESOTA, TWIN CITIES  
 March 27, 1997

EVENT: 3 MEN'S 200 YARDS INDIVIDUAL MEDLEY

NCAA RECORD:	1:43.52	GREG BURGESS	FLORIDA	1993
US OPEN RECORRD:	1:43.52	GREG BURGESS	FLORIDA	1993
POOL RECORD:	1:43.66	GREG BURGESS	FLORIDA	1994
QUALIFYING FOR THIS MEET:		1:48.61		

FINAL RESULTS

PLACE	NAME	YEAR	TEAM	TRIALS	FINAL
CHAMPIONSHIP FINAL					
1)	BABYLON, KRIS	SO	GEORGIA	1:45.91	1:45.19
	:22.85 :26.37		:30.43 :25.54		
2)	TUCKER, SCOTT	SR	AUBURN	1:45.91	1:45.44
	:23.39 :26.83		:31.25 :23.97		
3)	MOREAU, LIONEL	SO	AUBURN	1:46.98	1:46.39
	:23.33 :26.99		:30.70 :25.37		
4)	BROWN, MATT	SR	PURDUE	1:46.09	1:46.56
	:23.11 :27.51		:30.38 :25.56		
5)	WILKENS, TOM	JR	STANFORD	1:46.18	1:46.57
	:23.24 :27.15		:30.34 :25.84		
6)	SIKORA, BART	JR	CALIFORNIA	1:47.03	1:47.22
	:23.64 :26.15		:32.34 :25.09		
7)	EDWARDS, HEATH	JR	GEORGIA	1:47.28	1:48.32
	:23.18 :26.79		:32.31 :26.04		
8)	COUNTS, GLENN	FR	STANFORD	1:47.49	1:48.35
	:23.48 :28.07		:31.20 :25.60		

CONSOLATION FINAL

9)	ARCHER, CHRIS	SO	TEXAS	1:48.34	1:47.37
	:24.15 :27.33		:30.12 :25.77		
10)	McNEW, SHAWN	JR	TENNESSEE	1:47.70	1:47.49
	:23.72 :26.44		:32.04 :25.29		
11)	LATIMER, PAUL	JR	TEXAS	1:47.93	1:47.91
	:23.42 :27.77		:31.07 :25.65		
12)	KLEMENT, TOM	SO	AUBURN	1:48.38	1:48.06
	:23.85 :26.76		:30.84 :26.61		
13)	BARRETT, CASEY	JR	SOUTHERN METHOD.	1:48.35	1:48.52
	:23.47 :28.38		:30.71 :25.96		
14)	WALES, DOD	SO	STANFORD	1:48.49	1:49.24
	:23.17 :27.42		:32.90 :25.75		
15)	WRIEDE, GREG	SO	HARVARD	1:48.44	1:50.14
	:24.50 :27.49		:31.89 :26.26		
16)	WOOD, NOLAN	SR	NEW MEXICO	1:47.51	1:50.23
	:23.75 :27.19		:31.97 :27.32		

N.C.A.A. DIVISION I  
 MEN'S SWIMMING and DIVING CHAMPIONSHIPS  
 THE UNIVERSITY of MINNESOTA, TWIN CITIES  
 March 27, 1997

EVENT: 4 MEN'S 50 YARDS FREESTYLE

NCAA RECORD:	:19.14	DAVID FOX	N. CAROLINA STATE	1993
US OPEN RECORRD:	:19.05	TOM JAGER	SANTA CLARA	1990
POOL RECORD:	:19.34	BRIAN RETTERER	STANFORD	1994
QUALIFYING FOR THIS MEET:	:20.05			

## FINAL RESULTS

PLACE	NAME	YEAR	TEAM	TRIALS	FINAL
CHAMPIONSHIP FINAL					
1)	HAWKE, BRETT	FR	AUBURN	:19.16	:19.19
2)	WALKER, NEIL	JR	TEXAS	:19.08 **	:19.25
** NCAA RECORD:	POOL RECORD:				
3)	DEDEKIND, BRENDON	SO	FLORIDA STATE	:19.42	:19.26
4)	SANCHEZ, FRANCISCO	SO	ARIZONA STATE	:19.47	:19.61
5)	LEZAK, JASON	JR	UC SANTA BARBARA	:19.67	:19.70
6)	BUSBEE, MATT	FR	AUBURN	:19.71	:19.82
7)	CLAYPOOL, SCOTT	JR	STANFORD	:19.63	:19.83
8)	KAPPLER, JERROD	SO	TEXAS A&M	:19.75	:19.84

## CONSOLATION FINAL

9)	NEWMAN, BROCK	SO	AUBURN	:19.81	:19.74
10)	ESWAY, BRIAN	JR	TEXAS	:19.79	:19.76
11)	CIARLA, AARON	FR	AUBURN	:19.77	:19.81
12)	KINGSTON, MARCELO	SR	LOUISIANA STATE	:19.95	:19.93
12)	CROWLEY, BRENDAN	SO	TENNESSEE	:19.93	:19.93
14)	DELGADO, FELIPE	SR	ARIZONA STATE	:19.79	:19.94
15)	LINDSTROM, DAN	SO	AUBURN	:19.86	:20.12
16)	SHACKELL, NICK	SR	AUBURN	:19.94	:20.32



N.C.A.A. DIVISION I  
 MEN'S SWIMMING and DIVING CHAMPIONSHIPS  
 THE UNIVERSITY of MINNESOTA, TWIN CITIES  
 March 27, 1997

EVENT: 5 MEN'S 1 METER SPRINGBOARD DIVING

QUALIFYING FOR THIS MEET: 465.00

RANK	NAME	YEAR	TEAM	PRELIM	SEMI FINALS	FINALS
1	RAMIREZ, RIO	FR	MIAMI (FLORIDA)	578.60	207.30	610.05
2	STEWART, EVAN	SR	TENNESSEE	546.00	204.10	590.10
3	ROUTSON, TYCE	JR	MIAMI (FLORIDA)	505.70	206.70	575.10
4	GILLOOLY, BRYAN	JR	MIAMI (FLORIDA)	498.15	208.45	552.45
5	ROBERTS, BRENT	SO	ALABAMA	524.35	198.90	523.10
6	MANTILLA, CHRIS	JR	MIAMI (FLORIDA)	498.35	202.65	517.80
7	BERGMAN, DANEIL	SO	NEBRASKA	502.80	188.70	516.65
8	AL-HASAN, ALI	SR	SOUTHERN METHOD.	503.60	192.00	491.70
9	RIVERA, PACO	JR	KENTUCKY	497.85		
10	BORTOLUSSI, BRETT	SR	OHIO STATE	496.10		
11	COLLIER, MIKE	SO	INDIANA	495.55		
12	TERRELL, ADAM	SR	TENNESSEE	487.70		
13	KLA, KOFFI	SR	AUBURN	487.45		
14	GUERTIN, DAREN	JR	LOUISIANA STATE	486.70		
15	NAFTANEL, MARK	SO	TEXAS A&M	486.50		
16	HARMON, RYAN	SO	LOUISIANA STATE	481.20		
16	COOK, NATHAN	SR	BRIGHAM YOUNG	481.20		
18	HEPNER, CHAD	SR	MICHIGAN STATE	477.35		
19	GOOD, CHRISTOPHER	SR	OHIO STATE	475.90		
20	BJORKLUND, ISAAC	SR	MINNESOTA	473.15		
21	GIL, JESUS	SR	IOWA	470.75		
22	LOCKLIN, BERT	FR	NEBRASKA	462.20		
23	SHELDON, CHARLES	FR	SOUTH CAROLINA	461.20		
24	SOULAKIS, JOHN	SR	PITTSBURGH	455.70		
25	McINTYRE, MICHAEL	FR	OHIO STATE	454.00		
26	DOBBINS, WILLIAM	SO	NAVY	449.70		
27	WRIGHT, ALEX	JR	SOUTHERN ILL.	449.30		
28	EISLER, JOHN	FR	TEXAS	446.30		
29	SJODIN, JIMMY		ARIZONA	440.15		
30	KANE, SETH	JR	PENN STATE	438.40		
31	WILMOT, BRETT	SO	MICHIGAN	437.65		
32	JACKSON, DREW	JR	PENN STATE	435.75		
33	PERANTEAU, BILL	SR	PRINCETON	424.30		
34	ALLPORT, TIM	FR	SOUTHERN CAL	418.25		
35	RECLUSADO, TOBY	SR	UC SANTA BARBARA	385.70		

N.C.A.A. DIVISION I  
 MEN'S SWIMMING and DIVING CHAMPIONSHIPS  
 THE UNIVERSITY of MINNESOTA, TWIN CITIES  
 March 27, 1997

EVENT: 6 MEN'S 400 YARDS MEDLEY RELAY

NCAA RECORD: 3:07.28 STANFORD 1995  
 US OPEN RECORD: 3:07.28 STANFORD 1995  
 POOL RECORD: 3:09.97 STANFORD 1994  
 QUALIFYING FOR THIS MEET: 3:15.10

## FINAL RESULTS

PLACE	NAME	YEAR	TEAM	TRIALS	FINAL
<b>CHAMPIONSHIP FINAL</b>					
1)	AUBURN			3:11.84	3:08.96 **
1)	BARTZ, MICHAEL	SO	:47.28	3) HARGIS, JOHN	SR :45.80
2)	JERGER, ADAM	JR	:53.12	4) NEWMAN, BROCK	SO :42.76
**	POOL RECORD:				
2)	TEXAS			3:10.99	3:09.53
1)	WALKER, NEIL	JR	:45.07	3) JONES, BRYAN	FR :46.76
2)	LIVINGSTON, JEFF	SO	:54.27	4) ECKERMAN, CHRIS	SR :43.43
3)	STANFORD			3:11.42	3:10.65
1)	MUHAMMAD, SABIR	JR	:46.80	3) CROWE, JEB	JR :46.77
2)	WILKENS, TOM	JR	:54.26	4) CLAYPOOL, SCOTT	JR :42.82
4)	TENNESSEE			3:12.27	3:10.79
1)	GILLIAM, CRAIG	JR	:47.84	3) ENGLE, ADAM	SO :48.06
2)	LINN, JEREMY	JR	:51.48	4) QUILTER, CASEY	JR :43.41
5)	SOUTHERN CAL			3:13.13	3:11.68
1)	KRAYZELBURG, LENNY	JR	:46.55	3) WILLIAMS, MIKE	SO :47.01
2)	TAYLOR, DAVID	SO	:54.87	4) SZABADOS, BELA	SO :43.25
6)	GEORGIA			3:12.28	3:12.71
1)	BREWER, ROBERT	JR	:47.65	3) EDWARDS, HEATH	JR :48.23
2)	NORMENT, MICHAEL	JR	:53.06	4) STRATMAN, JOHN	SO :43.77
7)	FLORIDA STATE			3:14.21	3:15.92
1)	BRAKNIS, ROBERT	SR	:49.75	3) PARRY, STEPHEN	SO :47.13
2)	DEDEKIND, BRENDON	SO	:54.06	4) COELHO, EDUARDO	SR :44.98
	SOUTHERN METHOD.			3:13.48	DISQUAL
1)	SIMMONS, JOHN	SR	:48.17	3) FROLANDER, LARS	JR :45.85
2)	LOPEZ, PEPE	JR	:54.96	4) HELGESSON, PER	JR DISQUAL

## CONSOLATION FINAL

9)	FLORIDA			3:14.73	3:14.80
1)	COLE, MATTHEW	FR	:48.60	3) GONZALEZ, JESUS	SR :46.82
2)	MEDEI, DANIEL	SO	:56.23	4) CLARKE, STEPHEN	SR :43.15
10)	NEBRASKA			3:15.31	3:14.82
1)	FOSTER, DAVID	SO	:49.70	3) PINE, ADAM	FR :46.22
2)	KALMIKOV, VALERIJS	FR	:55.20	4) BENAVIDES, JUAN	SR :43.70

( CONTINUED ON NEXT PAGE )

EVENT:	6	MEN's	400	YARDS	MEDLEY RELAY	(CONT)	PAGE	2
11)	MINNESOTA				3:15.52	3:15.25		
1)	HULSEMAN, ERIEK	JR	:49.73	3)	ZIELINSKI, MARTIN	SO	:46.61	
2)	HENKE, MITCH	SR	:55.05	4)	SCHLESSMAN, MATT	SR	:43.86	
12)	ARIZONA				3:16.53	3:16.76		
1)	ALLEN, MATHEW	FR	:49.76	3)	BROPHY, CHRISTOPHER	SR	:47.89	
2)	FLINT, GLENDON	JR	:55.31	4)	WICK, ABRAHAM	SR	:43.80	
13)	NORTH CAROLINA				3:18.00	3:16.78		
1)	BRISSON, TED	SO	:49.52	3)	SHADE, TUCKER	SO	:48.11	
2)	BONACK, STEVE	SR	:54.57	4)	ABELE, ED	JR	:44.58	
14)	VIRGINIA				3:17.49	3:16.84		
1)	WEBB, JASON	JR	:48.96	3)	PIETUCHA, SHAMEK	SO	:47.59	
2)	GALLAGHER, DOUGLAS	JR	:55.88	4)	WOODWORTH, THOMAS	SR	:44.41	
	LOUISIANA STATE				3:16.62	DISQUAL		
1)	CUNHA, MAURICIO	SR	:49.39	3)	PINEDA, RUBEN	JR	:48.51	
2)	MARRS, JARROD	JR	:54.33	4)	KINGSTON, MARCELO	SR	DISQUAL	
	TEXAS A&M				3:17.07	DISQUAL		
1)	PANTANO, ROBB	SR	:48.38	3)	SLATER, RYAN	SO	:48.05	
2)	MARDEN, KYLE	JR	:56.18	4)	KAPPLER, JERROD	SO	DISQUAL	

N.C.A.A. DIVISION I  
 MEN'S SWIMMING and DIVING CHAMPIONSHIPS  
 THE UNIVERSITY of MINNESOTA, TWIN CITIES  
 March 28, 1997

EVENT: 7 MEN'S 200 YARDS MEDLEY RELAY

NCAA RECORD:	1:25.76	TENNESSEE	1997
U.S.OPEN RECORD:	1:25.76	TENNESSEE	1997
POOL RECORD:	1:26.17	STANFORD	1994
QUALIFYING FOR THIS MEET:	1:29.01		

FINAL RESULTS

PLACE	NAME	YEAR	TEAM	TRIALS	FINAL
-------	------	------	------	--------	-------

CHAMPIONSHIP FINAL

1)	AUBURN			1:27.59	1:25.40 **
1)	BARTZ, MICHAEL	SO	:22.09	3) HARGIS, JOHN	SR :20.73
2)	JERGER, ADAM	JR	:23.96	4) HAWKE, BRETT	FR :18.62
** NCAA RECORD:	U.S.OPEN RECORD:	POOL RECORD:			
2)	TEXAS			1:26.16	1:25.88
1)	WALKER, NEIL	JR	:20.87	3) ARENA, CARLOS	JR :21.26
2)	LIVINGSTON, JEFF	SO	:24.47	4) STALLWORTH, NATHAN	SO :19.28
3)	TENNESSEE			1:26.14	1:26.08
1)	GILLIAM, CRAIG	JR	:21.32	3) ENGLE, ADAM	SO :21.45
2)	LINN, JEREMY	JR	:23.56	4) CROWLEY, BRENDAN	SO :19.75
4)	STANFORD			1:27.34	1:26.63
1)	MUHAMMAD, SABIR	JR	:21.59	3) CROWE, JED	JR :20.73
2)	SALLES-CUNHA, ANDRE	JR	:25.06	4) CLAYPOOL, SCOTT	JR :19.25
5)	MINNESOTA			1:27.36	1:27.17
1)	HULSEMAN, ERIEK	JR	:22.72	3) ZIELINSKI, MARTIN	SO :20.48
2)	BATHURST, TY	JR	:24.44	4) SCHLESSMAN, MATT	SR :19.53
6)	SOUTHERN CAL			1:27.96	1:28.41
1)	KRAYZELBURG, LENNY	JR	:21.97	3) FRANCIS, BRAD	SR :21.33
2)	TAYLOR, DAVID	SO	:25.34	4) WILLIAMS, MIKE	SO :19.77
7)	FLORIDA STATE			1:28.10	1:30.07
1)	BRAKNIS, ROBERT	SR	:22.87	3) PARRY, STEPHEN	SO :21.71
2)	PETERSON, BRETT	FR	:25.68	4) DEDEKIND, BRENDON	SO :19.81
	NEBRASKA			1:28.31	DISQUAL
1)	FOSTER, DAVID	SO	:22.90	3) PINE, ADAM	FR :20.52
2)	KAPINUS, JUSTIN	FR	:25.57	4) BENAVIDES, JUAN	SR DISQUAL

CONSOLATION FINAL

9)	GEORGIA			1:29.00	1:28.51
1)	BREWER, ROBERT	JR	:22.58	3) NORMENT, MICHAEL	JR :21.83
2)	BUCK, MATT	JR	:24.44	4) STRATMAN, JOHN	SO :19.66
10)	LOUISIANA STATE			1:29.28	1:29.34
1)	CUNHA, MAURICIO	SR	:23.24	3) PINEDA, RUBEN	JR :22.03
2)	MARRS, JARROD	JR	:24.61	4) KINGSTON, MARCELO	SR :19.46

( CONTINUED ON NEXT PAGE )

EVENT:	7	MEN's	200	YARDS	MEDLEY RELAY	(CONT)	PAGE	2
11)	ARIZONA				1:29.31	1:29.41		
1)	ALLEN, MATHEW	FR	:22.96	3)	BROPHY, CHRISTOPHER	SR	:21.57	
2)	OROZCO, JASON	SR	:24.98	4)	WICK, ABRAHAM	SR	:19.90	
12)	FLORIDA				1:29.30	1:29.67		
1)	COLE, MATTHEW	FR	:22.93	3)	GONZALEZ, JESUS	SR	:21.03	
2)	MEDEI, DANIEL	SO	:25.84	4)	CLARKE, STEPHEN	SR	:19.87	
13)	TEXAS A&M				1:29.18	1:29.95		
1)	PANTANO, ROBB	SR	:22.79	3)	SLATER, RYAN	SO	:22.09	
2)	MARDEN, KYLE	JR	:25.48	4)	KAPPLER, JERROD	SO	:19.59	
14)	CALIFORNIA				1:29.81	1:29.97		
1)	KOZULJ, GORDAN	SO	:23.43	3)	DICKE, MARKUS	SR	:21.78	
2)	CLAYTOR, CHRISTIAN	JR	:24.93	4)	KIZIEROWSKI, BART	FR	:19.83	
15)	SOUTHERN METHOD.				1:28.80	1:30.11		
1)	SIMMONS, JOHN	SR	:23.08	3)	FROLANDER, LARS	JR	:21.09	
2)	LOPEZ, PEPE	JR	:25.43	4)	FOLEY, JEFF	SR	:20.51	
16)	NORTH CAROLINA				1:29.62	1:30.17		
1)	BRISSON, TED	SO	:22.76	3)	SHADE, TUCKER	SO	:21.66	
2)	BONACK, STEVE	SR	:25.47	4)	JENNINGS, CHRIS	SO	:20.28	

N.C.A.A. DIVISION I  
 MEN'S SWIMMING and DIVING CHAMPIONSHIPS  
 THE UNIVERSITY of MINNESOTA, TWIN CITIES  
 March 28, 1997

EVENT: 8 MEN'S 400 YARDS INDIVIDUAL MEDLEY

NCAA RECORD:	3:38.18	TOM DOLAN	MICHIGAN	1995
U.S. OPEN RECORD:	3:38.18	TOM DOLAN	MICHIGAN	1995
POOL RECORD:	3:40.64	GREG BURGESS	FLORIDA	1994
QUALIFYING FOR THIS MEET:	3:51.61			

## FINAL RESULTS

PLACE	NAME	YEAR	TEAM	TRIALS	FINAL
CHAMPIONSHIP FINAL					
1)	WILKENS, TOM	JR	STANFORD	3:47.89	3:45.59
	:52.21 :58.30	1:02.85	:52.23		
2)	SIKORA, BART	JR	CALIFORNIA	3:49.81	3:45.80
	:52.10 :54.99	1:06.65	:52.06		
3)	BABYLON, KRIS	SO	GEORGIA	3:48.80	3:47.14
	:52.02 :56.20	1:04.46	:54.46		
4)	BROWN, MATT	SR	PURDUE	3:49.23	3:47.54
	:52.50 :58.19	1:03.52	:53.33		
5)	WIEBEL, BEAU	FR	GEORGIA	3:49.78	3:48.59
	:52.82 :56.75	1:05.77	:53.25		
6)	EDWARDS, HEATH	JR	GEORGIA	3:50.24	3:50.21
	:51.68 :58.30	1:06.78	:53.45		
7)	IGLINSKI, ROB	JR	INDIANA	3:49.96	3:51.06
	:53.05 :58.94	1:05.09	:53.98		
8)	RUTKOWSKI, ARTUR	FR	FLORIDA ATLANTIC	3:51.18	3:51.16
	:52.33 1:00.72	1:04.50	:53.61		

## CONSOLATION FINAL

9)	HALL, MATT	FR	TENNESSEE	3:52.17	3:50.36
	:53.06 :58.17	1:06.35	:52.78		
10)	POTTS, ANDREW	SO	MICHIGAN	3:51.38	3:50.45
	:54.06 :58.42	1:05.76	:52.21		
11)	WRIEDE, GREG	SO	HARVARD	3:51.32	3:50.69
	:53.73 :57.17	1:06.51	:53.28		
12)	BARRETT, CASEY	JR	SOUTHERN METHOD.	3:52.52	3:53.06
	:52.08 1:00.44	1:05.70	:54.84		
13)	SCALISE, ERIK	SO	NEVADA-LAS VEGAS	3:52.04	3:53.48
	:53.38 :58.26	1:08.18	:53.66		
14)	DUNCAN, RYAN	SR	CALIFORNIA	3:53.74	3:53.66
	:54.28 :58.65	1:05.33	:55.40		
15)	MOREAU, LIONEL	SO	AUBURN	3:52.16	3:54.51
	:52.63 :58.86	1:06.66	:56.36		
16)	AWBREY, BRET	FR	SOUTHERN CAL	3:53.76	3:54.84
	:52.45 1:00.00	1:09.35	:53.04		

\* Glendon Flint JR. Arizona

DQ

~~DQ~~

N.C.A.A. DIVISION I  
 MEN'S SWIMMING and DIVING CHAMPIONSHIPS  
 THE UNIVERSITY of MINNESOTA, TWIN CITIES  
 March 28, 1997

EVENT: 9 MEN'S 100 YARDS BUTTERFLY

NCAA RECORD:	:46.18	LARS FROLANDER	S. METHODIST	1995
U.S. OPEN RECORD:	:46.18	LARS FROLANDER	S. METHODIST	1995
POOL RECORD:	:47.43	RAFAL SZULKALA	IOWA	1994
QUALIFYING FOR THIS MEET:	:48.24			

FINAL RESULTS

PLACE	NAME	YEAR	TEAM	TRIALS	FINAL
<b>CHAMPIONSHIP FINAL</b>					
1)	FROLANDER, LARS	JR	SOUTHERN METHOD.	:46.68	:46.28 **
	:21.59 :24.69				
**	POOL RECORD:				
2)	PINE, ADAM	FR	NEBRASKA	:46.66	:46.40
	:21.97 :24.43				
3)	MUHAMMAD, SABIR	JR	STANFORD	:47.34	:46.70
	:21.70 :25.00				
4)	ZIELINSKI, MARTIN	SO	MINNESOTA	:47.34	:47.00
	:21.93 :25.07				
5)	HARGIS, JOHN	SR	AUBURN	:47.22	:47.01
	:21.85 :25.16				
6)	CROWE, JED	JR	STANFORD	:47.68	:47.33
	:22.04 :25.29				
7)	GONZALEZ, JESUS	SR	FLORIDA	:47.77	:47.40
	:22.01 :25.39				
8)	JONES, BRYAN	FR	TEXAS	:47.34	:47.63
	:21.96 :25.67				
<b>CONSOLATION FINAL</b>					
9)	PARRY, STEPHEN	SO	FLORIDA STATE	:47.78	:47.54
	:22.24 :25.30				
10)	SANCHEZ, FRANCISCO	SO	ARIZONA STATE	:47.88	:47.60
	:22.10 :25.50				
11)	LINDSTROM, DAN	SO	AUBURN	:47.78	:47.71
	:21.66 :26.05				
12)	SHADE, TUCKER	SO	NORTH CAROLINA	:48.01	:47.81
	:22.23 :25.58				
13)	PIERCE, MATTHEW	SO	STANFORD	:48.00	:48.03
	:22.46 :25.57				
14)	CLARKE, STEPHEN	SR	FLORIDA	:47.79	:48.35
	:22.50 :25.85				
15)	BUYUKUNCU, DERYA	JR	MICHIGAN	:47.97	:48.67
	:22.65 :26.02				
16)	WILLIAMS, MIKE	SO	SOUTHERN CAL	:48.00	:48.72
	:22.53 :26.19				

22) Chris Brophy SR Arizona 48.32

N.C.A.A. DIVISION I  
 MEN'S SWIMMING and DIVING CHAMPIONSHIPS  
 THE UNIVERSITY of MINNESOTA, TWIN CITIES  
 March 28, 1997

EVENT: 10 MEN'S 200 YARDS FREESTYLE

NCAA RECORD:	1:33.03	MATT BIONDI	CALIFORNIA	1987
U.S. OPEN RECORD:	1:33.03	MATT BIONDI	CALIFORNIA	1987
POOL RECORD:	1:34.31	GUSTAVO BORGES	MICHIGAN	1994
QUALIFYING FOR THIS MEET:		1:37.18		

## FINAL RESULTS

PLACE	NAME	YEAR	TEAM	TRIALS	FINAL
CHAMPIONSHIP FINAL					
1)	PIERSMA, JOHN	SR	MICHIGAN	1:35.57	1:34.88
	:22.45 :23.83		:24.12 :24.48		
2)	VUCETIC, MIRO	JR	SYRACUSE	1:36.04	1:35.75
	:22.54 :24.27		:24.27 :24.67		
3)	TUCKER, SCOTT	SR	AUBURN	1:36.47	1:35.88
	:22.87 :24.41		:24.58 :24.02		
4)	ARCHER, CHRIS	SO	TEXAS	1:36.33	1:36.11
	:22.72 :24.20		:24.63 :24.56		
4)	KIEDEL, MICHAEL	JR	HARVARD	1:36.03	1:36.11
	:23.13 :24.33		:24.38 :24.27		
6)	RUMLEY, CHRISTOPHER	SR	MICHIGAN	1:36.39	1:36.34
	:22.76 :24.43		:24.57 :24.58		
7)	BARNIER, ROMAIN	JR	AUBURN	1:36.48	1:36.78
	:23.06 :24.65		:24.66 :24.41		
8)	REICH, JOHN	SO	MICHIGAN	1:36.49	1:36.91
	:22.70 :24.62		:24.81 :24.78		

## CONSOLATION FINAL

9)	SHACKELL, NICK	SR	AUBURN	1:36.65	1:36.51
	:22.70 :24.20		:24.59 :25.02		
10)	SZABADOS, BELA	SO	SOUTHERN CAL	1:37.07	1:36.88
	:22.92 :24.57		:24.63 :24.76		
11)	JONES, SCOTT	SR	STANFORD	1:37.36	1:37.13
	:22.57 :24.31		:25.04 :25.21		
12)	NEETHLING, RYK	FR	ARIZONA	1:37.36	1:37.39
	:23.08 :25.07		:25.05 :24.19		
13)	MATUSZAK, ERIC	JR	HARVARD	1:36.97	1:37.41
	:22.83 :24.78		:24.94 :24.86		
14)	ECKERMAN, CHRIS	SR	TEXAS	1:37.07	1:37.47
	:22.28 :24.63		:25.60 :24.96		
14)	WALES, DOD	SO	STANFORD	1:37.05	1:37.47
	:23.30 :25.03		:24.74 :24.40		
16)	SMALE, SCOTT	SR	NORTHWESTERN	1:36.89	1:37.51
	:23.49 :24.59		:24.74 :24.69		

23) Chris Counts JR Arizona 1:37.72



N.C.A.A. DIVISION I  
 MEN'S SWIMMING and DIVING CHAMPIONSHIPS  
 THE UNIVERSITY of MINNESOTA, TWIN CITIES  
 March 28, 1997

EVENT: 11 MEN'S 100 YARDS BREASTSTROKE

NCAA RECORD:	:51.86	JEREMY LINN	TENNESSEE	1997
U.S.OPEN RECORD:	:51.86	JEREMY LINN	TENNESSEE	1997
POOL RECORD:	:53.73	TYLER MAYFIELD	STANFORD	1994
QUALIFYING FOR THIS MEET:		:55.29		

FINAL RESULTS

PLACE	NAME	YEAR	TEAM	TRIALS	FINAL
CHAMPIONSHIP FINAL					
1)	LINN, JEREMY	JR	TENNESSEE	:52.88	:52.32 **
	:24.37 :27.95				
** POOL RECORD:					
2)	NORMENT, MICHAEL	JR	GEORGIA	:53.73	:53.58
	:24.85 :28.73				
3)	JERGER, ADAM	JR	AUBURN	:53.88	:53.75
	:25.05 :28.70				
4)	THOMSON, NATE	SR	LOUISIANA STATE	:53.66	:54.10
	:25.18 :28.92				
5)	DEDEKIND, BRENDON	SO	FLORIDA STATE	:54.31	:54.27
	:24.97 :29.30				
6)	BUCK, MATT	JR	GEORGIA	:54.14	:54.51
	:25.46 :29.05				
7)	KOVACS, VILMOS	SO	PURDUE	:54.34	:54.71
	:25.52 :29.19				
8)	SCHINDLER, JAY	JR	IOWA STATE	:54.32	:54.75
	:25.74 :29.01				
CONSOLATION FINAL					
9)	MARRS, JARROD	JR	LOUISIANA STATE	:55.17	:54.23
	:25.26 :28.97				
10)	SHEFCHIK, WILLIAM	JR	BRIGHAM YOUNG	:54.87	:54.75
	:25.73 :29.02				
11)	WYNN, BARRY	SR	GEORGIA	:55.30	:54.77
	:25.78 :28.99				
12)	KLING, KEVIN	JR	OHIO STATE	:54.99	:54.99
	:25.93 :29.06				
13)	LIVINGSTON, JEFF	SO	TEXAS	:54.83	:55.00
	:25.83 :29.17				
14)	RAUSCH, ROBERT	SR	NORTHWESTERN	:54.83	:55.23
	:26.16 :29.07				
15)	BONACK, STEVE	SR	NORTH CAROLINA	:55.15	:55.32
	:25.82 :29.50				
16)	KLEMENT, TOM	SO	AUBURN	:55.03	:55.94
	:25.74 :30.20				
33)	Rob Henikman	FR	Arizona	56.64	

N.C.A.A. DIVISION I  
 MEN'S SWIMMING and DIVING CHAMPIONSHIPS  
 THE UNIVERSITY of MINNESOTA, TWIN CITIES  
 March 28, 1997

EVENT: 12 MEN'S 100 YARDS BACKSTROKE

NCAA RECORD:	:44.92	NEIL WALKER	TEXAS	1997
U.S. OPEN RECORD:	:44.92	NEIL WALKER	TEXAS	1997
POOL RECORD:	:44.92	NEIL WALKER	TEXAS	1997
QUALIFYING FOR THIS MEET:		:48.63		

## FINAL RESULTS

PLACE	NAME	YEAR	TEAM	TRIALS	FINAL
CHAMPIONSHIP FINAL					
1)	WALKER, NEIL	JR	TEXAS	:46.84	:45.25
	:21.57 :23.68				
2)	KRAYZELBURG, LENNY	JR	SOUTHERN CAL	:46.96	:46.55
	:22.48 :24.07				
3)	TRACEY, TOM		VILLANOVA	:47.44	:47.57
	:22.79 :24.78				
4)	CRUSH, CHIP	SO	AUBURN	:47.48	:47.85
	:23.18 :24.67				
5)	BREWER, ROBERT	JR	GEORGIA	:47.93	:47.88
	:23.23 :24.65				
6)	MUHAMMAD, SABIR	JR	STANFORD	:47.86	:47.92
	:22.71 :25.21				
7)	ARENA, CARLOS	JR	TEXAS	:47.94	:48.17
	:23.36 :24.81				
8)	GILLIAM, CRAIG	JR	TENNESSEE	:47.96	:48.21
	:22.83 :25.38				

## CONSOLATION FINAL

9)	THORNTON, JUSTIN	FR	TENNESSEE	:48.13	:48.29
	:23.44 :24.85				
10)	RUMINSKI, GREG	SR	INDIANA	:48.56	:48.56
	:23.86 :24.70				
11)	BUYUKUNCU, DERYA	JR	MICHIGAN	:48.63	:48.64
	:23.60 :25.04				
12)	BARTZ, MICHAEL	SO	AUBURN	:48.19	:48.70
	:23.40 :25.30				
13)	McNEW, SHAWN	JR	TENNESSEE	:48.19	:48.75
	:23.84 :24.91				
14)	SIMMONS, JOHN	SR	SOUTHERN METHOD.	:48.39	:48.99
	:23.74 :25.25				
15)	PANTANO, ROBB	SR	TEXAS A&M	:48.47	:49.03
	:23.91 :25.12				
16)	BOOKER, ETHAN	SR	MICHIGAN	:48.59	:49.05
	:24.07 :24.98				

21) Matt Allen FR Arizona 49.16

N.C.A.A. DIVISION I  
 MEN'S SWIMMING and DIVING CHAMPIONSHIPS  
 THE UNIVERSITY of MINNESOTA, TWIN CITIES  
 March 28, 1997

EVENT: 13 MEN'S 3 METER SPRINGBOARD DIVING

QUALIFYING FOR THIS MEET: 480.00

RANK	NAME	YEAR	TEAM	PRELIM	SEMI FINALS	FINALS
1	ROUTSON, TYCE	JR	MIAMI (FLORIDA)	595.70	206.75	643.10
2	STEWART, EVAN	SR	TENNESSEE	552.15	199.85	632.80
3	RAMIREZ, RIO	FR	MIAMI (FLORIDA)	589.70	202.85	624.00
4	GILLOOLY, BRYAN	JR	MIAMI (FLORIDA)	536.80	218.10	584.90
5	COLLIER, MIKE	SO	INDIANA	533.65	193.30	583.10
6	MANTILLA, CHRIS	JR	MIAMI (FLORIDA)	563.60	207.90	579.05
7	SOULAKIS, JOHN	SR	PITTSBURGH	526.65	201.35	541.25
8	BORTOLUSSI, BRETT	SR	OHIO STATE	535.55	200.45	511.70
9	SJODIN, JIMMY		ARIZONA	515.50		
10	GUERTIN, DAREN	JR	LOUISIANA STATE	514.70		
11	KLA, KOFFI	SR	AUBURN	507.10		
12	COOK, NATHAN	SR	BRIGHAM YOUNG	502.45		
13	ROBERTS, BRENT	SO	ALABAMA	494.90		
14	GIL, JESUS	SR	IOWA	490.35		
15	AL-HASAN, ALI	SR	SOUTHERN METHOD.	489.20		
16	BERGMAN, DANEIL	SO	NEBRASKA	485.45		
17	NAFTANEL, MARK	SO	TEXAS A&M	480.10		
18	WILMOT, BRETT	SO	MICHIGAN	472.65		
19	SHELDON, CHARLES	FR	SOUTH CAROLINA	472.30		
20	TERRELL, ADAM	SR	TENNESSEE	472.00		
21	EISLER, JOHN	FR	TEXAS	470.15		
22	JACKSON, DREW	JR	PENN STATE	464.00		
23	GOOD, CHRISTOPHER	SR	OHIO STATE	461.10		
24	RIVERA, PACO	JR	KENTUCKY	452.00		
25	HARMON, RYAN	SO	LOUISIANA STATE	448.15		
26	HEPNER, CHAD	SR	MICHIGAN STATE	442.35		
27	McINTYRE, MICHAEL	FR	OHIO STATE	439.20		
28	BJORKLUND, ISAAC	SR	MINNESOTA	438.00		
29	RECLUSADO, TOBY	SR	UC SANTA BARBARA	437.65		
30	KANE, SETH	JR	PENN STATE	423.60		
31	PERANTEAU, BILL	SR	PRINCETON	416.65		
32	WRIGHT, ALEX	JR	SOUTHERN ILL.	414.10		
33	ALLPORT, TIM	FR	SOUTHERN CAL	413.95		
34	DOBBINS, WILLIAM	SO	NAVY	393.00		
35	LOCKLIN, BERT	FR	NEBRASKA	331.65		

N.C.A.A. DIVISION I  
 MEN'S SWIMMING and DIVING CHAMPIONSHIPS  
 THE UNIVERSITY of MINNESOTA, TWIN CITIES  
 March 28, 1997

EVENT: 14 MEN'S 800 YARDS FREESTYLE RELAY

NCAA RECORD: 6:20.89 MICHIGAN 1996  
 U.S. OPEN RECORD: 6:20.89 MICHIGAN 1996  
 POOL RECORD: 6:21.99 MICHIGAN 1994  
 QUALIFYING FOR THIS MEET: 6:33.57  
 FINAL RESULTS TIMED FINALS

RANK	NAME	YEAR	TEAM	TIME
1)	MICHIGAN			6:23.51
1)	MALCHOW, THOMAS	SO	3) REICH, JOHN	SO 1:35.96
2)	RUMLEY, CHRISTOP	SR	4) PIERSMA, JOHN	SR 1:33.92
2)	AUBURN			6:25.73
1)	BARNIER, ROMAIN	JR	3) SHACKELL, NICK	SR 1:35.68
2)	NEWMAN, BROCK	SO	4) TUCKER, SCOTT	SR 1:35.55
3)	TEXAS			6:27.25
1)		1:35.21	3)	1:37.39
2)		1:37.29	4)	1:37.36
4)	STANFORD			6:28.45
1)	WALES, DOD	SO	3) COUNTS, GLENN	FR 1:36.76
2)	JONES, SCOTT	SR	4) CLAYPOOL, SCOTT	JR 1:37.36
5)	HARVARD			6:28.70
1)	KIEDEL, MICHAEL	JR	3) CORNUE, MATT	JR 1:37.34
2)	KURMAKON, ALEX	SO	4) MATUSZAK, ERIC	JR 1:37.39
6)	SOUTHERN CAL			6:30.29
1)	JULIAN, JEFF	SR	3) ILIKA, JOSH	JR 1:38.60
2)	JOHNSON, KENT	SR	4) SZABADOS, BELA	SO 1:37.02
7)	SOUTHERN METHOD.			6:31.17
1)	MORGAN, BLAINE	SO	3) FROLANDER, LARS	JR 1:33.74
2)	HELGESSION, PER	JR	4) BARRETT, CASEY	JR 1:40.57
8)	ARIZONA STATE			6:32.23
1)	SANCHEZ, FRANCIS	SO	3) VARGAS, NELSON	SR 1:39.22
2)	DELGADO, FELIPE	SR	4) HUTCHISON, CRAIG	JR 1:37.36
9)	CALIFORNIA			6:32.29
1)	KIZIEROWSKI, BAR	FR	3) GAGERO, DAVID	SO 1:39.24
2)	MERSEBURG, LARS	FR	4) SIKORA, BART	JR 1:36.81
10)	MINNESOTA			6:33.72
1)	RIENTS, JEREMY	JR	3) SCHLESSMAN, MATT	SR 1:38.61
2)	CAHOY, JOHN	SO	4) BISHOP, BILL	FR 1:38.76
11)	FLORIDA			6:35.78
1)	CLARKE, STEPHEN	SR	3) LINDSEY, GABRIEL	SO 1:39.79
2)	COLE, MATTHEW	FR	4) JUSTICE, ROBERT	JR 1:39.00

( CONTINUED ON NEXT PAGE )

EVENT:	14	MEN'S	800	YARDS	FREESTYLE RELAY	(CONT)	PAGE	2
12)	NORTH CAROLINA					6:35.97		
1)	COPELAND, MICAH	SR	1:37.95	3)	FEHR, ERIC	JR	1:37.68	
2)	ABELE, ED	JR	1:39.34	4)	RUNBERG, TREVOR	JR	1:41.00	
13)	TENNESSEE					6:36.17		
1)	PANEK, RODNEY	FR	1:40.24	3)	HALL, MATT	FR	1:39.55	
2)	QUILTER, CASEY	JR	1:38.95	4)	MCNEW, SHAWN	JR	1:37.43	
14)	ALABAMA					6:36.96		
1)	OLAFSSON, ARNAR	SR	1:39.65	3)	WALSHAW, GLEN	FR	1:38.89	
2)	MORRISON, DONALD	FR	1:39.01	4)	JOLLANDS, MARK	FR	1:39.41	
15)	NEBRASKA					6:38.72		
1)	BENAVIDES, JUAN	SR	1:39.82	3)	BENNETT, MARK	JR	1:38.62	
2)	KALMIKOV, VALER	FR	1:40.45	4)	MATHIAS, JOSH	SO	1:39.83	
16)	FLORIDA STATE					6:40.13		
1)	MILUN, DARREN	JR	1:41.82	3)	McVITTIE, MATT	SO	1:39.50	
2)	PARRY, STEPHEN	SO	1:37.01	4)	HABERSTROH, CHAR	SR	1:41.80	
17)	VIRGINIA					6:42.22		
1)	RAMIREZ, AUSTIN	FR	1:40.12	3)	PIETUCHA, SHAMEK	SO	1:39.59	
2)	FINCH, THOMAS	FR	1:40.86	4)	WEBB, JASON	JR	1:41.65	
	GEORGIA					DISQUAL		
1)	BABYLON, KRIS	SO	1:37.45	3)	WADE, ATIBA	SO	1:40.05	
2)	EDWARDS, HEATH	JR	1:38.15	4)	WIEBEL, BEAU	FR	DISQUAL	

N.C.A.A. DIVISION I  
 MEN'S SWIMMING and DIVING CHAMPIONSHIPS  
 THE UNIVERSITY of MINNESOTA, TWIN CITIES  
 March 29, 1997

EVENT: 15 MEN'S 1650 YARDS FREESTYLE

NCAA RECORD: 14:29.31 TOM DOLAN MICHIGAN 1995  
 U.S.OPEN RECORD: 14:29.31 TOM DOLAN MICHIGAN 1995  
 POOL RECORD: 14:34.91 CHAD CARVER ARIZONA 1994  
 QUALIFYING FOR THIS MEET: 15:19.56  
 FINAL RESULTS TIMED FINALS

RANK	NAME	YEAR	TEAM	TIME
1)	NEETHLING, RYK	FR	ARIZONA	14:43.44
	:50.76 :53.09	:53.47	:53.74	:53.60 :53.61
	:53.67 :53.74	:53.77	:53.99	:54.12 :54.20
	:54.15 :54.28	:54.22	:53.97	:25.06
2)	PAINTER, TYLER	FR	KANSAS	15:00.41
	:50.30 :53.68	:53.52	:53.79	:53.96 :54.24
	:54.82 :55.09	:55.29	:55.54	:55.68 :55.97
	:55.95 :55.68	:55.53	:55.50	:25.87
3)	LEWIS, NAT	FR	KENTUCKY	15:00.73
	:52.50 :54.62	:54.77	:54.63	:55.09 :55.26
	:55.33 :54.98	:54.96	:54.74	:54.64 :54.85
	:54.77 :54.87	:54.20	:54.16	:26.36
4)	WIEBEL, BEAU	FR	GEORGIA	15:06.61
	:52.54 :55.37	:55.68	:55.27	:55.50 :55.49
	:54.86 :54.81	:54.61	:54.62	:54.58 :54.93
	:55.15 :55.05	:55.40	:55.62	:27.13
5)	LEONARD, MARK	SO	EASTERN MICHIGAN	15:07.19
	:52.12 :54.77	:55.28	:55.33	:55.44 :54.89
	:54.70 :55.46	:55.41	:55.32	:55.35 :54.99
	:55.17 :55.39	:55.39	:55.29	:26.89
6)	MCWHA, MICHAEL	FR	MICHIGAN	15:09.66
	:52.06 :54.56	:54.93	:54.71	:54.58 :54.56
	:54.97 :55.23	:55.67	:55.85	:55.93 :56.30
	:56.36 :56.35	:55.91	:55.36	:26.33
7)	JUSTICE, ROBERT	JR	FLORIDA	15:10.13
	:53.08 :55.37	:55.53	:55.46	:55.34 :55.08
	:55.08 :55.19	:55.48	:55.43	:55.46 :55.52
	:55.69 :55.73	:55.86	:54.97	:25.86
8)	BISHOP, BILL	FR	MINNESOTA	15:10.55
	:52.69 :55.30	:55.35	:55.09	:54.96 :54.54
	:54.98 :55.38	:55.48	:55.81	:56.09 :56.07
	:55.78 :55.67	:55.69	:55.21	:26.46
9)	POTTS, ANDREW	SO	MICHIGAN	15:11.76
	:52.64 :55.63	:55.87	:55.90	:55.69 :55.82
	:55.51 :55.29	:55.60	:55.73	:55.47 :55.72
	:56.15 :55.39	:55.20	:54.49	:25.66
10)	RADVANY, KEVIN	SR	STANFORD	15:13.03
	:52.26 :54.68	:55.06	:55.92	:56.07 :56.12
	:55.97 :55.86	:55.85	:56.04	:56.25 :56.38
	:56.21 :55.66	:55.74	:54.32	:24.64
11)	RAMIREZ, AUSTIN	FR	VIRGINIA	15:13.31
	:52.24 :55.25	:55.23	:55.83	:55.58 :55.81
	:55.76 :55.11	:55.75	:55.88	:55.97 :56.51
	:56.05 :56.13	:56.24	:55.17	:24.80

( CONTINUED ON NEXT PAGE )

EVENT:	15	MEN's	1650	YARDS	FREESTYLE	(CONT)	PAGE	2
12)	RUMLEY, CHRISTOPHER SR	MICHIGAN				15:14.69		
	:53.02	:56.41	:56.98	:56.14	:56.44	:55.51		
	:55.85	:55.59	:55.40	:55.60	:55.07	:55.23		
	:55.29	:56.09	:55.92	:54.21	:25.94			
13)	MARTIN, TIM	FR HARVARD				15:15.39		
	:53.53	:54.82	:55.12	:55.36	:55.48	:55.35		
	:55.29	:55.82	:55.82	:55.96	:55.81	:55.99		
	:55.70	:56.08	:56.26	:56.10	:26.90			
14)	OHLSSON, MAGNUS	SR NORTH CARO.STATE				15:16.41		
	:53.89	:55.88	:55.87	:55.58	:56.01	:55.47		
	:55.36	:55.37	:55.66	:55.68	:55.79	:55.84		
	:55.97	:56.07	:56.00	:55.81	:26.16			
15)	SIRRINGHAUS, DENIS	SO HARVARD				15:17.18		
	:53.95	:54.96	:55.26	:55.65	:55.59	:55.16		
	:55.47	:56.09	:55.96	:55.92	:56.37	:55.92		
	:56.01	:56.17	:56.55	:55.53	:26.62			
16)	JORGENSEN, ERIK	SR KANSAS				15:17.24		
	:52.81	:55.40	:55.34	:55.68	:55.70	:55.86		
	:56.03	:56.07	:56.33	:56.27	:56.51	:56.07		
	:55.61	:54.94	:55.36	:53.43	:29.83			
17)	KWOK, MARK	SO SOUTHERN CAL				15:18.49		
	:53.15	:55.98	:55.93	:55.70	:55.88	:55.24		
	:55.42	:55.48	:55.79	:56.05	:56.08	:55.98		
	:56.39	:56.04	:56.53	:56.23	:26.62			
18)	HALL, MATT	FR TENNESSEE				15:23.78		
	:52.56	:55.78	:56.23	:56.12	:56.33	:56.21		
	:56.15	:55.84	:56.05	:56.40	:56.36	:56.87		
	:56.58	:56.78	:56.70	:56.00	:26.82			
19)	REICH, JOHN	SO MICHIGAN				15:24.61		
	:53.35	:56.85	:56.24	:56.07	:56.21	:56.16		
	:56.12	:55.92	:55.80	:55.79	:55.69	:56.28		
	:56.48	:56.83	:57.08	:57.00	:26.74			
20)	YOUNGER, BRIAN	JR HARVARD				15:26.06		
	:54.27	:55.65	:56.63	:55.84	:55.87	:55.75		
	:55.87	:56.11	:56.23	:55.53	:56.42	:56.47		
	:57.23	:57.06	:57.39	:56.23	:27.51			
21)	JOHNSON, KENT	SR SOUTHERN CAL				15:26.24		
	:52.90	:55.03	:54.88	:55.43	:55.79	:56.50		
	:56.65	:56.64	:56.70	:56.74	:56.89	:56.89		
	:56.89	:57.15	:57.06	:56.33	:27.77			
22)	LINDSEY, GABRIEL	SO FLORIDA				15:29.72		
	:53.58	:56.20	:56.42	:56.46	:56.27	:55.80		
	:55.85	:55.98	:56.09	:56.50	:56.66	:57.00		
	:57.10	:57.35	:57.56	:57.25	:27.65			
23)	COPELAND, MICAH	SR NORTH CAROLINA				15:30.00		
	:53.99	:56.51	:56.01	:55.82	:55.60	:55.64		
	:55.47	:56.46	:56.80	:56.84	:56.92	:56.96		
	:57.54	:57.63	:58.03	:56.21	:27.57			
24)	FOWLER, BEN	SO KENTUCKY				15:31.87		
	:52.76	:55.43	:55.68	:55.78	:56.13	:56.05		
	:56.42	:56.93	:57.01	:57.07	:57.60	:56.47		
	:57.70	:58.00	:57.31	:57.49	:28.04			
25)	SCALISE, ERIK	SO NEVADA-LAS VEGAS				15:34.76		
	:53.91	:56.43	:55.92	:56.54	:56.35	:56.52		
	:56.99	:57.00	:57.11	:57.17	:56.91	:57.03		
	:57.34	:57.38	:57.19	:56.84	:28.13			

( CONTINUED ON NEXT PAGE )

EVENT:	15	MEN's	1650	YARDS	FREESTYLE	(CONT)	PAGE	3
26)	DOLNIAK, GREG		SR	SOUTHERN CAL		15:36.92		
	:53.24	:55.68		:55.93	:55.41	:56.11	:56.05	
	:56.41	:57.46		:57.17	:57.55	:57.65	:57.69	
	:58.21	:58.14		:58.12	:57.93	:28.17		
27)	MECA, DAVID		SR	SOUTHERN CAL		15:47.61		
	:53.78	:55.81		:55.88	:56.04	:56.13	:56.67	
	:56.99	:57.15		:58.32	:58.48	:58.91	:59.12	
	:59.33	:59.42		:59.02	:58.61	:27.95		
28)	HABERSTROH, CHARLIE		SR	FLORIDA STATE		15:47.97		
	:53.01	:55.99		:56.20	:56.04	:55.74	:57.50	
	:57.79	:57.90		:58.20	:58.66	:58.34	:58.57	
	:58.83	:58.90		:58.78	:58.52	:29.00		



N.C.A.A. DIVISION I  
 MEN'S SWIMMING and DIVING CHAMPIONSHIPS  
 THE UNIVERSITY of MINNESOTA, TWIN CITIES  
 March 29, 1997

EVENT: 16 MEN'S 200 YARDS BACKSTROKE

NCAA RECORD:	1:40.06	BRIAN RETTERER	STANFORD	1995
U.S.OPEN RECORD:	1:40.06	BRIAN RETTERER	STANFORD	1995
POOL RECORD:	1:42.18	D. WEATHERFORD	STANFORD	1994
QUALIFYING FOR THIS MEET:	1:45.59			

## FINAL RESULTS

PLACE	NAME	YEAR	TEAM	TRIALS	FINAL
CHAMPIONSHIP FINAL					
1)	KRAYZELBURG, LENNY	JR	SOUTHERN CAL	1:43.60	1:41.10 **
	:24.06 :25.57		:25.96 :25.51		
**	POOL RECORD:				
2)	SIKORA, BART	JR	CALIFORNIA	1:43.89	1:42.95
	:24.32 :26.02		:26.47 :26.14		
3)	BABYLON, KRIS	SO	GEORGIA	1:43.93	1:43.74
	:24.61 :26.33		:26.67 :26.13		
4)	BLAHNIK, TATE	SO	STANFORD	1:44.52	1:44.04
	:24.92 :26.32		:26.84 :25.96		
5)	TRACEY, TOM		VILLANOVA	1:44.26	1:44.40
	:24.21 :26.98		:27.03 :26.18		
6)	WEBB, JASON	JR	VIRGINIA	1:44.40	1:44.55
	:25.08 :26.19		:26.65 :26.63		
7)	RUMINSKI, GREG	SR	INDIANA	1:44.47	1:44.81
	:24.76 :26.31		:26.50 :27.24		
8)	URBACH, EITHAN	FR	AUBURN	1:44.79	1:45.76
	:24.90 :26.81		:27.21 :26.84		
CONSOLATION FINAL					
9)	STRAHIJA, MARKO	JR	OHIO STATE	1:45.14	1:44.91
	:24.62 :26.78		:26.97 :26.54		
10)	BREWER, ROBERT	JR	GEORGIA	1:45.03	1:45.00
	:24.54 :26.38		:27.07 :27.01		
11)	BOOKER, ETHAN	SR	MICHIGAN	1:45.14	1:45.63
	:25.13 :27.27		:27.05 :26.18		
12)	KOZULJ, GORDAN	SO	CALIFORNIA	1:45.00	1:45.69
	:24.74 :26.47		:27.32 :27.16		
13)	KLEMENT, TOM	SO	AUBURN	1:44.89	1:46.32
	:25.15 :26.65		:27.17 :27.35		
14)	BARTZ, MICHAEL	SO	AUBURN	1:45.25	1:46.35
	:24.71 :27.01		:27.36 :27.27		
15)	ARENA, CARLOS	JR	TEXAS	1:45.31	1:46.76
	:25.03 :26.93		:27.43 :27.37		
16)	COLE, MATTHEW	FR	FLORIDA	1:45.50	1:48.65
	:24.84 :27.50		:28.24 :28.07		

N.C.A.A. DIVISION I  
 MEN'S SWIMMING and DIVING CHAMPIONSHIPS  
 THE UNIVERSITY of MINNESOTA, TWIN CITIES  
 March 29, 1997

EVENT: 17 MEN'S 100 YARDS FREESTYLE

NCAA RECORD:	:41.80	MATT BIONDI	CALIFORNIA	1987
U.S.OPEN RECORD:	:41.80	MATT BIONDI	CALIFORNIA	1987
POOL RECORD:	:42.46	GUSTAVO BORGES	MICHIGAN	1994
QUALIFYING FOR THIS MEET:	:44.16			

FINAL RESULTS

PLACE	NAME	YEAR	TEAM	TRIALS	FINAL
CHAMPIONSHIP FINAL					
1)	FROLANDER, LARS	JR	SOUTHERN METHOD.	:42.74	:42.89
	:20.71 :22.18				
2)	SHACKELL, NICK	SR	AUBURN	:43.13	:43.07
	:20.88 :22.19				
3)	NEWMAN, BROCK	SO	AUBURN	:43.38	:43.23
	:20.79 :22.44				
4)	DEDEKIND, BRENDON	SO	FLORIDA STATE	:43.62	:43.25
	:20.51 :22.74				
5)	TUCKER, SCOTT	SR	AUBURN	:43.33	:43.35
	:20.88 :22.47				
6)	HAWKE, BRETT	FR	AUBURN	:43.32	:43.41
	:20.69 :22.72				
6)	LEZAK, JASON	JR	UC SANTA BARBARA	:43.39	:43.41
	:20.83 :22.58				
8)	WALES, DOD	SO	STANFORD	:43.45	:43.70
	:21.16 :22.54				

CONSOLATION FINAL

9)	PINE, ADAM	FR	NEBRASKA	:43.72	:43.30
	:20.94 :22.36				
10)	ESWAY, BRIAN	JR	TEXAS	:43.63	:43.73
	:20.95 :22.78				
11)	CLAYPOOL, SCOTT	JR	STANFORD	:43.62	:43.77
	:21.11 :22.66				
12)	CROWLEY, BRENDAN	SO	TENNESSEE	:43.92	:44.07
	:21.09 :22.98				
13)	DELGADO, FELIPE	SR	ARIZONA STATE	:43.75	:44.29
	:21.52 :22.77				
14)	SZABADOS, BELA	SO	SOUTHERN CAL	:43.93	:44.64
	:21.41 :23.23				
15)	KAPPLER, JERROD	SO	TEXAS A&M	:43.91	:44.74
	:21.86 :22.88				
16)	ARCHER, CHRIS	SO	TEXAS	:43.93	:44.80
	:21.46 :23.34				

N.C.A.A. DIVISION I  
 MEN'S SWIMMING and DIVING CHAMPIONSHIPS  
 THE UNIVERSITY of MINNESOTA, TWIN CITIES  
 March 29, 1997

EVENT: 18 MEN'S 200 YARDS BREASTSTROKE

NCAA RECORD:	1:53.77	MIKE BARROWMAN	MICHIGAN	1990
U.S.OPEN RECORD:	1:53.77	MIKE BARROWMAN	MICHIGAN	1990
POOL RECORD:	1:56.79	KURT GROTE	STANFORD	1994
QUALIFYING FOR THIS MEET:		1:59.92		

FINAL RESULTS

PLACE	NAME	YEAR	TEAM	TRIALS	FINAL
-------	------	------	------	--------	-------

CHAMPIONSHIP FINAL

1)	LINN, JEREMY	JR	TENNESSEE	1:56.80	1:55.27 **
	:26.15 :29.22		:29.63 :30.27		
** POOL RECORD:					
2)	THOMSON, NATE	SR	LOUISIANA STATE	1:56.87	1:56.31
	:26.50 :29.39		:30.03 :30.39		
3)	KOVACS, VILMOS	SO	PURDUE	1:57.75	1:56.80
	:26.58 :29.76		:30.03 :30.43		
3)	WILKENS, TOM	JR	STANFORD	1:56.85	1:56.80
	:26.44 :29.59		:30.27 :30.50		
5)	MARRS, JARROD	JR	LOUISIANA STATE	1:57.34	1:57.49
	:26.49 :29.74		:30.34 :30.92		
6)	JERGER, ADAM	JR	AUBURN	1:57.90	1:57.92
	:26.58 :29.97		:30.19 :31.18		
7)	NORMENT, MICHAEL	JR	GEORGIA	1:58.27	1:58.43
	:26.57 :29.88		:30.33 :31.65		
8)	WYNN, BARRY	SR	GEORGIA	1:58.26	1:58.68
	:26.77 :30.25		:30.46 :31.20		

CONSOLATION FINAL

9)	SHEFCHIK, WILLIAM	JR	BRIGHAM YOUNG	1:58.37	1:56.82
	:26.60 :29.67		:30.24 :30.31		
10)	BUCK, MATT	JR	GEORGIA	1:58.42	1:57.91
	:26.30 :30.07		:30.64 :30.90		
11)	MOREAU, LIONEL	SO	AUBURN	1:58.50	1:58.69
	:26.28 :30.33		:30.84 :31.24		
12)	STRUGLINSKI, PETER	SR	HAWAII	1:59.83	1:58.89
	:26.91 :30.05		:30.52 :31.41		
13)	BONACK, STEVE	SR	NORTH CAROLINA	1:59.25	1:59.03
	:27.06 :30.25		:30.51 :31.21		
14)	WEISS, JEFF	SR	NORTH CAROLINA	1:59.35	1:59.76
	:27.43 :30.44		:30.77 :31.12		
15)	RAUSCH, ROBERT	SR	NORTHWESTERN	1:59.69	2:00.31
	:27.08 :30.28		:31.17 :31.78		
16)	FLINT, JASON	SO	TEXAS CHRISTIAN	2:00.27	2:00.72
	:27.61 :30.60		:31.07 :31.44		

N.C.A.A. DIVISION I  
 MEN'S SWIMMING and DIVING CHAMPIONSHIPS  
 THE UNIVERSITY of MINNESOTA, TWIN CITIES  
 March 29, 1997

EVENT: 19 MEN'S 200 YARDS BUTTERFLY

NCAA RECORD:	1:41.78	MELVIN STEWART	TENNESSE	1991
U.S.OPEN RECORD:	1:41.78	MELVIN STEWART	TENNESSE	1991
POOL RECORD:	1:44.54	UGUR TANER	CALIFORNIA	1994
QUALIFYING FOR THIS MEET:	1:47.42			

FINAL RESULTS

PLACE	NAME	YEAR	TEAM	TRIALS	FINAL
CHAMPIONSHIP FINAL					
1)	PARRY, STEPHEN	SO	FLORIDA STATE	1:44.62	1:44.28 **
	:23.42 :26.74		:26.54 :27.58		
** POOL RECORD:					
2)	JULIAN, JEFF	SR	SOUTHERN CAL	1:44.99	1:44.61
	:23.45 :26.84		:27.19 :27.13		
3)	MALCHOW, THOMAS	SO	MICHIGAN	1:45.38	1:44.85
	:23.78 :26.51		:26.75 :27.81		
4)	PIETUCHA, SHAMEK	SO	VIRGINIA	1:45.53	1:45.61
	:23.86 :27.10		:27.08 :27.57		
5)	EDWARDS, HEATH	JR	GEORGIA	1:46.52	1:45.78
	:23.74 :27.21		:27.34 :27.49		
6)	PIERCE, MATTHEW	SO	STANFORD	1:45.12	1:45.84
	:23.99 :26.92		:27.45 :27.48		
7)	BARRETT, CASEY	JR	SOUTHERN METHOD.	1:46.24	1:47.25
	:24.19 :27.65		:27.48 :27.93		
8)	FINCH, THOMAS	FR	VIRGINIA	1:46.47	1:48.58
	:24.08 :27.76		:28.15 :28.59		
CONSOLATION FINAL					
9)	LATIMER, PAUL	JR	TEXAS	1:46.52	1:46.85
	:23.92 :27.09		:27.74 :28.10		
10)	CUNHA, MAURICIO	SR	LOUISIANA STATE	1:47.15	1:47.41
	:24.55 :27.95		:27.51 :27.40		
11)	GALIC, DOMINIK	JR	CALIFORNIA	1:47.74	1:47.46
	:24.35 :27.11		:27.90 :28.10		
12)	MORA, NELSON	FR	MIAMI (FLORIDA)	1:47.44	1:47.50
	:24.62 :27.22		:27.49 :28.17		
13)	ILIKA, JOSH	JR	SOUTHERN CAL	1:46.77	1:47.52
	:24.30 :27.61		:27.71 :27.90		
14)	AWBREY, BRET	FR	SOUTHERN CAL	1:47.74	1:47.63
	:24.72 :27.37		:28.03 :27.51		
15)	MEIRI, YOAV	FR	MINNESOTA	1:47.64	1:47.88
	:24.82 :27.94		:27.69 :27.43		
16)	HOWARD, DEVIN	FR	TEXAS A&M	1:47.70	1:48.17
	:24.11 :27.56		:28.43 :28.07		

N.C.A.A. DIVISION I  
 MEN'S SWIMMING and DIVING CHAMPIONSHIPS  
 THE UNIVERSITY of MINNESOTA, TWIN CITIES  
 March 29, 1997

EVENT: 20 MEN'S PLATFORM DIVING

QUALIFYING FOR THIS MEET: 618.00

RANK	NAME	YEAR	TEAM	PRELIM	FINALS
1	ROUTSON, TYCE	JR	MIAMI (FLORIDA)	535.20	811.80
2	GILLOOLY, BRYAN	JR	MIAMI (FLORIDA)	522.75	810.70
3	ROBERTS, BRENT	SO	ALABAMA	537.50	779.40
4	MANTILLA, CHRIS	JR	MIAMI (FLORIDA)	522.50	771.60
5	NAFTANEL, MARK	SO	TEXAS A&M	467.10	720.30
6	SOULAKIS, JOHN	SR	PITTSBURGH	486.10	714.70
7	RAMIREZ, RIO	FR	MIAMI (FLORIDA)	449.25	669.00
8	KLA, KOFFI	SR	AUBURN	455.75	663.75
9	SJODIN, JIMMY		ARIZONA	436.25	
10	RIVERA, PACO	JR	KENTUCKY	433.25	
11	GUERTIN, DAREN	JR	LOUISIANA STATE	431.95	
12	TERRELL, ADAM	SR	TENNESSEE	429.70	
13	COLLIER, MIKE	SO	INDIANA	420.40	
14	BORTOLUSSI, BRETT	SR	OHIO STATE	413.10	
15	STEWART, EVAN	SR	TENNESSEE	408.30	
16	WILMOT, BRETT	SO	MICHIGAN	402.25	
17	McINTYRE, MICHAEL	FR	OHIO STATE	398.30	
18	BJORKLUND, ISAAC	SR	MINNESOTA	387.05	
19	WRIGHT, ALEX	JR	SOUTHERN ILL.	356.30	
20	RECLUSADO, TOBY	SR	UC SANTA BARBARA	311.70	

N.C.A.A. DIVISION I  
 MEN'S SWIMMING and DIVING CHAMPIONSHIPS  
 THE UNIVERSITY of MINNESOTA, TWIN CITIES  
 March 29, 1997

EVENT: 21 MEN'S 400 YARDS FREESTYLE RELAY

NCAA RECORD: 2:51.07 TEXAS 1994  
 U.S.OPEN RECORD: 2:51.07 TEXAS 1994  
 POOL RECORD: 2:51.07 TEXAS 1994  
 QUALIFYING FOR THIS MEET: 2:57.22

## FINAL RESULTS

PLACE	NAME	YEAR	TEAM	TRIALS	FINAL
CHAMPIONSHIP FINAL					
1)	AUBURN			2:56.40	2:51.23
1)	TUCKER, SCOTT	SR	:43.59	3) HAWKE, BRETT	FR :42.57
2)	NEWMAN, BROCK	SO	:42.93	4) SHACKELL, NICK	SR :42.14
2)	STANFORD			2:54.65	2:53.67
1)	WALES, DOD	SO	:43.59	3) CROWE, JED	JR :43.57
2)	COUNTS, GLENN	FR	:43.41	4) CLAYPOOL, SCOTT	JR :43.10
3)	ARIZONA STATE			2:55.67	2:54.32
1)	SANCHEZ, FRANCISCO	SO	:42.98	3) VARGAS, NELSON	SR :44.71
2)	DELGADO, FELIPE	SR	:43.37	4) HUTCHISON, CRAIG	JR :43.26
4)	TEXAS			2:55.40	2:54.87
1)	ESWAY, BRIAN	JR	:43.67	3) ECKERMAN, CHRIS	SR :43.48
2)	JONES, BRYAN	FR	:43.98	4) ARCHER, CHRIS	SO :43.74
5)	TENNESSEE			2:56.86	2:55.87
1)	CROWLEY, BRENDAN	SO	:44.31	3) QUILTER, CASEY	JR :43.56
2)	McNEW, SHAWN	JR	:44.00	4) PANEK, RODNEY	FR :44.00
6)	SOUTHERN METHOD.			2:56.22	2:56.06
1)	FROLANDER, LARS	JR	:42.50	3) FOLEY, JEFF	SR :44.61
2)	HELGESSON, PER	JR	:44.55	4) FRANKE, BILL	JR :44.40
7)	NEBRASKA			2:56.68	2:56.36
1)	BENAVIDES, JUAN	SR	:44.18	3) BENNETT, MARK	JR :44.17
2)	PINE, ADAM	FR	:43.09	4) MATHIAS, JOSH	SO :44.92
8)	GEORGIA			2:56.37	3:01.22
1)	BREWER, ROBERT	JR	:45.36	3) BABYLON, KRIS	SO :44.99
2)	STRATMAN, JOHN	SO	:44.54	4) WADE, ATIBA	SO :46.33

## CONSOLATION FINAL

9)	SOUTHERN CAL			2:57.20	2:57.00
1)	KRAYZELBURG, LENNY	JR	:44.48	3) JOHNSON, KENT	SR :44.20
2)	WILLIAMS, MIKE	SO	:44.41	4) SZABADOS, BELA	SO :43.91
10)	MICHIGAN			3:00.29	2:57.34
1)	PIERSMA, JOHN	SR	:44.29	3) REICH, JOHN	SO :44.39
2)	RUMLEY, CHRISTOPHER	SR	:44.25	4) BUYUKUNCU, DERYA	JR :44.41

( CONTINUED ON NEXT PAGE )

EVENT:	21	MEN'S	400	YARDS	FREESTYLE RELAY	(CONT)	PAGE	2
11)	FLORIDA STATE					2:58.03		2:57.42
1)	DEDEKIND, BRENDON	SO	:44.38	3)	McVITTIE, MATT	SO	:44.42	
2)	PARRY, STEPHEN	SO	:43.89	4)	BRANKIS, ROBERT	SR	:44.73	
12)	MINNESOTA					2:57.03		2:57.55
1)	RIENTS, JEREMY	JR	:44.60	3)	CAHOY, JOHN	SO	:44.57	
2)	SCHLESSMAN, MATT	SR	:43.84	4)	LOPEZ, LUIS	SO	:44.54	
13)	NORTH CAROLINA					2:58.81		2:58.00
1)	COPELAND, MICAH	SR	:44.88	3)	ABELE, ED	JR	:44.13	
2)	JENNINGS, CHRIS	SO	:44.32	4)	BRISSEON, TED	SO	:44.67	
14)	CALIFORNIA					2:57.15		2:58.02
1)	KIZIEROWSKI, BART	FR	:44.38	3)	KITTREDGE, BRAD	FR	:44.37	
2)	MERSEBURG, LARS	FR	:44.29	4)	DICKE, MARKUS	SR	:44.98	
15)	TOLEDO					2:59.36		2:58.95
1)	MCCANN, TIM	SO	:46.04	3)	POWELLS, ROSSFR	FR	:44.33	
2)	FRIES, DAN	SO	:44.82	4)	DRAEGER, DAN	JR	:43.76	
16)	ARIZONA					2:58.73		2:59.94
1)	COUNTS, CHRISTOPHER	JR	:45.59	3)	BROPHY, CHRISTOPHER	SR	:44.51	
2)	WICK, ABRAHAM	SR	:44.32	4)	ALLEN, MATHEW	FR	:45.52	

Championships results

Division I men's swimming and diving

- TEAM RESULTS
1. Auburn, 496 1/2; 2. Stanford, 310; 3. Georgia, 297; 4. Texas, 286; 5. Tennessee, 235 1/2...

- INDIVIDUAL RESULTS
50-yard freestyle: Final—1. Brett Hawke, Auburn, 19:19; 2. Neil Walker, Texas, 19:25; 3. Brendon Delekind, Florida St., 19:26...



Bruce Klackhoff/NCAA Photo

Lars Frolander of Southern Methodist celebrates after winning the 100-yard freestyle at the NCAA Division I Men's Swimming and Diving Championships. Frolander also won the 100-yard butterfly.

- Chip Ornel, Auburn, 47:85; 5. Robert Brewer, Georgia, 47:88; 6. Sahir Muhammad, Stanford, 47:92; 7. Carlos Arena, Texas, 48:17; 8. Craig Gilliam, Tennessee, 48:21...

- 200-yard freestyle: Final—1. John Piersma, Michigan, 1:34:88; 2. Mirolj Vucedic, Syracuse, 1:35:75; 3. Scott Tucker, Auburn, 1:35:88; 4. (tie) Chris Archer, Texas, and Michael Kiedel, Harvard, 1:36:11...

- 500-yard freestyle: Final—1. John Piersma, Michigan, 8:15:79; 2. Ryk Neethling, Arizona, 8:16:49; 3. Chris Rumley, Michigan, 8:18:56; 4. Bela Szabados, Southern Cal, 8:20:27; 5. Jeff Julian, Southern Cal, 8:21:17...

- 100-yard butterfly: Final—1. Lars Frolander, Southern Methodist, 46:28; 2. Adam Pine, Nebraska, 46:40; 3. Sahir Muhammad, Stanford, 46:70; 4. Martin Zielinski, Minnesota, 47:05; 5. John Hargis, Auburn, 47:01; 6. Jeri Crowe, Stanford, 47:33...

- 200-yard backstroke: Final—1. Lenny Kraayzelberg, Southern Cal, 1:41:10; 2. Bari Sikora, California, 1:42:95; 3. Kris Balyton, Georgia, 1:43:74; 4. Tate Blahnik, Stanford, 1:44:04; 5. Tom Tracey, Villanova, 1:44:40; 6. Jason Webb, Virginia, 1:44:55...

- 100-yard breaststroke: Final—1. Jeremy Linn, Tennessee, 52:32 (meet record); old record 52:48, Steve Lundquist, Southern Methodist, 1983; 2. Michael Norment, Georgia, 53:58; 3. Adam Jerger, Auburn, 53:75; 4. Nate Thomson, LSU, 54:10; 5. Brendon Delekind, Florida St., 54:27; 6. Matt Buck, Georgia, 54:51...

- 200-yard individual medley: Final—1. Kris Balyton, Georgia, 1:45:19; 2. Scott Tucker, Auburn, 1:45:44; 3. Lionel Moreau, Auburn, 1:46:39; 4. Matt Brown, Purdue, 1:46:56; 5. Tom Wilkens, Stanford, 1:46:57; 6. Bari Sikora, California, 1:47:22; 7. Heath Edwards, Georgia, 1:48:32; 8. Glenn Combs, Stanford, 1:48:35...

- 400-yard individual medley: Final—1. Tom Wilkens, Stanford, 8:45:59; 2. Bari Sikora, California, 8:45:80; 3. Kris Balyton, Georgia, 8:47:14; 4. Matt Brown, Purdue, 8:47:51; 5. Beau Wiebel, Georgia, 8:48:59; 6. Heath Edwards, Georgia, 8:50:21; 7. Rob Iglinski, Indiana, 8:51:06; 8. Artur

- Rucovici, Fla. Atlantic, 8:51:16; Consolation—9. Matt Hall, Tennessee, 8:50:36; 10. Andrew Pons, Michigan, 8:50:45; 11. Greg Wriede, Harvard, 8:50:69; 12. Casey Barrett, Southern Methodist, 8:53:06; 13. Erik Sealie, UNLV, 8:53:48; 14. Ryan Duncan, California, 8:53:66; 15. Lionel Moreau, Auburn, 8:54:51; 16. Bret Awbrey, Southern Cal, 8:54:84...

- One-meter diving: Final (17 dives)—1. Rio Ramirez, Miami (Fla.), 610:05; 2. Evan Stewart, Tennessee, 590:10; 3. Tyce Rouson, Miami (Fla.), 575:10; 4. Bryan Gillooly, Miami (Fla.), 552:45; 5. Brent Roberts, Alabama, 523:10; 6. Chris Manilla, Miami (Fla.), 517:80; 7. Daneil Bergman, Nebraska, 516:65; 8. Ali Al-Hasan, Southern Methodist, 491:70...

- Three-meter diving: Final (17 dives)—1. Tyce Rouson, Miami (Fla.), 643:10; 2. Evan Stewart, Tennessee, 632:80; 3. Rio Ramirez, Miami (Fla.), 624:00; 4. Bryan Gillooly, Miami (Fla.), 584:50; 5. Mike Collier, Indiana, 589:10; 6. Chris Manilla, Miami (Fla.), 579:05; 7. John Soulikis, Pittsburgh, 541:25; 8. Brent Bortolussi, Ohio St., 511:70...

- Platform diving: Final (17 dives)—1. Tyce Rouson, Miami (Fla.), 811:80; 2. Bryan Gillooly, Miami (Fla.), 810:70; 3. Brent Roberts, Alabama, 779:40; 4. Chris Manilla, Miami (Fla.), 771:60; 5. Mark Nallanel, Texas A&M, 720:30; 6. John Soulikis, Pittsburgh, 714:70; 7. Rio Ramirez, Miami (Fla.), 669:00; 8. Kofi Klia, Auburn, 663:75; Consolation (11 dives)—9. Jimmy Sjodin, Arizona, 436:25; 10. Paco Rivera, Kentucky, 433:25; 11. Daren Guertin, LSU, 431:95; 12. Adam Terrell, Tennessee, 429:70; 13. Mike Collier, Indiana, 420:40; 14. Brent Bortolussi, Ohio St., 413:10; 15. Evan Stewart, Tennessee, 408:50; 16. Brent Wilmos, Michigan, 402:25.

- 200-yard freestyle relay: Final—1. Auburn (Brett Hawke, Matt Busbee, Aaron Clark, Nick Shackell), 1:17:54; 2. Texas, 1:17:86; 3. Stanford, 1:17:87; 4. Arizona St., 1:18:39; 5. Nebraska, 1:19:07; 6. Southern Methodist, 1:19:27; 7. Florida St., 1:19:44; 8. Southern Cal, 1:20:49; Consolation—9. Georgia, 1:19:70; 10. Harvard, 1:19:88; 11. Florida, 1:20:17; 12. Minnesota, 1:20:18; 13. Toledo, 1:20:30; 14. LSU, 1:20:41; 15. California, 1:20:78; 16. Tennessee, 1:20:82...

- 400-yard freestyle relay: Final—1. Auburn (Brett Hawke, Scott Tucker, Brock Newman, Nick Shackell), 2:51:25; 2. Stanford, 2:53:67; 3. Arizona St., 2:54:32; 4. Texas, 2:54:87; 5. Tennessee, 2:55:87; 6. Southern Methodist, 2:56:06; 7. Nebraska, 2:56:36; 8. Georgia, 3:01:22; Consolation—9. Southern Cal, 2:57:00; 10. Michigan, 2:57:34; 11. Florida St., 2:57:42; 12. Minnesota, 2:57:55; 13. North Caro., 2:58:00; 14. California, 2:58:02; 15. Toledo, 2:58:95; 16. Arizona, 2:59:94...

- 800-yard freestyle relay: Final—1. Michigan (Thomas Malchow, Chris Rumley, John Reich, John Piersma), 6:23:51; 2. Auburn, 6:25:73; 3. Texas, 6:27:25; 4. Stanford, 6:28:45; 5. Harvard, 6:28:70; 6. Southern Cal, 6:30:29; 7. Southern Methodist, 6:31:17; 8. Arizona St., 6:32:23; 9. California, 6:32:29; 10. Minnesota, 6:38:72; 11. Florida, 6:35:78; 12. North Caro., 6:35:97; 13. Tennessee, 6:36:17; 14. Alabama, 6:36:96; 15. Nebraska, 6:38:72; 16. Florida St., 6:40:13...


- 200-yard medley relay: Final—1. Auburn (Michael Barz, Adam Jerger, John Hargis, Brett Hawke), 1:25:40 (meet record); old record 1:25:85, Tennessee, 1996; 2. Texas, 1:25:58; 3. Tennessee, 1:26:08; 4. Stanford, 1:26:63; 5. Minnesota, 1:27:17; 6. Southern Cal, 1:28:41; 7. Florida St., 1:30:07; Nebraska, disqualified; Consolation—9. Georgia, 1:28:51; 10. LSU, 1:29:34; 11. Arizona, 1:29:41; 12. Florida, 1:29:67; 13. Texas A&M, 1:29:95; 14. California, 1:30:17; 15. Southern Methodist, 1:30:11; 16. North Caro., 1:30:17...

- 400-yard medley relay: Final—1. Auburn (Michael Barz, Adam Jerger, John Hargis, Brock Newman), 3:08:96; 2. Texas, 3:09:55; 3. Stanford, 3:10:65; 4. Tennessee, 3:10:79; 5. Southern Cal, 3:11:68; 6. Georgia, 3:12:17; 7. Florida St., 3:15:92; Southern Methodist, disqualified; Consolation—9. Florida, 3:14:80; 10. Nebraska, 3:14:82; 11. Minnesota, 3:15:25; 12. Arizona, 3:16:76; 13. North Caro., 3:16:78; 14. Virginia, 3:16:84; LSU and Texas A&M, disqualified.



## Freestyles, relays lift Auburn in I men's swimming

Auburn proved that the shortest distance between two points is a freestyle sprint.



Scott Tucker helped Auburn win the 400-yard freestyle relay, one of four relays the Tigers captured.

Bruce Kluckhohn/NCAA Photos

That and dominance in the relay events propelled the Tigers to their first team title at the Division I Men's Swimming and Diving Championships March 27-29 at Minnesota.

Scoring 111 points in the two freestyle sprints and winning four of the five relays, the Tigers built an early lead and cruised to a convincing victory after finishing second last year.

Sparked by freshman Brett Hawke's upset victory over favored Neil Walker of Texas in the 50-yard freestyle, Auburn scored 173 points during the first day. Walker had set a meet record in the preliminaries, but Hawke touched the wall in 19.19 seconds in the final, .06 ahead of Walker.

Auburn placed five other swimmers in the event and added 51 points to its team total. The Tigers also won both relays the first day, including the 400-yard medley relay, in which they set a pool record.

Although Lars Frolander of Southern Methodist won the 100-yard freestyle (his second win of the meet), Auburn's Nick Shackell placed second, Brock Newman third, Scott Tucker fifth and Hawke sixth in compiling 60 points for the event.

Auburn had won just one relay before this year -- the 400-yard freestyle relay in 1996 -- but won all but one of this year's relay events, including a successful defense of its 400 freestyle title. In all, Auburn scored 305 of its 496 1/2 total points

in the five relays and two freestyle sprints.

Stanford, a three-time champion in the 1990s, was a distant second with 340 points. Tom Wilkens was the Cardinal's lone event winner with a title in the 400-yard individual medley.

Besides Frolander, John Piersma of Michigan and Jeremy Linn of Tennessee were double winners in swimming events -- Piersma in the 200- and 500-yard freestyles and Linn in both breaststrokes. Linn's time in the 100-yard breaststroke was a meet record. The junior Olympian has won three breaststroke titles in two years.

Another meet record fell in the 100-yard backstroke as Walker shrugged off his defeat in the 50-yard freestyle to capture his first career win. His time of 45.25 seconds topped the previous best set by Brian Retterer of Stanford in 1995.

In diving, Miami (Florida) dominated, scoring all but five of its 197 points in the three events. Junior Tyce Routson won the platform and three-meter events and finished third in the one-meter to become the meet's top point scorer with 56 points. Teammate Rio Ramirez won the one-meter and scored 48 total points, fourth highest in the meet.

## Championships results - Division I men's swimming and diving

### TEAM RESULTS

1. Auburn, 496 1/2; 2. Stanford, 340; 3. Georgia, 297; 4. Texas, 286; 5. Tennessee, 235 1/2; 6. Southern Cal, 235; 7. Michigan, 209; 8. Miami (Fla.), 197; 9. Florida St., 160; 10. Southern Methodist, 157.

11. Arizona St., 113; 12. (tie) Minnesota and Nebraska, 109; 14. LSU, 103; 15. California, 95; 16. Arizona, 84; 17. Florida, 80; 18. Harvard, 75 1/2; 19. Purdue, 57 1/2; 20. (tie) Indiana and Virginia, 55.

22. North Caro., 45; 23. (tie) Alabama and Texas A&M, 40; 25. Ohio St., 35; 26. Kentucky, 34; 27. (tie) Kansas and Villanova, 30; 29. Syracuse, 28; 30. UC Santa Barbara, 26 1/2.

31. Pittsburgh, 25; 32. Brigham Young, 21 1/2; 33. Eastern Mich., 14; 34. Toledo, 12; 35. (tie) Fla. Atlantic and Iowa St., 11; 37. North Caro. St., 8; 38. Northwestern, 6; 39. Hawaii, 5; 40. UNLV, 4.

41. Iowa, 3; 42. (tie) New Mexico and Texas Christian, 1.

### INDIVIDUAL RESULTS

**50-yard freestyle: Final**--1. Brett Hawke, Auburn, 19.19; 2. Neil Walker, Texas, 19.25; 3. Brendon Dedekind, Florida St., 19.26; 4. Francisco Sanchez, Arizona St., 19.61; 5. Jason Lezak, UC Santa Barb., 19.70; 6. Matt Busbee, Auburn, 19.82; 7. Scott Claypool, Stanford, 19.83; 8. Jerrod Kappler, Texas A&M, 19.84; **Consolation**--9. Brock Newman, Auburn, 19.74; 10. Brian Esway, Texas, 19.76; 11. Aaron Ciarla, Auburn, 19.81; 12. (tie) Brendan Crowley, Tennessee, and Marcelo Kingston, LSU, 19.93; 14. Felipe Delgado, Arizona St., 19.94; 15. Dan Lindstrom, Auburn, 20.12; 16. Nick Shackell, Auburn, 20.32.

**100-yard freestyle:** *Final*--1. Lars Frolander, Southern Methodist, 42.89; 2. Nick Shackell, Auburn, 43.07; 3. Brock Newman, Auburn, 43.23; 4. Brendon Dedekind, Florida St., 43.25; 5. Scott Tucker, Auburn, 43.35; 6. (tie) Brett Hawke, Auburn, and Jason Lezak, UC Santa Barbara, 43.41; 8. Dod Wales, Stanford, 43.70; *Consolation*--9. Adam Pine, Nebraska, 43.30; 10. Brian Esway, Texas, 43.73; 11. Scott Claypool, Stanford, 43.77; 12. Brendan Crowley, Tennessee, 44.07; 13. Felipe Delgado, Arizona St., 44.29; 14. Bela Szabados, Southern Cal, 44.64; 15. Jerrod Kappler, Texas A&M, 44.74; 16. Chris Archer, Texas, 44.80.

**200-yard freestyle:** *Final*--1. John Piersma, Michigan, 1:34.88; 2. Miro Vucetic, Syracuse, 1:35.75; 3. Scott Tucker, Auburn, 1:35.88; 4. (tie) Chris Archer, Texas, and Michael Kiedel, Harvard, 1:36.11; 6. Chris Rumley, Michigan, 1:36.34; 7. Romain Barnier, Auburn, 1:36.78; 8. John Reich, Michigan, 1:36.91; *Consolation*--9. Nick Shackell, Auburn, 1:36.51; 10. Bela Szabados, Southern Cal, 1:36.88; 11. Scott Jones, Stanford, 1:37.13; 12. Ryk Neethling, Arizona, 1:37.39; 13. Eric Matuszak, Harvard, 1:37.41; 14. (tie) Chris Eckerman, Texas, and Dod Wales, Stanford, 1:37.47; 16. Scott Smale, Northwestern, 1:37.51.

**500-yard freestyle:** *Final*--1. John Piersma, Michigan, 4:15.79; 2. Ryk Neethling, Arizona, 4:16.46; 3. Chris Rumley, Michigan, 4:18.56; 4. Bela Szabados, Southern Cal, 4:18.84; 5. Kent Johnson, Southern Cal, 4:20.27; 6. Jeff Julian, Southern Cal, 4:21.17; 7. Tyler Painter, Kansas, 4:21.22; 8. Miro Vucetic, Syracuse, 4:28.21; *Consolation*--9. Thomas Malchow, Michigan, 4:22.53; 10. Bill Bishop, Minnesota, 4:22.96; 11. Beau Wiebel, Georgia, 4:23.37; 12. Magnus Ohlsson, North Caro. St., 4:23.93; 13. Austin Ramirez, Virginia, 4:24.31; 14. Micah Copeland, North Caro., 4:24.50; 15. Nat Lewis, Kentucky, 4:24.94; 16. Michael Kiedel, Harvard, 4:25.41.

**1,650-yard freestyle:** *Final*--1. Ryk Neethling, Arizona, 14:43.44; 2. Tyler Painter, Kansas, 15:00.41; 3. Nat Lewis, Kentucky, 15:00.73; 4. Beau Wiebel, Georgia, 15:06.61; 5. Mark Leonard, Eastern Mich., 15:07.19; 6. Michael McWha, Michigan, 15:09.66; 7. Robert Justice, Florida, 15:10.13; 8. Bill Bishop, Minnesota, 15:10.55; 9. Andrew Potts, Michigan, 15:11.76; 10. Kevin Radvany, Stanford, 15:13.03; 11. Austin Ramirez, Virginia, 15:13.31; 12. Chris Rumley, Michigan, 15:14.69; 13. Tim Martin, Harvard, 15:15.39; 14. Magnus Ohlsson, North Caro. St., 15:16.41; 15. Denis Sirringhaus, Harvard, 15:26.06; 16. Erik Jorgenson, Kansas, 15:17.24.

**100-yard backstroke:** *Final*--1. Neil Walker, Texas, 45.25 (meet record; old record 45.43, Brian Retterer, Stanford, 1995); 2. Lenny Krayzelburg, Southern Cal, 46.55; 3. Tom Tracey, Villanova, 47.57; 4. Chip Crush, Auburn, 47.85; 5. Robert Brewer, Georgia, 47.88; 6. Sabir Muhammad, Stanford, 47.92; 7. Carlos Arena, Texas, 48.17; 8. Craig Gilliam, Tennessee, 48.21; *Consolation*--9. Justin Thornton, Tennessee, 48.29; 10. Greg Ruminski, Indiana, 48.56; 11. Derya Buyukuncu, Michigan, 48.64; 12. Michael Bartz, Auburn, 48.70; 13. Shawn McNew, Tennessee, 48.75; 14. John Simmons, Southern Methodist, 48.99; 15. Robb Pantano, Texas A&M, 49.03; 16. Ethan Booker, Michigan, 49.05.

**200-yard backstroke:** *Final*--1. Lenny Krayzelburg, Southern Cal, 1:41.10; 2. Bart Sikora, California, 1:42.95; 3. Kris Babylon, Georgia, 1:43.74; 4. Tate Blahnik, Stanford, 1:44.04; 5. Tom Tracey, Villanova, 1:44.40; 6. Jason Webb, Virginia, 1:44.55; 7. Greg Ruminski, Indiana, 1:44.81; 8. Eithan Urbach, Auburn, 1:45.76; *Consolation*--9. Marko Strahija, Ohio St., 1:44.91; 10. Robert Brewer, Georgia, 1:45.00; 11. Ethan Booker, Michigan, 1:45.63; 12. Gordan Kozulj, California, 1:45.69; 13. Tom Klement, Auburn, 1:46.32; 14. Michael Bartz, Auburn, 1:46.35; 15. Carlos Arena, Texas, 1:46.76; 16. Matthew Cole, Florida, 1:48.65.

**100-yard breaststroke:** *Final*--1. Jeremy Linn, Tennessee, 52.32 (meet record; old record 52.48, Steve Lundquist, Southern Methodist, 1983); 2. Michael Norment, Georgia, 53.58; 3. Adam Jerger, Auburn, 53.75; 4. Nate Thomson, LSU, 54.10; 5. Brendon Dedekind, Florida St., 54.27; 6. Matt Buck, Georgia, 54.51; 7. Vilmos Kovacs, Purdue, 54.71; 8. Jay Schindler, Iowa St., 54.75; *Consolation*--9. Jarrod Marrs, LSU, 54.23; 10. William Shefchik, Brigham Young, 54.75; 11. Barry Wynn, Georgia, 54.77; 12. Kevin Kling, Ohio St., 54.99; 13. Jeff Livingston, Texas, 55.00; 14. Robert Rausch, Northwestern, 55.23; 15. Steve Bonack, North Caro., 55.32; 16. Tom Klement, Auburn, 55.94.

**200-yard breaststroke:** *Final*--1. Jeremy Linn, Tennessee, 1:55.27; 2. Nate Thomson, LSU, 1:56.31; 3. (tie) Vilmos Kovacs, Purdue, and Tom Wilkens, Stanford, 1:56.80; 5. Jarrod Marrs, LSU, 1:57.49; 6. Adam Jerger, Auburn, 1:57.92; 7. Michael Norment, Georgia, 1:58.43; 8. Barry Winn, Georgia, 1:58.68; *Consolation*--9. William Shefchik, Brigham Young, 1:56.82; 10. Matt Buck, Georgia, 1:57.91; 11. Lionel Moreau, Auburn, 1:58.69; 12. Peter Struglinski, Hawaii, 1:58.89; 13. Steve Bonack, North Caro., 1:59.03; 14. Jeff Weiss, North Caro., 1:59.76; 15. Robert Rausch, Northwestern, 2:00.31; 16. Jason Flint, Texas Christian, 2:00.72.

**100-yard butterfly:** *Final*--1. Lars Frolander, Southern Methodist, 46.28; 2. Adam Pine, Nebraska, 46.40; 3. Sabir Muhammad, Stanford, 46.70; 4. Martin Zielinski, Minnesota, 47.00; 5. John Hargis, Auburn, 47.01; 6. Jed Crowe, Stanford, 47.33; 7. Jesus Gonzalez, Florida, 47.40; 8. Bryan Jones, Texas, 47.63; *Consolation*--9. Stephen Parry, Florida St., 47.54; 10. Francisco Sanchez, Arizona St., 47.60; 11. Dan Lindstrom, Auburn, 47.71; 12. Tucker Shade, North Caro., 47.81; 13. Matthew Pierce, Stanford, 48.03; 14. Stephen Clarke, Florida, 48.35; 15. Derya Buyukuncu, Michigan, 48.67; 16. Mike Williams, Southern Cal, 48.72.

**200-yard butterfly:** *Final*--1. Stephen Parry, Florida St., 1:44.28; 2. Jeff Julian, Southern Cal, 1:44.61; 3. Thomas Malchow, Michigan, 1:44.85; 4. Shamek Pietucha, Virginia, 1:45.61; 5. Heath Edwards, Georgia, 1:45.78; 6. Matthew Pierce, Stanford, 1:45.84; 7. Casey Barrett, Southern Methodist, 1:47.25; 8. Thomas Finch, Virginia, 1:48.58; *Consolation*--9. Paul Latimer, Texas, 1:46.85; 10. Mauricio Cunha, LSU, 1:47.41; 11. Dominik Galic, California, 1:47.46; 12. Nelson Mora, Miami (Fla.), 1:47.50; 13. Josh Ilika, Southern Cal, 1:47.52; 14. Bret Awbrey, Southern Cal, 1:47.63; 15. Yoav Meiri, Minnesota, 1:47.88; 16. Devin Howard, Texas A&M, 1:48.17.

**200-yard individual medley:** *Final*--1. Kris Babylon, Georgia, 1:45.19; 2. Scott Tucker, Auburn, 1:45.44; 3. Lionel Moreau, Auburn, 1:46.39; 4. Matt Brown, Purdue, 1:46.56; 5. Tom Wilkens, Stanford, 1:46.57; 6. Bart Sikora, California, 1:47.22; 7. Heath Edwards, Georgia, 1:48.32; 8. Glenn Counts, Stanford, 1:48.35; *Consolation*--9. Chris Archer, Texas, 1:47.37; 10. Shawn McNew, Tennessee, 1:47.49; 11. Paul Latimer, Texas, 1:47.91; 12. Tom Klement, Auburn, 1:48.06; 13. Casey Barrett, Southern Methodist, 1:48.52; 14. Dod Wales, Stanford, 1:49.24; 15. Greg Wriede, Harvard, 1:50.14; 16. Nolan Wood, New Mexico, 1:50.23.

**400-yard individual medley:** *Final*--1. Tom Wilkens, Stanford, 3:45.59; 2. Bart Sikora, California, 3:45.80; 3. Kris Babylon, Georgia, 3:47.14; 4. Matt Brown, Purdue, 3:47.54; 5. Beau Wiebel, Georgia, 3:48.59; 6. Heath Edwards, Georgia, 3:50.21; 7. Rob Iglinski, Indiana, 3:51.06; 8. Artur Rutowski, Fla. Atlantic, 3:51.16; *Consolation*--9. Matt Hall, Tennessee, 3:50.36; 10. Andrew Potts, Michigan, 3:50.45; 11. Greg Wriede, Harvard, 3:50.69; 12. Casey Barrett, Southern Methodist, 3:53.06; 13. Erik Scalise, UNLV, 3:53.48; 14. Ryan Duncan, California, 3:53.66; 15. Lionel Moreau, Auburn, 3:54.51; 16. Bret Awbrey, Southern Cal, 3:54.84.

**One-meter diving:** *Final (17 dives)*--1. Rio Ramirez, Miami (Fla.), 610.05; 2. Evan Stewart, Tennessee, 590.10; 3. Tyce Routson, Miami (Fla.), 575.10; 4. Bryan Gillooly, Miami (Fla.), 552.45; 5. Brent Roberts, Alabama, 523.10; 6. Chris Mantilla, Miami (Fla.), 517.80; 7. Daneil Bergman, Nebraska, 516.65; 8. Ali Al-Hasan, Southern Methodist, 491.70; *Consolation (11 dives)*--9. Paco Rivera, Kentucky, 497.85; 10. Brett Bortolussi, Ohio St., 496.10; 11. Mike Collier, Indiana, 495.55; 12. Adam Terrell, Tennessee, 487.70; 13. Koffi Kla, Auburn, 487.45; 14. Daren Guertin, LSU, 486.70; 15. Mark Naftanel, Texas A&M, 486.50; 16. (tie) Nathan Cook, Brigham Young, and Ryan Harmon, LSU, 481.20.

**Three-meter diving: Final (17 dives)--** 1. Tyce Routson, Miami (Fla.), 643.10; 2. Evan Stewart, Tennessee, 632.80; 3. Rio Ramirez, Miami (Fla.), 624.00; 4. Bryan Gillooly, Miami (Fla.), 584.90; 5. Mike Collier, Indiana, 583.10; 6. Chris Mantilla, Miami (Fla.), 579.05; 7. John Soulakis, Pittsburgh, 541.25; 8. Brett Bortolussi, Ohio St., 511.70; **Consolation (11 dives)--** 9. Jimmy Sjodin, Arizona, 515.50; 10. Daren Guertin, LSU, 514.70; 11. Koffi Kla, Auburn, 507.10; 12. Nathan Cook, Brigham Young, 502.45; 13. Brent Roberts, Alabama, 494.90; 14. Jesus Gil, Iowa, 490.35; 15. Ali Al-Hasan, Southern Methodist, 489.20; 16. Daneil Bergman, Nebraska, 485.45.

**Platform diving: Final (17 dives)--** 1. Tyce Routson, Miami (Fla.), 811.80; 2. Bryan Gillooly, Miami (Fla.), 810.70; 3. Brent Roberts, Alabama, 779.40; 4. Chris Mantilla, Miami (Fla.), 771.60; 5. Mark Naftanel, Texas A&M, 720.30; 6. John Soulakis, Pittsburgh, 714.70; 7. Rio Ramirez, Miami (Fla.), 669.00; 8. Koffi Kla, Auburn, 663.75; **Consolation (11 dives)--** 9. Jimmy Sjodin, Arizona, 436.25; 10. Paco Rivera, Kentucky, 433.25; 11. Daren Guertin, LSU, 431.95; 12. Adam Terrell, Tennessee, 429.70; 13. Mike Collier, Indiana, 420.40; 14. Brett Bortolussi, Ohio St., 413.10; 15. Evan Stewart, Tennessee, 408.30; 16. Brett Wilmot, Michigan, 402.25.

**200-yard freestyle relay: Final--**1. Auburn (Brett Hawke, Matt Busbee, Aaron Ciarla, Nick Shackell), 1:17.54; 2. Texas, 1:17.86; 3. Stanford, 1:17.87; 4. Arizona St., 1:18.32; 5. Nebraska, 1:19.07; 6. Southern Methodist, 1:19.27; 7. Florida St., 1:19.44; 8. Southern Cal, 1:20.49; **Consolation--**9. Georgia, 1:19.79; 10. Harvard, 1:19.88; 11. Florida, 1:20.17; 12. Minnesota, 1:20.18; 13. Toledo, 1:20.20; 14. LSU, 1:20.41; 15. California, 1:20.78; 16. Tennessee, 1:20.82.

**400-yard freestyle relay: Final--**1. Auburn (Brett Hawke, Scott Tucker, Brock Newman, Nick Shackell), 2:51.23; 2. Stanford, 2:53.67; 3. Arizona St., 2:54.32; 4. Texas, 2:54.87; 5. Tennessee, 2:55.87; 6. Southern Methodist, 2:56.06; 7. Nebraska, 2:56.36; 8. Georgia, 3:01.22; **Consolation--**9. Southern Cal, 2:57.00; 10. Michigan, 2:57.34; 11. Florida St., 2:57.42; 12. Minnesota, 2:57.55; 13. North Caro., 2:58.00; 14. California, 2:58.02; 15. Toledo, 2:58.95; 16. Arizona, 2:59.94.

**800-yard freestyle relay: Final--**1. Michigan (Thomas Malchow, Chris Rumley, John Reich, John Piersma), 6:23.51; 2. Auburn, 6:25.73; 3. Texas, 6:27.25; 4. Stanford, 6:28.45; 5. Harvard, 6:28.70; 6. Southern Cal, 6:30.29; 7. Southern Methodist, 6:31.17; 8. Arizona St., 6:32.23; 9. California, 6:32.29; 10. Minnesota, 6:33.72; 11. Florida, 6:35.78; 12. North Caro., 6:35.97; 13. Tennessee, 6:36.17; 14. Alabama, 6:36.96; 15. Nebraska, 6:38.72; 16. Florida St., 6:40.13.

**200-yard medley relay: Final--**1. Auburn (Michael Bartz, Adam Jerger, John Hargis, Brett Hawke) 1:25.40 (meet record; old record 1:25.85, Tennessee, 1996); 2. Texas, 1:25.88; 3. Tennessee, 1:26.08; 4. Stanford, 1:26.63; 5. Minnesota, 1:27.17; 6. Southern Cal, 1:28.41; 7. Florida St., 1:30.07; Nebraska, disqualified; **Consolation--**9. Georgia, 1:28.51; 10. LSU, 1:29.34; 11. Arizona, 1:29.41; 12. Florida, 1:29.67; 13. Texas A&M, 1:29.95; 14. California, 1:29.97; 15. Southern Methodist, 1:30.11; 16. North Caro., 1:30.17.

**400-yard medley relay: Final--**1. Auburn (Michael Bartz, Adam Jerger, John Hargis, Brock Newman), 3:08.96; 2. Texas, 3:09.53; 3. Stanford, 3:10.65; 4. Tennessee, 3:10.79; 5. Southern Cal, 3:11.68; 6. Georgia, 3:12.71; 7. Florida St., 3:15.92; Southern Methodist, disqualified; **Consolation--**9. Florida, 3:14.80; 10. Nebraska, 3:14.82; 11. Minnesota, 3:15.25; 12. Arizona, 3:16.76; 13. North Caro., 3:16.78; 14. Virginia, 3:16.84; LSU and Texas A&M, disqualified.



[Home](#) | [General Information](#) | [The NCAA News](#) | [Sports Library](#) | [College Bound](#) | [Sports Lists](#)  
[Championships](#) | [Statistics](#) | [Databases](#) | [Help/Contents](#) | [Staff e-mail](#) | [News Releases](#)

Site Content and Development copyright © 1996 National Collegiate Athletic Association  
Site Design/Build by [MAI Interactive, L.L.C.](#)  
Questions or Comments? Contact [The NCAA](#).

**MEN'S SWIMMING**

**First Team**

Scott Claypool, STAN.....	Jr.....	3.02.....	Psychology
Christian Claytor, CAL.....	Jr.....	3.38.....	Political Science
Jed Crowe, STAN.....	Jr.....	3.35.....	Mechanical Engineering
Greg deHart, WASH.....	Sr.....	3.36.....	Biology
Ken Divelbess, WASH.....	Jr.....	3.43.....	English and French
Eddie Durham, USC.....	Jr.....	3.70.....	Engineering
Brad Francis, USC.....	Sr.....	3.19.....	Business Administration
Adam Grodzki, ARIZ.....	Sr.....	3.37.....	Marketing
Scott Jones, STAN.....	Sr.....	3.60.....	Mechanical Engineering
Jonathon Lischke, STAN.....	Sr.....	3.52.....	Economics
Mark Morishige, CAL.....	Jr.....	3.86.....	Human Biodynamics
Sabir Muhammad, STAN.....	Jr.....	3.00.....	International Relations
Matt Pierce, STAN.....	So.....	3.29.....	Psychology and Religious Studies
Dustin Shigeno, WASH.....	Sr.....	3.85.....	Business Administration
Abe Wick, ARIZ.....	Sr.....	3.09.....	Molecular and Cellular Biology
Tom Wilkens, STAN.....	Jr.....	3.00.....	Political Science

**Second Team**

Juan Beltran, ASU.....	Jr.....	3.42.....	Economics
Adam Crossen, USC.....	Sr.....	3.03.....	Exercise Science
Guillermo Diaz De Leon, ASU.....	So.....	3.34.....	Pre-Business
Ryan Duncan, CAL.....	Sr.....	3.12.....	Economics
Justin Ewers, STAN.....	So.....	3.28.....	History
David Gaggero, CAL.....	So.....	3.57.....	Undeclared
Dominik Galic, CAL.....	Jr.....	3.35.....	Undeclared
Cam Gravrock, WASH.....	Sr.....	3.02.....	Psychology
Geoffrey Hansen, ARIZ.....	Sr.....	3.13.....	History
Gordon Kozulij, CAL.....	So.....	3.19.....	Undeclared
David Meca, USC.....	Sr.....	3.14.....	Theater
Mike Melley, ASU.....	Sr.....	3.33.....	Purchasing/Logistics
Stephen Mott, WASH.....	Sr.....	3.07.....	Psychology
Chris Olson, STAN.....	Jr.....	3.31.....	Psychology
Barosz Sikora, CAL.....	Jr.....	3.30.....	Undeclared
David Taylor, USC.....	So.....	3.68.....	Computer Science

**Honorable Mention**

Scott Brown, ASU.....	So.....	3.35.....	Electrical Engineering
Jason Hatcher, ASU.....	So.....	3.49.....	Pre-Business
Alex Silver, CAL.....	So.....	3.35.....	Undeclared

**WOMEN'S SWIMMING**

**First Team**

Kathrin Allen, WASH.....	Sr.....	3.57.....	Biochemistry
Sarah Anderson, STAN.....	Sr.....	3.23.....	Sociology
Amy Avicola, WASH.....	Sr.....	3.65.....	Biochemistry/Biology
Kelly Blackstock, ARIZ.....	Jr.....	4.00.....	Exercise and Sports Science
Heather Branstetter, ARIZ.....	Jr.....	3.65.....	Exercise and Sports Sciences
Stefanie Forrest, STAN.....	Sr.....	3.75.....	Material Science and Engineering

- More -

Claudia Franco, STAN.....	Sr.....	3.38.....	Psychology
Megan Gardner, STAN.....	Sr.....	3.38.....	Communication
Rachel Hawley, WSU.....	Sr.....	3.94.....	Zoology
Rose Huelskamp, UCLA.....	Jr.....	3.47.....	Sociology
Michelle Jespersen, STAN.....	Sr.....	3.04.....	Earth Systems
Katrina Pfeuffer, ASU.....	So.....	3.55.....	Exercise Science and Physical Educ.
Kristine Quance, USC.....	Sr.....	3.12.....	Communications
Claudia Stanescu, ARIZ.....	Sr.....	3.85.....	Exercise and Sports Sciences
Shireen Taylor, OSU.....	Sr.....	3.94.....	Biology
Tracy Wilcox, UCLA.....	Jr.....	3.85.....	Civil Engineering

**Second Team**

Jenny Alessandra, USC.....	Sr.....	3.51.....	Psychology
Kelly Cole, WASH.....	Sr.....	3.24.....	Sociology and Society and Justice
Michelle Collins, STAN.....	Jr.....	3.28.....	American Studies
Tamara Coulter, WSU.....	Jr.....	3.51.....	Pre-Medicine
Lindsay Etter, UCLA.....	Jr.....	3.05.....	Pre-Psychology
Amanda Hall, UCLA.....	So.....	3.31.....	Pre-Communication Studies
Amber Hanley, WSU.....	Sr.....	3.48.....	Biology
Shannon Hosack, ARIZ.....	Jr.....	3.14.....	Family Studies
Amy Oberhelman, STAN.....	Jr.....	3.52.....	Human Biology
Julie Ocken, WASH.....	Jr.....	3.61.....	English
Katherine Reding, CAL.....	Jr.....	3.31.....	Mass Communication
Jean Ellis Todisco, USC.....	Jr.....	3.12.....	Environmental Studies
Janette Townsend, OSU.....	Sr.....	3.78.....	Business Administration
Amy Vastine, CAL.....	Sr.....	3.56.....	Nutrition
Kathryn Williams, ASU.....	Sr.....	3.50.....	Early Childhood Education
Carissa Zenorini, STAN.....	So.....	3.57.....	Undeclared

**Honorable Mention**

Kristin Imwalle, CAL.....	So.....	3.53.....	Undeclared
Jodi Jackson, STAN.....	So.....	3.28.....	Undeclared
Jill Jenkins, UCLA.....	Jr.....	3.16.....	Pre-Psychology
Giana Johnson, CAL.....	So.....	3.05.....	Undeclared
Marcie Jones, WASH.....	So.....	3.34.....	Political Science
Traci Lamoure, OSU.....	Jr.....	3.20.....	Psychology
Cheryl Murphy, CAL.....	So.....	3.27.....	Undeclared
Melissa Newman, ASU.....	Sr.....	3.14.....	Education
Erinn Noeth, UCLA.....	So.....	3.22.....	Physiological Science
Lara Potter, UCLA.....	Jr.....	3.36.....	Pre-Political Science
Kristin Sherrill, WASH.....	Sr.....	3.19.....	Sociology
Emily Smith, STAN.....	So.....	3.04.....	Undeclared
Julie Thom, WSU.....	So.....	3.59.....	Kinesiology
Aimee Walters, WSU.....	So.....	3.00.....	Hotel Administration
Miranda Walz, UCLA.....	Jr.....	3.34.....	Political Science

# Men's, women's swimming teams receive all-academic honors

The College Swimming Coaches Association of America (CSCAA) has announced the teams that achieved all-academic honors for the 1996 fall semester.

To qualify for honors, a team must have a combined grade-point average of at least 2.800 (4.000 scale) during the fall semester. The CSCAA recognizes a grade-point average of 2.800 or higher as commendable, 3.000 or higher as excellent and 3.250 or higher as superior.

In all, 189 teams were honored. Emory's men's team posted the highest GPA (3.430) of any team in any division. Twenty-six additional teams achieved the CSCAA's superior rating.

The following teams received all-academic honors and posted the listed overall GPAs, according to the CSCAA:

## Division I men

Rice, 3.260; Dartmouth, 3.200; South Carolina, 3.169; Yale, 3.133; Bradley, 3.130; California, 3.100; Bowling Green, 3.080; Villanova, 3.080; Miami (Florida), 3.050; UNLV, 3.050; Michigan State, 3.038; Niagara, 3.020; Duquesne, 3.010; Minnesota, 3.010; Georgetown, 3.009; Brigham Young, 3.000; Southern Illinois, 3.000; Iowa, 2.990; Buffalo, 2.980; Northeastern Illinois, 2.980; Davidson, 2.970; William and Mary, 2.950; Arizona State, 2.940; Richmond, 2.930; Texas Christian, 2.930; Notre Dame, 2.921; Air Force, 2.910; Ohio State, 2.910; Wisconsin-Green Bay, 2.900; Texas A&M, 2.895; Bucknell, 2.890; Alabama, 2.887; North Carolina State, 2.875; North Carolina-Wilmington, 2.870; Valparaiso, 2.868; North Carolina, 2.860; Eastern Michigan, 2.830; Hawaii, 2.810;

Penn State, 2.810; Providence, 2.810.

## Division I women

Penn State, 3.340; Duquesne, 3.330; Georgetown, 3.327; Wisconsin-Green Bay, 3.300; UNLV, 3.280; Yale, 3.255; Villanova, 3.230; Valparaiso, 3.209; Bradley, 3.200; Northern Illinois, 3.180; Washington State, 3.180; Buffalo, 3.170; Southern Illinois, 3.158; California, 3.150; La Salle, 3.150; Alabama, 3.145; Charleston (South Carolina), 3.144; Fresno State, 3.140; Iowa State, 3.140; Ball State, 3.131; Ohio State, 3.130; Rice, 3.120; Rider, 3.115; Southern Methodist, 3.110; Cal State Northridge, 3.107; Davidson, 3.105; Maryland, 3.106; Niagara, 3.090; Pittsburgh, 3.090; Northern Iowa, 3.070; Bucknell, 3.060; Miami (Florida), 3.060; Wisconsin-Milwaukee, 3.057; Notre Dame, 3.048; Colorado State, 3.047; Texas Christian, 3.043; St. John's (New York), 3.038; Iowa, 3.034; Brigham Young, 3.030; Michigan, 3.030; North Carolina, 3.028; Ohio, 3.028; Bowling Green, 3.020; North Carolina State, 3.016; Lafayette, 2.990; Texas A&M, 2.989; North Carolina-Wilmington, 2.980; Iona, 2.970; Providence, 2.960; Air Force, 2.950; William and Mary, 2.946; Richmond, 2.940; Hawaii, 2.880; Virginia, 2.880; Northeastern Illinois, 2.840; Wyoming, 2.824; UC Santa Barbara, 2.805.

## Division II men

Missouri-Rolla, 3.140; Drury, 3.068; Henderson State, 3.050; Wayne State (Michigan), 3.050; Metropolitan State, 2.912; Denver, 2.910; Wheeling Jesuit, 2.900; Grand Valley State, 2.849; Southern Connecticut State, 2.822.

## Division II women

Denver, 3.279; Ashland, 3.159; Wayne State (Michigan), 3.120; Grand

Valley State, 3.106; Henderson State, 3.100; Northern Colorado, 3.052; Drury, 3.044; Metropolitan State, 3.030; Hillsdale, 3.013; Mankato State, 2.930.

## Division III men

Emory, 3.430; Rochester, 3.420; Macalester, 3.360; Grinnell, 3.310; Misericordia, 3.310; Augustana (Illinois), 3.270; Bethany (West Virginia), 3.270; New York University, 3.240; Vassar, 3.240; Chicago, 3.233; Albion, 3.123; Carnegie Mellon, 3.100; Carleton, 3.070; Grove City, 3.070; Brandeis, 3.045; St. Thomas (Minnesota), 3.043; Wabash, 3.020; Alma, 3.000; Bates, 2.990; Middlebury, 2.977; Dickinson, 2.960; Franklin & Marshall, 2.960; Trinity (Connecticut), 2.955; Illinois Wesleyan, 2.925; Washington (Maryland), 2.920; Principia, 2.892; Buffalo State, 2.870; Salisbury State, 2.870; Albright, 2.868.

## Division III women

Vassar, 3.420; Wellesley, 3.380; Chicago, 3.326; New York University, 3.315; Macalester, 3.300; Pomona-Pitzer, 3.290; Tufts, 3.290; Mount Union, 3.289; Regis (Massachusetts), 3.259; North Central, 3.254; Albion, 3.251; Emory, 3.250; Springfield, 3.212; Illinois Wesleyan, 3.209; Grinnell, 3.200; Rochester, 3.190; Carthage, 3.188; Augustana (Illinois), 3.180; Bates, 3.180; Franklin & Marshall, 3.180; Ohio Wesleyan, 3.180; Scranton, 3.180; Brandeis, 3.178; Rockford, 3.177; St. Olaf, 3.170; Salisbury State, 3.170; Albright, 3.163; Carleton, 3.150; Middlebury, 3.119; Dickinson, 3.110; Washington and Lee, 3.096; Trinity (Connecticut), 3.089; DePauw, 3.080; St. Thomas (Minnesota), 3.048; Principia, 3.041; Buffalo State, 3.020; Misericordia, 3.020; Bethany (West Virginia), 3.011; Clark (Massachusetts), 3.005; Alfred, 3.000; Marymount (Virginia), 2.998; Carnegie Mellon, 2.990; Washington and Jefferson, 2.910; Luther, 2.900.