



PAC-10 NEWS

800 South Broadway, Suite 400 • Walnut Creek, California 94596
Telephone (510) 932-4411 • Fax (510) 932-4601 • <http://www.pac-10.org>

For Immediate Release: Monday, February 23, 1998
Contact: Joe Lang

PAC-10 CONFERENCE WOMEN'S SWIMMING CHAMPIONSHIPS THIS WEEK

WHAT: Pacific-10 Conference Women's Swimming Championships

WHERE: Belmont Shores Olympic Pool, Long Beach, Calif.

WHO: Women's swimming teams from ARIZONA, ARIZONA STATE, CALIFORNIA, OREGON STATE, STANFORD, UCLA, USC, WASHINGTON and WASHINGTON STATE will compete for the 1998 Pac-10 Women's Swimming Championship.

WHEN: Thursday through Saturday, February 26-28, 1998; Preliminaries begin at 11 a.m. each morning and finals begin at 6 p.m. each evening.

TICKETS: Tickets for the 1998 Pacific-10 Conference Women's Swimming Championships are available at the Belmont Plaza on the day of the event only. All session passes are \$15 for adults and \$8 for students and youths. Single day passes are \$6 for adults and \$3 for students and youths.

MEDIA CONTACT: The UCLA sports information office will handle publicity of the 1998 Women's Swimming Championships. Danny Harrington, sports information assistant, can be reached at (310) 206-6831.

MEET RESULTS: At the conclusion of each session, results will be posted on the Pac-10 FaxBack system. Please contact Joe Lang at the Pacific-10 Conference office for more information.

SWIMMERS TO WATCH: STANFORD sophomore Catherine Fox looks to defend the Pac-10 Championships she won as a freshman. Fox, the defending NCAA Champion in the 50 freestyle and the 100 backstroke, claimed Conference titles in the 100 butterfly, 100 backstroke and 100 freestyle a year ago. Fox has already qualified for the NCAA Championships in the 100 and 200 backstrokes, as has teammate Misty Hyman, who will be formidable in the 100 and 200 butterfly races. ARIZONA will rely on Denali Knapp and Laurie Kline, both of whom have NCAA qualifying times, to have strong performances. Knapp is a contender in the 100 and 200 backstroke and Kline looks to defend her 500 and 1650 Pac-10 freestyle titles. Looking to challenge Kline is USC's Lindsay Benko, who won the NCAA title in both the 200 backstroke and the 500 freestyle in 1997. Benko claimed the Pac-10 200 freestyle crown a year ago and finished second to Kline in the 500 Free. CAL junior Marylyn Chiang is an NCAA qualifier in the 100 butterfly and the 100 backstroke and placed third in the Conference in the former event last season. Chiang also placed second in the 200 individual medley and third in the 200 backstroke at the 1997 Pac-10 meet. Meet host UCLA is paced by three-time All-American Lindsay Etter, the defending Conference champion in the 100 breaststroke and the runner-up in the 200 breaststroke.

LAST YEAR: Stanford won its 11th consecutive Conference title, finishing ahead of eventual NCAA Champion USC, 1573 to 1205.

TEAM RESULTS

1.	STAN	1573.0
2.	USC	1205.0
3.	ARIZ	1090.5
4.	CAL	911.0
5.	UCLA	862.0
6.	ASU	833.5
7.	WASH	478.0
8.	WSU	322.0
9.	OSU	243.0

DEFENDING INDIVIDUAL CHAMPIONS

500 free	Laurie Kline, ARIZ.....	4:43.78
100 fly	Catherine Fox, STAN.....	53.27
200 free	Lindsay Benko, USC.....	1:47.85
100 breast	Lindsay Etter, UCLA.....	1:01.64
100 back	Catherine Fox, STAN.....	53.75
1650 free	Laurie Kline, ARIZ.....	16:12.02
100 free	Catherine Fox, STAN.....	48.90
200 fly	Jean Ellis Todisco, USC.....	1:59.72

NCAA CHAMPIONSHIPS: The NCAA Women's Swimming Championships will be held in Minneapolis, Minnesota on March 19-21, 1998.

Pac-10 Properties would like to recognize and thank our growing family of Corporate Partners:



A joint venture between the Pac-10 Conference and FOX Sports Net



Eric Magnuson, Executive Director
510.932.3355/Fax 510.746.2250
emagnuson@pac-10.org



PAC-10 NEWS

800 South Broadway, Suite 400 • Walnut Creek, California 94596
Telephone (510) 932-4411 • Fax (510) 932-4601 • <http://www.pac-10.org>

PAC-10 CONFERENCE DIVING CHAMPIONSHIPS THIS WEEK

WHAT: Pacific-10 Conference Men's and Women's Diving Championships

WHERE: Mona Plummer Aquatic Center, Tempe, Ariz.

WHO: Teams from ARIZONA, ARIZONA STATE, CALIFORNIA, STANFORD, UCLA, USC and WASHINGTON will compete for the 1998 Pac-10 Men's Diving Championship and teams from ARIZONA, ARIZONA STATE, CALIFORNIA, OREGON STATE, STANFORD, UCLA, USC, WASHINGTON and WASHINGTON STATE will compete for the 1998 Pac-10 Women's Diving Championship.

WHEN: Thursday through Saturday, February 26-28, 1998

SCHEDULE:

Thu., Feb. 26

9:30 a.m. Women's One Meter Preliminaries
1:30 p.m. Men's Three Meter Preliminaries
4 p.m. Women's One Meter Finals
4:45 p.m. Men's Three Meter Finals

Fri., Feb. 27

9:30 a.m. Men's One Meter Preliminaries
1:30 p.m. Women's Three Meter Preliminaries
4 p.m. Men's One Meter Finals
4:45 p.m. Women's Three Meter Finals

Sat., Feb. 28

11 a.m. Men's & Women's Platform

TICKETS: Tickets for the 1998 Pacific-10 Conference Men's and Women's Diving Championships are \$5 per day and \$12 for an all-session pass (adults). Student tickets are \$3 per day and \$7 for an all-session pass.

MEDIA CONTACT: The Arizona State media relations office will handle publicity of the 1998 Men's and Women's Diving Championships. Steve Rodriguez, sports information assistant, can be reached at (602) 965-6592.

MEET RESULTS: At the conclusion of each session, results will be posted on the Pac-10 FaxBack system. Please contact Joe Lang at the Pacific-10 Conference office for more information.

NCAA CHAMPIONSHIPS: The NCAA Women's Diving Championships will take place Thursday through Saturday, March 19-21, in Minneapolis, Minnesota. The NCAA Men's Diving Championships will take place Thursday through Saturday, March 26-28, in Auburn, Alabama.

**1998 PACIFIC-10 CONFERENCE WOMEN'S SWIMMING
CHAMPIONSHIPS
Belmont Plaza Pool - Long Beach, California.**

February 26 - Day One Finals

TEAM SCORES after Day One (Scores do not include diving):

1. Stanford	366.5
2. Arizona	303.5
3. Southern California	302.5
4. California	292.0
5. UCLA	200.5
6. Arizona State	157.0
7. Washington	121.5
8. Washington State	104.5
9. Oregon State	76.0

500 FREESTYLE

1. Trina Jackson, UA	4:39.96 (meet record)
2. Laurie Kline, UA	4:42.92
3. Lindsay Benko, USC	4:43.27
4. Lauren Thies, STAN	4:45.49
5. Cindy Bertelink, UCLA	4:45.51
6. Kim Black, USC	4:46.76
7. Amy Oberhelman, STAN	4:47.58
8. Heather Branstetter, UA	4:53.32

200 INDIVIDUAL MEDLEY

1. Elli Overton, CAL	1:58.25 (meet record)
2. Waen Minpraphal, CAL	2:00.35
3. Gabrielle Rose, STAN	2:01.04
4. Elin Austevoll, STAN	2:01.16
5. Carolyn Adel, ASU	2:02.55
6. Jean Dodisco, USC	2:02.68
(tie) Addy Eisner, UW	2:02.68
8. Chantal Rawn, STAN	2:03.24

50 FREESTYLE

1. Catherine Fox, STAN	22.69
(tie) Siobhan Cropper, STAN	22.69
3. Shannon Hosack, UA	23.03
(tie) Keiko Price, UCLA	23.03
5. Liesl Kolbisen, UA	23.32
6. Haley Cope, CAL	23.37
7. Anya Kolbisen, CAL	23.48
8. Jill Jenkins, UCLA	23.51

200 FREESTYLE RELAY

1. Stanford (Cropper, Hyman, Gassner, Fox)	1:30.98 (meet record)
2. Arizona (Hosack, Kolbisen, Knapp, Farella)	1:31.07
3. California (Mattos, Cope, Kolbisen, Omphroy)	1:32.10
4. UCLA (Jenkins, Thompson, Castellano, Price)	1:33.82
5. Southern California (Campbell, Giampietro, Francis, Black)	1:33.97
6. Arizona State (Adel, Sohlen, Ericson, Taylor)	1:35.46
7. Washington State (Chisholm, Keller, Griffiths, Coulter)	1:35.70
8. Washington (Nagata, Thompson, Dyer, Harris)	1:35.90
9. Oregon State (Lamoure, Higuera, Hsieh, Stephens)	1:37.11

400 MEDLEY RELAY

1. Stanford (Fox, Austevoll, Hyman, Cropper)	3:38.13 (meet record)
2. California (Chiang, Jaltner, Minpraphal, A. Kolbisen)	3:41.26
3. UCLA (Jenkins, Etter, Goodwin, Price)	3:42.77
4. Arizona (Knapp, Wilson, Hosack, Kolbisen)	3:44.14
5. Southern California (Benko, Todisco, Campbell, Black)	3:45.99
6. Washington (Elsner, Shaul, Nagata, Dyer)	3:49.62
7. Washington State (Hohmann, Eldridge, Ewan, Keller)	3:49.82
8. Arizona State (Johansson, Miller, Houser, Adel)	3:49.89
9. Oregon State (Stephens, Severance, Higuera, Lamoure)	3:57.79

ONE-METER DIVING

1. Dorte Linder, USC	420.45
2. Adrian David, UA	389.15
3. Natasha Chikina, USC	384.55
4. Carissa Zenorini, STAN	380.4
5. Katrina Pfeuffer, ASU	369.7
6. Rose Huelskamp, UCLA	367.65
7. Tracy Wilcox, UCLA	363.95
8. Erin Sones, STAN	327.1



Morgan Center P.O. Box 24044 Los Angeles, CA 90024-0044 (310) 825-0699

1998 Pac-10 Women's Swimming Championships
Belmont Plaza Pool • Long Beach, Calif.
Friday, February 27, 1998

Day Two Final Results

200 Yard Medley Relay

1. Stanford (Hyman, Austevoll, Amey, Cropper)	1:41.42
2. Arizona (Knapp, Wilson, Hosack, Farella)	1:42.64
2. UCLA (Jenkins, Wines, Goodwin, Price)	1:42.64
4. California (Cope, Jaltner, Chiang, Mattos)	1:42.74
5. USC (Benko, Todisco, Campbell, Giampietro)	1:44.76
6. Washington (Elsner, Shaull, Nagata, Dyer)	1:45.99
7. Arizona State (Johansson, Pomella, Houser, Sohlen)	1:46.55
8. Washington State (Hohmann, Eldridge, Griffiths, Chisholm)	1:46.85
9. Oregon State (Novak, Severance, Hsieh, Higuera)	1:52.33

400 Yard Individual Medley

1. Elli Overton (Cal)	4:11.68
2. Jean Todisco (USC)	4:14.81
3. Brittany White (USC)	4:14.91
4. Lauren Thies (Stanford)	4:15.31
5. Carolyn Adel (ASU)	4:18.47
6. Corrie Murphy (USC)	4:19.84
7. Evi-Lynn Byer (Stanford)	4:22.45
8. Cindy Bertelink (UCLA)	4:23.97

100 Yard Butterfly

1. Misty Hyman (Stanford)	53.35
2. Shannon Hosack (Arizona)	54.53
3. Beth Goodwin (UCLA)	54.66
4. Karen Campbell (USC)	54.92
5. Jessica Amey (Stanford)	55.05
6. Maureen Phillips (Arizona)	55.15
7. Jill Jenkins (UCLA)	55.25
8. Siobhan Cropper (Stanford)	55.36

200 Yard Freestyle

1. Lindsay Farella (Arizona)	1:47.41
2. Laurie Kline (Arizona)	1:47.45
3. Kim Black (USC)	1:47.79
4. Keiko Price (UCLA)	1:47.81
5. Anya Kolbisen (Cal)	1:47.95
6. Lindsay Benko (USC)	1:48.43
7. Liesl Kolbisen (Arizona)	1:49.25
8. Lindsay Gassner (Stanford)	1:52.08

100 Yard Breaststroke

1. Lindsay Eiter (UCLA)	1:01.28 (Pac-10 Meet Record)
2. Elin Austuvoll (Stanford)	1:01.67
3. Amber Wines (UCLA)	1:02.13
4. Hanna Jaltner (Cal)	1:03.17
5. Gabrielle Rose (Stanford)	1:03.79
6. Erin Eldridge (Washington State)	1:04.39
7. Jenni Brelsford (Cal)	1:04.98
8. Tina Smith (Arizona)	1:05.01

100 Yard Backstroke

1. Catherine Fox (Stanford)	53.01
2. Marilyn Chiang (Cal)	54.09
3. Haley Cope (Cal)	54.89
4. Denall Knapp (Arizona)	55.05
5. Suzanne Toledo (Stanford)	55.77
6. Camilla Johansson (ASU)	56.16
7. Chantal Rawn (Stanford)	56.42
8. Jill Jenkins (UCLA)	56.95

800 Yard Freestyle Relay

1. Stanford (Rose, Hyman, Thies, Fox)	7:12.14 (Pac-10 Meet Record)
2. Arizona (Jackson, Farella, Kolbisen, Kline)	7:13.37
3. USC (Francis, Black, Lyon, Benko)	7:22.00
4. California (Chiang, Kolbisen, Onphroy, Overton)	7:25.77
5. ASU (Erikson, Adel, Murphy, Wilson)	7:29.58
6. UCLA (Bertelink, Goodwin, Thompson, Castellano)	7:32.56
7. Oregon State (Lamoure, Hsieh, Stephens, Eslinger)	7:37.63
8. Washington (Keller, Weidnerhead, Harris, Elsner)	7:37.63

Women's 3-Meter Diving (Held in Tempe, Ariz.)

1. Dorte Linder (USC)	540.15
2. Natalya Chikina (USC)	478.35
3. Rose Huelskamp (UCLA)	455.65
4. Erin Sones (Stanford)	441.35
5. Carissa Zenorinni (Stanford)	440.35
6. Kim Powers (Stanford)	437.95
7. Adrian David (Arizona)	433.3
8. Karina Pfeuffer (Arizona State)	414.4



1998 Pac-10 Women's Swimming Championships
Belmont Plaza Pool • Long Beach, Calif.
Saturday, February 28, 1998

• Following are the final results from the last day of competition at the 1998 Pacific-10 Women's Swimming Championships.

FINAL TEAM STANDINGS

1. Stanford	1405.5
2. USC	1210.5
3. Arizona	1060.5
4. California	927.5
5. UCLA	899.0
6. Arizona State	712.0
7. Washington	413.5
8. Washington State	298.5
9. Oregon State	223.0

1650 Yard Freestyle

1. Trina Jackson (Arizona)	15:57.73
2. Laurie Kline (Arizona)	16:01.55
3. Alexis Binder (USC)	16:30.28
4. Amy Oberheuser (Stanford)	16:32.27
5. Heather Branstetter (Arizona)	16:37.68
6. Cindy Bertelink (UCLA)	16:39.67
7. Carolyn Adel (ASU)	16:44.08
8. Melissa Pavlik (USC)	16:45.63

200 Yard Backstroke

1. Misty Hyman (Stanford)	1:54.84
2. Lindsay Benko (USC)	1:57.03
3. Marilyn Chiang (Cal)	1:57.05
4. Denali Knapp (Arizona)	1:57.11
5. Evi-Lynn Ryer (Stanford)	1:58.89
6. Camilla Johansson (ASU)	1:58.90
7. Corrie Murphy (USC)	2:00.28

100 Yard Freestyle

1. Catherine Fox (Stanford)	49.74
2. Liesl Kolbisen (Arizona)	49.49
3. Sharaton Hosack (Arizona)	49.51
4. Keiko Price (UCLA)	49.57
5. Nicole Omphroy (Cal)	50.19
6. Anya Kolbisen (Cal)	50.73
7. Slobhan Cropper (Stanford)	50.50
8. Lindsay Gassner (Stanford)	50.87

200 Yard Breaststroke

1. Elin Austevoll (Stanford)	2:11.18
2. Lindsay Etter (UCLA)	2:11.94
3. Brittany White (USC)	2:15.37
4. Erin Eldridge (Washington State)	2:16.90
5. Alison Fealey (Stanford)	2:19.82
6. Hillary Biscay (USC)	2:20.56
7. Alyson Miller (ASU)	2:21.26
8. Carrie Anderson (ASU)	2:22.58

200 Yard Butterfly

1. Misty Hymau (Stanford)	1:56.74
2. Eli Overton (Cal)	1:57.64
3. Wren Minniphall (Cal)	1:58.57
4. Trina Jackson (Arizona)	1:59.63
5. Emily Ayers (USC)	2:00.56
6. Jean Todisco (USC)	2:00.60
7. Lauren Tries (Stanford)	2:00.82
8. Maureen Phillips (Arizona)	2:01.21

400 Yard Freestyle Relay

1. Arizona (Hosack, Farella, Knapp, Kolbisen)	3:17.20 (Meet Record)
2. Stanford (Cropper, Smith, Bicknell, Fox)	3:18.16
3. California (Cope, Kolbisen, Mattos, Omphroy)	3:20.68
4. UCLA (Jenkins, Castellano, Thompson, Price)	3:22.59
5. USC (Black, Benko, Giampietro, Campbell)	3:24.80
6. Arizona State (Adel, Murphy, Elwonger, Ericson)	3:25.91
7. Washington State (Keller, Griffiths, Coulter, Clisholm)	3:27.84
8. Washington (Elsner, Dyer, Thompson, Nagata)	3:28.03

Platform Diving (In Tempe, Ariz.)

1. Kim Powers (Stanford)	359.95
2. Katrina Pfeuffer (ASU)	330.25
3. Natasha Childna (USC)	323.75
4. Delilah More (UCLA)	304.2
5. Anne Baghranian (UCLA)	284.2
6. Tracy Wilcox (UCLA)	279.25
7. Caryn Doller (USC)	269.8
8. Jill Berg (Arizona)	259.05

1998 Pacific-10 Conference Diving Championships
February 26-28, 1998 • Mona Plummer Aquatic Center • Arizona State University

February 26**Women's 1-Meter Preliminaries**

	Diver	School	Score
1.	Dorte Lindner	USC	412.45
2.	Carissa Zenorini	Stanford	390.1
3.	Katrina Pfeuffer	Arizona State	375.9
3.	Natalya Chikina	USC	375.9
5.	Rose Huelskamp	UCLA	373.45
6.	Adrian David	Arizona	339.05
7.	Erin Sones	Stanford	332.45
8.	Tracy Wilcox	UCLA	327.9
9.	Taylor Sherman	USC	323.2
10.	Melissa Newman	Arizona State	306.4
11.	Shawn Sinesky	Stanford	306.05
12.	Mandy Contreras	Arizona State	305.55
13.	Caryn Doller	USC	303.15
14.	Kelly Blackstock	Arizona	295.3
15.	Kari Kokka	Stanford	292.0
16.	Kim Powers	Stanford	291.7
17.	Meghan Newlin	USC	284.3
18.	Hillary Grubb	California	280.55
19.	Maureen Bird	Arizona State	278.5
20.	Anne Baghrmian	UCLA	278.0
21.	Ami Achrekar	UCLA	274.45
22.	Danielle Duris	California	273.3
23.	Jill Berg	Arizona	270.45
24.	Ami Hlavaz	California	252.35
25.	Delilah Moore	UCLA	251
26.	Tricia Tempio	Stanford	245.5

Women's 1-Meter Finals

	Diver	School	Score
1.	Dorte Lindner	USC	420.45
2.	Adrian David	Arizona	389.15
3.	Natasha Chikina	USC	384.55
4.	Carissa Zenorini	Stanford	380.4
5.	Katrina Pfeuffer	Arizona State	369.7
6.	Rose Huelskamp	UCLA	367.65
7.	Tracy Wilcox	UCLA	363.95
8.	Erin Sones	Stanford	327.1

1998 Pacific-10 Conference Diving Championships
February 26-28, 1998 • Mona Plummer Aquatic Center • Arizona State University

February 27**Women's 3-Meter Preliminaries**

	Diver	School	Score
1.	Dorte Lindner	USC	504.75
2.	Carissa Zenorini	Stanford	471.45
3.	Natasha Chikina	USC	448.0
4.	Kim Powers	Stanford	442.55
5.	Rose Huelskamp	UCLA	438.75
6.	Katrina Pfeuffer	Arizona State	436.55
7.	Erin Sones	Stanford	417.6
8.	Adrian David	Arizona	398.25
9.	Tracy Wilcox	UCLA	393.8
10.	Melissa Newman	Arizona State	377.6
11.	Shawn Sinesky	Stanford	362.65
12.	Mandy Contreras	Arizona State	355.95
13.	Taylor Sherman	USC	352.25
14.	Annie Baghramian	UCLA	348.8
15.	Danielle Duris	California	343.05
16.	Jill Berg	Arizona	337.3
17.	Caryn Doller	USC	335.7
18.	Tricia Tempio	Stanford	328.5
19.	Molly Bird	Arizona State	325.0
20.	Meghan Newlin	USC	310.3
21.	Kelly Blackstock	Arizona	306.1
22.	Delilah More	UCLA	302.65
23.	Hilary Grubb	California	298.8
24.	Amy Hlavaz	California	285.25
25.	Armita Achrekar	UCLA	261.55

Women's 3-Meter Finals

	Diver	School	Score
1.	***Dorte Lindner	USC	540.15
2.	Natasha Chikina	USC	478.35
3.	Rose Huelskamp	UCLA	455.65
4.	Erin Sones	Stanford	441.35
5.	Carissa Zenorinni	Stanford	440.45
6.	Kim Powers	Stanford	437.95
7.	Adrian David	Arizona	433.3
8.	Katrina Pfeuffer	Arizona State	414.4

***Pac-10 Record

1998 Pacific-10 Conference Diving Championships
February 26-28, 1998 • Mona Plummer Aquatic Center • Arizona State University

February 28

Women's Platform Final

	<u>Diver</u>	<u>School</u>	<u>Score</u>
1.	Kim Powers	Stanford	359.95
2.	Katrina Pfeuffer	Arizona State	330.25
3.	Natasha Chikina	USC	323.75
4.	Delilah Moore	UCLA	304.2
5.	Anne Baghramian	UCLA	284.2
6.	Tracy Wilcox	UCLA	279.25
7.	Caryn Doller	USC	269.8
8.	Jill Berg	Arizona	259.05
9.	Mandy Contreras	Arizona State	258.95
10.	Shawn Sinesky	Stanford	255.35
11.	Kelly Blackstock	Arizona	253.8
12.	Taylor Sherman	USC	251.75
13.	Molly Bird	Arizona State	251.1
14.	Amita Achrekar	UCLA	241.0
15.	Meghan Newlin	USC	240.65
16.	Hilary Grubb	California	218.3

1998 Pacific-10 Conference Diving Championships
February 26-28, 1998 • Mona Plummer Aquatic Center • Arizona State University

February 28

Women's Platform Final

	<u>Diver</u>	<u>School</u>	<u>Score</u>
1.	Kim Powers	Stanford	359.95
2.	Katrina Pfeuffer	Arizona State	330.25
3.	Natasha Chikina	USC	323.75
4.	Delilah Moore	UCLA	304.2
5.	Anne Baghramian	UCLA	284.2
6.	Tracy Wilcox	UCLA	279.25
7.	Caryn Doller	USC	269.8
8.	Jill Berg	Arizona	259.05
9.	Mandy Contreras	Arizona State	258.95
10.	Shawn Sinesky	Stanford	255.35
11.	Kelly Blackstock	Arizona	253.8
12.	Taylor Sherman	USC	251.75
13.	Molly Bird	Arizona State	251.1
14.	Amrita Achrekar	UCLA	241.0
15.	Meghan Newlin	USC	240.65
16.	Hilary Grubb	California	218.3

1998 Pacific-10 Conference Diving Championships
February 26-28, 1998 • Mona Plummer Aquatic Center • Arizona State University

February 28
Women's Platform Final

	<u>Diver</u>	<u>School</u>	<u>Score</u>
1.	Kim Powers	Stanford	359.95
2.	Katrina Pfeuffer	Arizona State	330.25
3.	Natasha Chikina	USC	323.75
4.	Delilah Moore	UCLA	304.2
5.	Anne Baghranian	UCLA	284.2
6.	Tracy Wilcox	UCLA	279.25
7.	Caryn Doller	USC	269.8
8.	Jill Berg	Arizona	259.05
9.	Mandy Contreras	Arizona State	258.95
10.	Shawn Sinesky	Stanford	255.35
11.	Kelly Blackstock	Arizona	253.8
12.	Taylor Sherman	USC	251.75
13.	Molly Bird	Arizona State	251.1
14.	Armita Achrekar	UCLA	241.0
15.	Meghan Newlin	USC	240.65
16.	Hilary Grubb	California	218.3

1998 Pacific-10 Conference Diving Championships
February 26-28, 1998 • Mona Plummer Aquatic Center • Arizona State University

February 28
Men's Platform Final

	<u>Diver</u>	<u>School</u>	<u>Score</u>
1.	Justin Dumais	USC	467.65
2.	Arno Berstrom	Arizona	408.05
3.	Danny Zimmerman	Arizona	370.05
4.	Gamal Jones	Arizona	352.0
5.	Mark Michelin	Stanford	351.9
6.	Allan Sonkin	Arizona State	314.7
7.	Shawn Schuessler	USC	289.85
8.	Scott Lemke	Arizona State	263.0
9.	Ken Sabino	Arizona State	259.5
10.	Ben Stiefel	California	246.4
11.	Joseph Young	California	174.55


1998 Pacific-10 Conference Diving Championships
February 26-28, 1998 • Mona Plummer Aquatic Center • Arizona State University

February 28
Men's Platform Final

	<u>Diver</u>	<u>School</u>	<u>Score</u>
1.	Justin Dumais	USC	467.65
2.	Arno Berstrom	Arizona	408.05
3.	Danny Zimmerman	Arizona	370.05
4.	Gamal Jones	Arizona	352.0
5.	Mark Michelin	Stanford	351.9
6.	Allan Sonkin	Arizona State	314.7
7.	Shawn Schuessler	USC	289.85
8.	Scott Lemke	Arizona State	263.0
9.	Ken Sabino	Arizona State	259.5
10.	Ben Stiefel	California	246.4
11.	Joseph Young	California	174.55

PAC-10

**1998 Pacific-10 Conference
Women's Swimming
Championships**




MEET RESULTS



**February 26-28, 1998
Long Beach, California
Host: UCLA**

1998 Pacific-10 Conference Women's Swimming Championships



THURSDAY, FEBRUARY 26, 1998

ORDER OF EVENTS

- | | |
|----------|----------------------------|
| EVENT #1 | 200 YARD FREESSTYLE RELAY |
| EVENT #2 | 500 YARD FREESTYLE |
| EVENT #3 | 200 YARD INDIVIDUAL MEDLEY |
| EVENT #4 | 50 YARD FREESTYLE |
| | 30 MINUTE BREAK |
| EVENT #6 | 400 YARD MEDLEY RELAY |
| | PAC-10 INVITATIONAL |



February 26-28, 1998
Long Beach, California
Host: UCLA

1998 PACIFIC-10 CONFERENCE WOMEN'S SWIMMING CHAMPIONSHIPS FEB. 26-28, 1998
 HFI D AT: RFLMONT PLAZA OLYMPIC POOL, LONG BEACH, CALIFORNIA
 HOSTED BY: UNIVERSITY OF CALIFORNIA-LOS ANGELES

EVENT: 1 WOMEN'S 200 YARD FREESTYLE RELAY ***** FEBRUARY 26, 1998 *****
 NCAA RECORD 1:28.90 TEXAS 1989
 PAC-10 RECORD 1:29.56 ARIZONA ARIZONA 1997
 MEET RECORD 1:31.48 ARIZONA ARIZONA 1997
 QUALIFYING FOR NCAA AUTOMATIC 1:31.93
 QUALIFYING FOR NCAA OPTIONAL 1:34.68
 FINAL RESULTS TIMED FINALS

RANK	NAME	YEAR	TEAM	TIME	RANK	NAME	YEAR	TEAM	TIME
1)	STANFORD "A"			1:30.98 **		UNOF ASU "B"	*		DISQUAL
1)	CROPPER, SIOBHANFR	:22.91	3) BASSNER, LINDSAYSR	1:08.60	1)	ELWONGER, STEPHASO	:24.44	3) WILSON, KELLY JR	1:13.83
2)	HYMAN, MISTY FR	:46.01	4) FOX, CATHERINE SO	1:30.98	2)	ADAMS, SARAH SO	:48.85	4) ADRIAN, DONELLA FR	DISQUAL
**	MEET RECORD								
2)	ARIZONA "A"			1:31.07		UNOF CALIFORNIA "B"*			1:35.62 EX
1)	HOSACK, SHANNON SR	:22.91	3) KNAPP, DENALI SO	1:08.73	1)	REDING, KATIE SR	:24.06	3) REHRMANN, LIZ SR	1:11.96
2)	KOLBISEN, LIESL SR	:45.81	4) FARELLA, LINDSAYFR	1:31.07	2)	SIMPSON, AMY SO	:48.51	4) LOWES, KATIE SO	1:35.62
3)	CALIFORNIA "A"			1:32.10		UNOF USC "B"	*		1:37.82 EX
1)	MATTOS, ADRIENNEFR	:23.20	3) KOLBISEN, ANYA SO	1:09.25	1)	STACEY, LONNA SR	:24.73	3) LYON, ALEXIS FR	1:12.67
2)	COPE, HALEY FR	:46.19	4) OMPHROY, NICOLE SO	1:32.10	2)	AYERS, EMILY SO	:48.62	4) HENDRICKS, HEIDIFR	1:37.82
4)	UCLA "A"			1:33.82		UNOF ASU "C"	*		1:39.01 EX
1)	JENKINS, JILL SR	:23.35	3) CASTELLANO, JACLSO	1:11.01	1)	POMELLA, ANGIE FR	:25.25	3) GOODING, KRISTENSO	1:14.48
2)	THOMPSON, REBECCJR	:47.20	4) PRICE, KEIKO SO	1:33.82	2)	ROGALLA, ANNE FR	:49.58	4) CLEGG, AMANDA SO	1:39.01
5)	USC "A"			1:33.97		UNOF WASHINGTON "B"*			1:39.20 EX
1)	CAMPBELL, KAREN JR	:23.92	3) FRANCIS, PAIGE SO	1:10.55	1)	VERSAW, KRISTEN FR	:25.38	3) KIMURA, NIKOLE FR	1:14.55
2)	GIAMPIETRO, ALLYSO	:47.23	4) BLACK, KIM SO	1:33.97	2)	LYSGORSKI, KIM FR	:50.11	4) SMITH, CORY SO	1:39.20
6)	ARIZONA STATE "A"			1:35.46		UNOF UCLA "C"	*		1:39.92 EX
1)	ADEL, CAROLYN SO	:24.28	3) ERICSON, ANNA FR	1:11.61	1)	FLYNN, JULIE SO	:24.76	3) GULLEDGE, COURTNR	1:15.58
2)	SOHLEN, ERIKA SR	:47.60	4) TAYLOR, TENILLE SO	1:35.46	2)	WESTBERG, LAURENFR	:49.17	4) MASTERSON, LINOSSO	1:39.92
7)	WASHINGTON STATE "A"			1:35.70		UNOF UCLA "B"	*		1:40.69 EX
1)	CHISHOLM, JESSICJR	:24.25	3) GRIFFITHS, MINDYSR	1:11.55	1)	DE FELICE, HEATHFR	:24.68	3) DWYER, BRIGHID FR	1:14.45
2)	KELLER, KATIE JR	:47.38	4) COULTER, TAMMY SR	1:35.70	2)	SIMMONS, KATE SO	:52.85	4) AMES-KLEIN, KILEJR	1:40.69
8)	WASHINGTON "A"			1:35.90		UNOF USC "C"	*		1:42.37 EX
1)	NAGATA, KRISTEN SO	:24.12	3) DYER, JESSICA SO	1:11.58	1)	CHIDESTER, JOAN SR	:25.30	3) GILMAN, REBECCA FR	1:15.29
2)	THOMPSON, JESSICSO	:47.87	4) HARRIS, SUNNY SO	1:35.90	2)	CHEALANDER, LAELFR	:50.44	4) BISCAY, HILLARY SO	1:42.37
9)	OREGON STATE "A"			1:37.11		UNOF OSU "B"	*		1:43.33 EX
1)	LAMDOURE, TRACI SR	:24.33	3) HSIEH, MELISSA FR	1:12.69	1)	WHITNEY, LARISSASO	:26.25	3) SAUNDERS, JENNIFFR	1:17.58
2)	HIGUERA, ARIANNAFR	:48.47	4) STEPHENS, ERICA FR	1:37.11	2)	ESLINGER, HEIDI SR	:51.94	4) SEVERANCE, KRISTFR	1:43.33

EVENT: 2 WOMEN'S 500 YARD FREESTYLE

***** FEBRUARY 26, 1998 *****

NCAA RECORD	4:34.39	JANET EVANS	STANFORD	1990
PAC-10 RECORD	4:34.39	JANET EVANS	STANFORD	1990
MEET RECORD	4:42.25	LINDSEY BENKO	USC	1996
QUALIFYING FOR NCAA AUTOMATIC	4:47.12			
QUALIFYING FOR NCAA OPTIONAL	4:55.73			

PLACE NAME YEAR TEAM TRIALS FINAL

CHAMPIONSHIP FINAL

1) JACKSON, TRINA SO ARIZONA 4:43.82 4:39.96 **
 :26.37 :54.42 1:22.68 1:51.06 2:19.37
 2:47.25 3:15.15 3:43.43 4:11.87 4:39.96

** MEET RECORD

2) KLINE, LAURIE SR ARIZONA 4:45.04 4:42.92
 :26.65 :54.65 1:23.00 1:51.49 2:19.93
 2:48.56 3:16.95 3:45.77 4:14.78 4:42.92

3) BENKO, LINDSAY JR USC 4:47.63 4:43.27
 :26.45 :54.28 1:22.61 1:51.02 2:19.52
 2:48.12 3:17.00 3:46.02 4:15.13 4:43.27

4) THIES, LAUREN FR STANFORD 4:46.22 4:45.49
 :27.02 :55.43 1:23.52 1:52.05 2:20.62
 2:49.17 3:18.03 3:47.17 4:16.72 4:45.49

5) BERTELINK, CINDY SR UCLA 4:47.96 4:45.51
 :27.00 :55.65 1:24.46 1:53.31 2:22.02
 2:50.58 3:19.57 3:48.68 4:17.65 4:45.51

6) BLACK, KIM SO USC 4:46.03 4:46.76
 :26.75 :54.94 1:23.56 1:52.13 2:20.89
 2:49.98 3:18.99 3:48.31 4:17.79 4:46.76

7) OBERHELMAN, AMY SR STANFORD 4:46.51 4:47.58
 :26.91 :55.26 1:23.99 1:52.76 2:21.72
 2:50.83 3:20.21 3:49.37 4:18.76 4:47.58

8) BRANSTETTER, HEATHER SR ARIZONA 4:52.57 4:53.32
 :27.70 :57.18 1:26.59 1:55.94 2:25.34
 2:55.01 3:24.84 3:54.74 4:24.34 4:53.32

CONSOLATION FINAL

9) MURPHY, CASEY SO ARIZONA STATE 4:53.12 4:51.01
 :27.53 :57.00 1:26.55 1:56.20 2:25.66
 2:55.14 3:24.28 3:53.40 4:22.29 4:51.01

10) PAVLIK, MELISSA FR USC 4:54.92 4:53.06
 :28.28 :57.66 1:27.47 1:57.31 2:27.06
 2:56.34 3:25.73 3:55.17 4:24.56 4:53.06

11) INWALLE, KRISTIN JR CALIFORNIA 4:53.98 4:53.30
 :27.04 :56.95 1:26.53 1:55.86 2:25.26
 2:54.64 3:24.33 3:54.05 4:23.72 4:53.30

12) KIM, LIAH FR USC 4:56.15 4:53.68
 :27.76 :56.79 1:26.20 1:55.81 2:25.53
 2:55.26 3:25.14 3:54.95 4:24.84 4:53.68

13) LYON, ALEXIS FR USC 4:55.54 4:53.70
 :27.64 :56.65 1:25.75 1:55.09 2:24.78
 2:54.47 3:24.06 3:53.94 4:23.93 4:53.70

14) JOHNSON, JAMIE SO USC 4:55.36 4:53.90
 :27.91 :57.22 1:26.62 1:56.18 2:25.73
 2:55.30 3:24.86 3:54.46 4:24.49 4:53.90

15) BINDER, ALEXIS FR USC 4:56.23 4:54.41
 :28.38 :58.04 1:27.97 1:57.76 2:27.34
 2:56.92 3:26.59 3:56.15 4:25.68 4:54.41

16) JACOBS, KAREN FR USC 4:56.45 4:56.30
 :27.74 :57.52 1:27.46 1:57.29 2:27.14

BONUS FINAL

17) MURPHY, CORRIE	FR USC	4:56.96	4:52.16
:27.89	:57.38	1:26.67	1:55.86
2:24.85	2:54.37	3:23.93	3:53.78
4:23.40	4:52.16		
18) ZENDER, ERIKA	SO ARIZONA	4:57.27	4:54.18
:28.09	:57.82	1:27.24	1:56.88
2:26.29	2:55.66	3:25.19	3:54.94
4:24.81	4:54.18		
19) TUCKER-MOHL, JESSICA	SO STANFORD	4:59.89	4:57.64
:27.59	:57.37	1:26.84	1:57.02
2:27.06	2:57.28	3:27.87	3:58.58
4:28.74	4:57.64		
20) ARISTEO, ANNE	FR STANFORD	4:59.89	4:59.75
:27.73	:57.51	1:27.34	1:57.73
2:27.87	2:58.49	3:29.18	3:59.56
4:29.72	4:59.75		
21) HOLLISTER, MARGIE	JR CALIFORNIA	4:59.04	5:00.44
:26.95	:56.11	1:25.78	1:56.21
2:26.60	2:57.06	3:27.94	3:59.08
4:30.44	5:00.44		
22) KELLER, KELSEY	SO WASHINGTON	5:01.52	5:00.55
:27.99	:58.09	1:28.20	1:58.37
2:28.53	2:58.95	3:29.44	4:00.19
4:30.93	5:00.55		
23) BART, JANELLA	FR WASHINGTON	5:01.31	5:02.68
:28.38	:58.46	1:29.04	1:59.78
2:30.39	3:00.99	3:31.58	4:02.09
4:32.77	5:02.68		
24) ERICSON, ANNA	FR ARIZONA STATE	5:01.80	5:11.55
:28.51	:58.77	1:29.27	2:00.06
2:31.16	3:02.65	3:34.35	4:06.88
4:39.38	5:11.55		
1) JACKSON, TRINA	SO ARIZONA	4:43.82	
:26.88	:55.34	1:24.23	1:53.09
2:21.91	2:50.11	3:18.34	3:46.77
4:15.33	4:43.82		
2) KLINE, LAURIE	SR ARIZONA	4:45.04	
:27.32	:56.07	1:25.07	1:54.13
2:23.23	2:52.12	3:19.09	3:48.04
4:16.81	4:45.04		
3) BLACK, KIM	SO USC	4:46.03	
:27.01	:55.83	1:24.60	1:53.44
2:22.14	2:50.86	3:19.75	3:48.66
4:17.53	4:46.03		
4) THIES, LAUREN	FR STANFORD	4:46.22	
:27.25	:55.76	1:24.11	1:52.87
2:21.24	2:49.96	3:19.17	3:48.61
4:18.12	4:46.22		
5) OBERHELMAN, AMY	SR STANFORD	4:46.51	
:27.00	:55.48	1:24.01	1:52.75
2:21.53	2:50.51	3:19.49	3:48.55
4:18.01	4:46.51		
6) BENKO, LINDSAY	JR USC	4:47.63	
:27.21	:55.93	1:25.03	1:54.20
2:23.32	2:52.20	3:20.94	3:50.01
4:18.88	4:47.63		
7) BERTELINK, CINDY	SR UCLA	4:47.96	
:27.25	:56.28	1:25.52	1:54.84
2:23.93	2:52.90	3:21.76	3:50.85
4:19.85	4:47.96		
8) BRANSTETTER, HEATHER	SR ARIZONA	4:52.57	
:27.92	:57.18	1:26.34	1:55.40
2:24.41	2:53.98	3:23.44	3:53.07
4:23.25	4:52.57		
9) MURPHY, CASEY	SO ARIZONA STATE	4:53.12	
:27.71	:57.01	1:26.24	1:55.70
2:25.25	2:54.74	3:24.52	3:54.20
4:24.07	4:53.12		
10) IMMALLE, KRISTIN	JR CALIFORNIA	4:53.98	
:27.82	:57.02	1:26.32	1:55.79
2:25.33	2:54.93	3:24.58	3:54.32
4:24.25	4:53.98		
11) PAVLIK, MELISSA	FR USC	4:54.92	
:28.22	:58.04	1:27.95	1:57.61
2:27.22	2:56.75	3:26.11	3:55.87
4:25.80	4:54.92		
12) JOHNSON, JAMIE	SO USC	4:55.36	
:27.76	:56.89	1:26.60	1:56.62
2:26.40	2:55.97	3:25.64	3:55.69
4:25.71	4:55.36		
13) LYON, ALEXIS	FR USC	4:55.54	
:27.71	:57.03	1:26.41	1:55.96
2:25.53	2:55.29	3:25.49	3:55.60
4:25.46	4:55.54		
14) KIM, LIAH	FR USC	4:56.15	
:27.25	:56.01	1:25.29	1:54.83
2:24.84	2:55.01	3:25.41	3:55.72
4:26.26	4:56.15		
15) BINDER, ALEXIS	FR USC	4:56.23	
:28.20	:58.00	1:27.78	1:57.59
2:27.36	2:56.94	3:26.73	3:56.59
4:26.76	4:56.23		
16) GILMAN, REBECCA	*FR UNOF USC	* 4:56.28	
:27.64	:57.17	1:27.18	1:57.36
2:27.41	2:57.50	3:27.43	3:57.30
4:27.25	4:56.28		
17) JACOBS, KAREN	FR USC	4:56.45	
:27.37	:57.11	1:26.95	1:56.77
2:26.80	2:56.92	3:26.84	3:56.92
4:27.25	4:56.45		
18) MURPHY, CORRIE	FR USC	4:56.96	
:27.31	:56.39	1:25.62	1:55.25
2:25.16	2:55.24	3:25.56	3:56.06
4:27.03	4:56.96		

EVENT: 2 WOMEN'S 500 YARD FREESTYLE

(CONT):

19) MC PHERSON, KELLY	*SO UNOF USC	*	4:57.14		
	:28.17 :57.70	1:27.40	1:57.22	2:26.92	
	2:56.70	3:26.65	3:56.78	4:27.25	4:57.14
20) ZENDER, ERIKA	SO ARIZONA		4:57.27		
	:27.56 :56.77	1:26.31	1:56.15	2:26.04	
	2:56.12	3:26.30	3:56.87	4:27.20	4:57.27
21) HOLLISTER, MARGIE	JR CALIFORNIA		4:59.04		
	:27.29 :56.93	1:27.13	1:57.49	2:27.85	
	2:58.38	3:28.43	3:58.82	4:29.36	4:59.04
22) TUCKER-MOHL, JESSICA	SO STANFORD		4:59.89		
	:27.14 :56.26	1:26.33	1:57.69	2:27.79	
	2:58.48	3:29.18	4:00.32	4:30.24	4:59.89
22) ARISTED, ANNE	FR STANFORD		4:59.89		
	:27.99 :57.83	1:27.23	1:57.39	2:27.86	
	2:58.19	3:28.56	3:59.13	4:29.58	4:59.89
24) BART, JANELLA	FR WASHINGTON		5:01.31		
	:28.22 :58.15	1:28.27	1:58.63	2:29.25	
	2:59.88	3:30.32	4:00.87	4:31.35	5:01.31
25) KELLER, KELSEY	SO WASHINGTON		5:01.52		
	:28.49 :58.42	1:28.13	1:58.07	2:28.14	
	2:58.62	3:29.40	4:00.32	4:31.31	5:01.52
26) ERICSON, ANNA	FR ARIZONA STATE		5:01.80		
	:27.49 :57.19	1:27.44	1:57.78	2:28.11	
	2:58.53	3:29.15	3:59.63	4:30.78	5:01.80
27) WILSON, KELLY	JR ARIZONA STATE		5:02.80		
	:28.18 :58.43	1:29.06	1:59.81	2:30.37	
	3:00.88	3:31.25	4:01.85	4:32.66	5:02.80
28) CHAMBERS, GRETCHEN	SO WASHINGTON STATE		5:03.13		
	:27.32 :56.98	1:27.33	1:58.14	2:28.63	
	2:59.29	3:30.40	4:01.17	4:32.57	5:03.13
29) WATANABE, MACHIKO	SO WASHINGTON		5:04.07		
	:28.11 :57.75	1:27.74	1:58.38	2:29.09	
	2:59.76	3:30.71	4:01.71	4:32.84	5:04.07
30) CHIDESTER, JOAN	*SR UNOF USC	*	5:05.12		
	:27.62 :57.39	1:27.81	1:58.69	2:29.34	
	3:00.27	3:31.31	4:02.60	4:34.03	5:05.12
31) GIOVAN, CHRISTINA	SO CALIFORNIA		5:06.37		
	:28.93 :59.35	1:28.57	1:58.17	2:28.26	
	2:58.60	3:29.78	4:01.60	4:34.12	5:06.37
32) ROGERS, JAMIE	*FR UNOF ASU	*	5:07.49		
	:28.12 :58.09	1:28.69	1:59.15	2:30.11	
	3:01.23	3:32.37	4:03.95	4:35.84	5:07.49
33) CHELANDER, LAEL	*FR UNOF USC	*	5:07.70		
	:28.04 :57.83	1:28.18	1:59.00	2:29.61	
	3:00.69	3:32.21	4:04.08	4:36.20	5:07.70
34) DOBBS, MANDI	SO UCLA		5:08.27		
	:28.73 :59.90	1:31.43	2:02.48	2:33.25	
	3:04.31	3:35.27	4:06.22	4:37.60	5:08.27
35) JESFJELD, ERIN	*SR UNOF CALIFORNIA*		5:08.87		
	:29.16 :59.79	1:30.81	2:01.87	2:32.85	
	3:04.20	3:35.53	4:07.19	4:38.60	5:08.87
36) ESLINGER, HEIDI	SR OREGON STATE		5:09.19		
	:28.14 :58.36	1:29.09	2:00.03	2:31.31	
	3:03.08	3:34.83	4:06.63	4:38.36	5:09.19
37) JONES, MARCIE	JR WASHINGTON		5:10.64		
	:29.13 :59.93	1:31.21	2:02.33	2:33.64	
	3:05.05	3:36.61	4:08.00	4:39.76	5:10.64
38) ROGALLA, ANNE	*FR UNOF ASU	*	5:12.50		
	:27.63 :58.04	1:28.92	1:59.75	2:30.74	
	3:02.20	3:34.36	4:06.94	4:40.08	5:12.50
39) MACHADO, REBECCA	*FR UNOF ASU	*	5:12.66		
	:28.67 :59.11	1:30.13	2:01.60	2:33.25	
	3:04.82	3:36.60	4:09.03	4:40.75	5:12.66
40) WEATHERHEAD, KATHERINE	FR WASHINGTON		5:12.92		
	:28.21 :58.23	1:28.89	2:00.02	2:31.50	
	3:03.47	3:35.56	4:08.18	4:40.92	5:12.92
41) SAUNDERS, JENNIFER	FR OREGON STATE		5:14.41		
	:28.63 1:00.11	1:32.28	2:04.71	2:36.80	
	3:08.58	3:39.97	4:11.55	4:43.21	5:14.41
42) CARSON, BRANDY	*JR UNOF CALIFORNIA*		5:14.46		
	:28.44 :58.51	1:29.37	2:00.61	2:32.20	
	3:04.05	3:36.32	4:09.15	4:42.14	5:14.46
43) DALEY, LISA	SR OREGON STATE		5:15.78		
	:29.61 1:01.06	1:32.85	2:04.78	2:36.69	
	3:08.77	3:40.51	4:12.32	4:44.02	5:15.78
44) MIYAMOTO, TONIE	FR WASHINGTON STATE		5:21.54		
	:28.91 1:00.11	1:31.72	2:03.83	2:36.00	
	3:08.44	3:41.79	4:15.08	4:48.81	5:21.54
45) BIESBRECHT, GINA	SO OREGON STATE		5:22.68		
	:29.22 1:00.91	1:33.39	2:05.72	2:38.13	
	3:10.84	3:43.76	4:17.12	4:50.32	5:22.68
46) NOVAK, RACHAEL	FR OREGON STATE		5:25.12		
	:29.53 1:01.23	1:33.40	2:06.25	2:39.13	
	3:12.30	3:45.62	4:18.77	4:52.11	5:25.12
47) LOFTJUS, DENA	*SO UNOF CALIFORNIA*		5:26.56		
	:28.19 :58.64	1:30.13	2:02.20	2:34.80	
	3:07.80	3:41.74	4:16.45	4:51.48	5:26.56
48) BREED, CARRIE	FR WASHINGTON STATE		5:41.91		
	:30.66 1:03.64	1:37.52	2:11.90	2:46.37	
	3:20.70	3:55.94	4:31.62	5:07.11	5:41.91
FRANCIS, PAIGE	*SO UNOF USC	*	DISQUAL		
	:00.00 :00.00	:00.00	:00.00	:00.00	:00.00
	:00.00	:00.00	:00.00	:00.00	DISQUAL

(CONTINUED ON NEXT PAGE)

EVENT: 3 WOMEN'S 200 YARD INDIVIDUAL MEDLEY

FEBRUARY 26, 1998

NCAA RECORD	1:55.54	SUMMER SANDERS	STANFORD	1992
PAC-10 RECORD	1:55.54	SUMMER SANDERS	STANFORD	1992
MEET RECORD	1:58.41	JANEL JORGENSEN	STANFORD	1993
QUALIFYING FOR NCAA AUTOMATIC	2:01.44			
QUALIFYING FOR NCAA OPTIONAL	2:05.08			

PLACE	NAME	YEAR	TEAM	TRIALS	FINAL
-------	------	------	------	--------	-------

CHAMPIONSHIP FINAL

1)	OVERTON, ELLI	JR	CALIFORNIA	2:01.41	1:58.25 **
	:25.97 :55.59	1:29.76	1:58.25		
** MEET RECORD					
2)	MINRAPHAL, WAEN	SO	CALIFORNIA	2:02.53	2:00.35
	:26.37 :57.04	1:32.06	2:00.35		
3)	ROSE, GABRIELLE	SO	STANFORD	2:01.90	2:01.04
	:26.27 :57.68	1:32.96	2:01.04		
4)	AUSTEVOLL, ELIN	JR	STANFORD	2:02.09	2:01.16
	:27.16 :58.86	1:32.91	2:01.16		
5)	ADEL, CAROLYN	SO	ARIZONA STATE	2:02.58	2:02.55
	:26.61 :57.55	1:33.62	2:02.55		
6)	TODISCO, JEAN	SR	USC	2:02.96	2:02.68
	:27.68 :59.41	1:34.45	2:02.68		
6)	ELSNER, ADDY	JR	WASHINGTON	2:02.58	2:02.68
	:27.21 :57.68	1:33.51	2:02.68		
8)	RAWN, CHANTAL	JR	STANFORD	2:03.00	2:03.24
	:26.86 :57.40	1:34.41	2:03.24		

CONSOLATION FINAL

9)	CHIANG, MARYLYN	JR	CALIFORNIA	2:03.31	2:00.71
	:25.75 :55.24	1:32.42	2:00.71		
10)	HANSEN, KAREN	SO	ARIZONA	2:04.48	2:03.19
	:26.28 :57.08	1:33.32	2:03.19		
11)	FEALEY, ALISON	JR	STANFORD	2:03.29	2:03.34
	:27.31 :59.21	1:34.77	2:03.34		
12)	WHITE, BRITTANY	FR	USC	2:05.57	2:03.48
	:26.87 :57.20	1:33.48	2:03.48		
13)	WILSON, ANNA	SO	ARIZONA	2:05.42	2:05.01
	:27.19 :59.61	1:35.70	2:05.01		
14)	FRANCIS, PAIGE	SO	USC	2:05.50	2:05.67
	:27.75 :59.16	1:37.01	2:05.67		
15)	HALL, AMANDA	JR	UCLA	2:05.69	2:06.01
	:27.14 :57.98	1:35.88	2:06.01		
16)	MURPHY, CHERYL	JR	CALIFORNIA	2:05.83	2:09.28
	:28.12 1:00.39	1:38.73	2:09.28		

BONUS FINAL

17)	JOHANSSON, CAMILLA	JR	ARIZONA STATE	2:06.42	2:04.86
	:27.63 :58.12	1:35.01	2:04.86		
18)	ELWONGER, STEPHANIE	SO	ARIZONA STATE	2:07.04	2:06.28
	:27.42 :58.98	1:37.05	2:06.28		
19)	HALL, AMY	JR	ARIZONA	2:06.10	2:06.37
	:27.30 :58.91	1:36.39	2:06.37		
20)	HOUSER, TIFFANY	JR	ARIZONA STATE	2:06.18	2:06.50
	:27.10 1:00.78	1:37.29	2:06.50		
21)	SCHNEIDER, IRENE	FR	WASHINGTON	2:07.56	2:06.70
	:28.29 1:01.23	1:37.66	2:06.70		

(CONTINUED ON NEXT PAGE)

EVENT: 3 WOMEN'S 200 YARD INDIVIDUAL MEDLEY (CONT)

22) POTTER, LARA	SR UCLA	2:06.97	2:06.73
:28.28 1:01.57 1:37.24 2:06.73			
23) SCHICK-GARCIA, EMANJR	UCLA	2:06.86	2:06.99
:28.13 1:00.46 1:37.82 2:06.99			
24) MIEDEMA, KELLEY	SO WASHINGTON STATE	2:06.85	2:08.02
:27.64 :58.84 1:37.65 2:08.02			
1) OVERTON, ELLI	JR CALIFORNIA	2:01.41	
:26.87 :56.56 1:31.11 2:01.41			
2) ROSE, GABRIELLE	SO STANFORD	2:01.90	
:26.74 :58.26 1:33.44 2:01.90			
3) AUSTEVOLL, ELIN	JR STANFORD	2:02.09	
:27.31 :59.29 1:33.54 2:02.09			
4) MINPRAPHAL, WAEN	SO CALIFORNIA	2:02.53	
:27.21 :58.02 1:33.92 2:02.53			
5) ADEL, CAROLYN	SO ARIZONA STATE	2:02.58	
:27.05 :57.86 1:34.15 2:02.58			
5) ELSNER, ADDY	JR WASHINGTON	2:02.58	
:27.37 :57.58 1:33.45 2:02.58			
7) TODISCO, JEAN	SR USC	2:02.96	
:27.36 :59.36 1:34.36 2:02.96			
8) RAWN, CHANTAL	JR STANFORD	2:03.00	
:27.45 :56.92 1:34.41 2:03.00			
9) FEALEY, ALISON	JR STANFORD	2:03.29	
:27.77 :58.66 1:34.60 2:03.29			
10) CHIANG, MARYLYN	JR CALIFORNIA	2:03.31	
:26.82 :58.31 1:35.28 2:03.31			
11) HANSEN, KAREN	SO ARIZONA	2:04.48	
:26.47 :57.41 1:34.01 2:04.48			
12) BYER, EVI-LYNN	*SR UNDF STANFORD *	2:04.63	
:27.66 :58.03 1:35.36 2:04.63			
13) MURPHY, CORRIE	*FR UNDF USC *	2:05.33	
:28.42 :58.98 1:35.55 2:05.33			
14) WILSON, ANNA	SO ARIZONA	2:05.42	
:27.21 :59.67 1:35.56 2:05.42			
15) FRANCIS, PAIGE	SO USC	2:05.50	
:28.07 :58.28 1:36.21 2:05.50			
16) WHITE, BRITTANY	FR USC	2:05.57	
:27.76 :58.98 1:35.15 2:05.57			
17) HALL, AMANDA	JR UCLA	2:05.69	
:27.50 :58.26 1:35.81 2:05.69			
18) MURPHY, CHERYL	JR CALIFORNIA	2:05.83	
:27.73 :59.13 1:36.32 2:05.83			
19) HALL, AMY	JR ARIZONA	2:06.10	
:27.28 :58.97 1:36.20 2:06.10			
20) HOUSER, TIFFANY	JR ARIZONA STATE	2:06.18	
:26.45 :58.10 1:36.18 2:06.18			
21) KIM, LIAH	*FR UNDF USC *	2:06.27	
:28.01 :59.93 1:37.38 2:06.27			
22) JOHANSSON, CAMILLA	JR ARIZONA STATE	2:06.42	
:27.43 :57.91 1:35.41 2:06.42			
23) JACKSON, JODI	*JR UNDF STANFORD *	2:06.66	
:27.40 :58.70 1:36.53 2:06.66			
24) MIEDEMA, KELLEY	SO WASHINGTON STATE	2:06.85	
:27.56 :58.07 1:36.61 2:06.85			
25) SCHICK-GARCIA, EMANJR	UCLA	2:06.86	
:28.46 1:00.45 1:37.79 2:06.86			
26) POTTER, LARA	SR UCLA	2:06.97	
:28.56 1:01.29 1:37.32 2:06.97			
27) ELWONGER, STEPHANIE	SO ARIZONA STATE	2:07.04	
:26.65 :58.12 1:36.92 2:07.04			
28) JACOBS, KAREN	*FR UNDF USC *	2:07.26	
:28.46 1:00.78 1:37.69 2:07.26			
29) SCHNEIDER, IRENE	FR WASHINGTON	2:07.56	
:28.09 1:01.18 1:37.99 2:07.56			
30) GRIFFITHS, MINDY	SR WASHINGTON STATE	2:07.74	
:28.25 1:00.00 1:37.91 2:07.74			
31) CLEGG, AMANDA	SO ARIZONA STATE	2:07.92	
:27.91 1:00.10 1:37.98 2:07.92			
32) ALDORTH, KATIE	JR CALIFORNIA	2:08.28	
:28.50 1:01.92 1:39.05 2:08.28			
33) HARRIS, SUNNY	SO WASHINGTON	2:08.31	
:28.56 1:01.24 1:38.00 2:08.31			
34) STEPHENS, ERICA	*FR UNDF OSU *	2:08.32	
:27.56 :58.84 1:37.89 2:08.32			
35) MILLER, ALYSON	*SO UNDF ASU *	2:08.52	
:28.77 1:02.71 1:38.29 2:08.52			
36) DWYER, BRIGHID	FR UCLA	2:08.62	
:28.49 1:02.81 1:39.55 2:08.62			
37) WINES, AMBER	SO UCLA	2:08.95	
:28.85 1:03.34 1:37.35 2:08.95			
38) HOPWOOD, TARA	JR STANFORD	2:09.28	
:28.07 1:00.16 1:38.02 2:09.28			
39) ETTER, LINDSAY	SR UCLA	2:09.69	
:29.97 1:06.83 1:39.42 2:09.69			
40) BISCAY, HILLARY	SO USC	2:10.01	
:28.67 1:03.43 1:38.63 2:10.01			
41) ANDERSON, CARRIE	JR ARIZONA STATE	2:10.11	
:28.92 1:04.24 1:39.83 2:10.11			
42) KIMURA, NIKOLE	FR WASHINGTON	2:11.00	
:28.38 1:00.86 1:39.19 2:11.00			
43) SASADA, KELLI	*FR UNDF ASU *	2:11.20	
:28.81 1:01.54 1:40.97 2:11.20			
44) SIMMONS, KATE	SO UCLA	2:12.13	
:29.44 1:03.78 1:41.48 2:12.13			
45) SMITH, TINA	SO ARIZONA	2:12.41	
:28.97 1:05.46 1:40.74 2:12.41			
46) SEVERANCE, KRISTEN	FR OREGON STATE	2:12.48	
:29.12 1:03.79 1:41.58 2:12.48			
47) DOTTS, NICOLE	FR UCLA	2:12.59	
:29.89 1:04.74 1:42.11 2:12.59			
48) CARSON, BRANDY	*JR UNDF CALIFORNIA*	2:14.20	
:29.25 1:05.33 1:43.72 2:14.20			

(CONTINUED ON NEXT PAGE)

EVENT: 3 WOMEN'S 200 YARD INDIVIDUAL MEDLEY (CONT)

49) LOFTHUS, DENA	*SO UNOF CALIFORNIA*	2:14.67	55) CASTILLO, KRISTAL	FR OREGON STATE	2:19.00
:28.98 1:03.05 1:43.16 2:14.67			:29.81 1:04.45 1:47.53 2:19.00		
50) COHEN, SARAH	*FR UNOF OSU *	2:14.98	56) BOUDREAU, JACKIE	SO OREGON STATE	2:19.70
:28.83 1:04.17 1:42.13 2:14.98			:29.60 1:06.56 1:46.46 2:19.70		
51) LEWIS, JULIE	*FR UNOF OSU *	2:15.53	57) BROWN, JENNIFER	*FR UNOF ASU *	2:19.72
:28.86 1:03.27 1:42.24 2:15.53			:29.98 1:05.18 1:46.23 2:19.72		
52) JALTNER, HANNA	FR CALIFORNIA	2:16.91	58) LOWERS, JILL	SO OREGON STATE	2:20.84
:29.43 1:06.98 1:43.97 2:16.91			:30.66 1:04.09 1:46.72 2:20.84		
53) CODDING, JODIE	SR WASHINGTON STATE	2:17.99	59) WINSLOW, CHRISTY	JR OREGON STATE	2:28.51
:30.64 1:06.13 1:45.93 2:17.99			:32.63 1:10.87 1:53.09 2:28.51		
54) JESFJELD, ERIN	*SR UNOF CALIFORNIA*	2:18.04			
:30.73 1:06.93 1:46.81 2:18.04					

EVENT: 4 WOMEN'S 50 YARD FREESTYLE

NCAA RECORD	:21.92	LEIGH ANN FETTER	TEXAS
PAC-10 RECORD	:22.01	CATHERINE FOX	STANFORD
MEET RECORD	:22.50	JENNY THOMPSON	STANFORD
QUALIFYING FOR NCAA AUTOMATIC	:22.85		
QUALIFYING FOR NCAA OPTIONAL	:23.53		

***** FEBRUARY 26, 1998 *****

1998
1997
1994

PLACE	NAME	YEAR	TEAM	TRIALS	FINAL
-------	------	------	------	--------	-------

CHAMPIONSHIP FINAL

1)	FOX, CATHERINE	SO	STANFORD	:22.73	:22.69
1)	CROPPER, SIOBHAN	FR	STANFORD	:22.77	:22.69
3)	HOSACK, SHANNON	SR	ARIZONA	:22.71	:23.03
3)	PRICE, KEIKO	SO	UCLA	:23.05	:23.03
5)	KOLBISEN, LIESL	SR	ARIZONA	:23.19	:23.32
6)	COPE, HALEY	FR	CALIFORNIA	:23.35	:23.37
7)	KOLBISEN, ANYA	SO	CALIFORNIA	:23.43	:23.48
8)	JENKINS, JILL	SR	UCLA	:23.34	:23.51

CONSOLATION FINAL

9)	MATTOS, ADRIENNE	FR	CALIFORNIA	:23.43	:23.30
10)	GASSNER, LINDSAY	SR	STANFORD	:23.45	:23.58
11)	SMITH, EMILY	SO	STANFORD	:23.67	:23.59
11)	KELLER, KATIE	JR	WASHINGTON STATE	:23.66	:23.59
13)	OMPLOY, NICOLE	SO	CALIFORNIA	:23.55	:23.60
14)	FARELLA, LINDSAY	FR	ARIZONA	:23.43	:23.70
15)	AMEY, JESSICA	SO	STANFORD	:23.66	:23.71
16)	KNAPP, DENALI	SO	ARIZONA	:23.60	:23.79

BONUS FINAL

17)	BICKNELL, BECKY	SR	STANFORD	:23.79	:23.49
18)	CAMPBELL, KAREN	JR	USC	:23.70	:23.87
19)	GIAMPIETRO, ALLYSON	SO	USC	:23.81	:23.90
20)	THOMPSON, REBECCA	JR	UCLA	:23.96	:24.14
21)	CASTELLANO, JACLYN	SO	UCLA	:23.92	:24.22
22)	SOHLEN, ERIKA	SR	ARIZONA STATE	:24.01	:24.24
23)	PHILIPPS, MAUREEN	SR	ARIZONA	:23.95	:24.25
24)	NAGATA, KRISTEN	SO	WASHINGTON	:23.97	:24.29

(CONTINUED ON NEXT PAGE)

EVENT: 4 WOMEN'S 50 YARD FREESTYLE

(CONT)

1) HOSACK, SHANNON	SR ARIZONA	:22.71	37) AYERS, EMILY	*SO UNOF USC	*	:24.42
2) FOX, CATHERINE	SO STANFORD	:22.73	38) STACEY, LONNA	SR USC		:24.44
3) CROPPER, SIOBHAN	FR STANFORD	:22.77	39) BRELSFORD, JENNI	SO CALIFORNIA		:24.47
4) PRICE, KEIKO	SO UCLA	:23.05	40) FLYNN, JULIE	*SO UNOF UCLA	*	:24.58
5) KOLBISEN, LIESL	SR ARIZONA	:23.19	41) EWAN, SARAH	JR WASHINGTON STATE		:24.66
6) JENKINS, JILL	SR UCLA	:23.34	42) LYON, ALEXIS	*FR UNOF USC	*	:24.66
7) COPE, HALEY	FR CALIFORNIA	:23.35	43) ADAMS, SARAH	SO ARIZONA STATE		:24.70
8) KOLBISEN, ANYA	SO CALIFORNIA	:23.43	44) ADRIAN, DONELLA	*FR UNOF ASU	*	:24.75
9) FARELLA, LINDSAY	FR ARIZONA	:23.43	45) HSIEH, MELISSA	*FR UNOF OSU	*	:24.79
10) MATTOS, ADRIENNE	FR CALIFORNIA	:23.43	46) LYSOGORSKI, KIM	FR WASHINGTON		:24.84
11) GASSNER, LINDSAY	SR STANFORD	:23.45	47) WESTBERG, LAUREN	*FR UNOF UCLA	*	:24.86
12) OMPHROY, NICOLE	SO CALIFORNIA	:23.55	48) MASTERSON, LINDSEY	SO UCLA		:24.90
13) KNAPP, DENALI	SO ARIZONA	:23.60	49) ROGALLA, ANNE	*FR UNOF ASU	*	:24.94
14) AMEY, JESSICA	SO STANFORD	:23.66	50) HERMANN, STEPHANIE	SO CALIFORNIA		:24.94
14) KELLER, KATIE	JR WASHINGTON STATE	:23.66	50) HIGUERA, ARIANNA	FR OREGON STATE		:24.94
16) SMITH, EMILY	SO STANFORD	:23.67	52) SMITH, CORY	SO WASHINGTON		:24.96
17) CAMPBELL, KAREN	JR USC	:23.70	53) EWERS, MAREN	*SO UNOF STANFORD	*	:25.02
18) BICKNELL, BECKY	SR STANFORD	:23.79	54) VERSAW, KRISTEN	FR WASHINGTON		:25.07
19) GIAMPIETRO, ALLYSON	SO USC	:23.81	55) REIMANN, KIM	SO WASHINGTON		:25.08
20) CASTELLANO, JACLYN	SO UCLA	:23.92	56) SHAULL, NICOLE	FR WASHINGTON		:25.11
21) PHILIPPS, MAUREEN	SR ARIZONA	:23.95	57) VATH, GWYNETTE	SO ARIZONA STATE		:25.15
22) THOMPSON, REBECCA	JR UCLA	:23.96	58) ENDERLE, WENDY	JR WASHINGTON STATE		:25.21
23) NAGATA, KRISTEN	SO WASHINGTON	:23.97	59) POMELLA, ANGIE	FR ARIZONA STATE		:25.23
24) SOHLEN, ERIKA	SR ARIZONA STATE	:24.01	60) GOODING, KRISTEN	SO ARIZONA STATE		:25.32
25) REHRMANN, LIZ	SR CALIFORNIA	:24.01	61) SCHEID, ELI	SO WASHINGTON STATE		:25.36
26) LOWES, KATIE	SO CALIFORNIA	:24.02	62) WHITNEY, LARISSA	SO OREGON STATE		:25.40
27) CHISHOLM, JESSICA	JR WASHINGTON STATE	:24.02	63) WALZ, MIRANDA	*SR UNOF UCLA	*	:25.42
28) REDING, KATE	SR CALIFORNIA	:24.08	64) SIMMONS, KATE	*SO UNOF UCLA	*	:25.44
29) GODDWIN, BETHANY	FR UCLA	:24.19	65) ANDERSON, AMBER	FR WASHINGTON STATE		:25.50
29) LAMOURE, TRACI	SR OREGON STATE	:24.19	66) SPANISH, KERRIE	JR WASHINGTON		:25.62
31) THOMPSON, JESSICA	SO WASHINGTON	:24.21	67) HENDRICKS, HEIDI	FR USC		:25.69
32) FRANCIS, PAIGE	*SO UNOF USC	*	68) CHRISTENSEN, SHAINA	JR WASHINGTON		:25.70
33) SIMPSON, AMY	*SO UNOF CALIFORNIA*	:24.25	69) GULLEDGE, COURTNEY	*FR UNOF UCLA	*	:26.19
33) BLACK, KIM	*SO UNOF USC	*	70) AMES-KLEIN, KILEY	*JR UNOF UCLA	*	:26.58
35) TAYLOR, TENILLE	SO ARIZONA STATE	:24.35	71) OCKEN, JULIE	SR WASHINGTON		:26.76
36) DE FELICE, HEATHER	FR UCLA	:24.38				

*
SWIM
OFF

EVENT: 6 WOMEN'S 400 YARD MEDLEY RELAY

***** FEBRUARY 26, 1998 *****

NCAA RECORD	3:35.64	STANFORD	STANFORD	1992
PAC-10 RECORD	3:35.64	STANFORD	STANFORD	1992
MEET RECORD	3:39.46	STANFORD	STANFORD	1997

QUALIFYING FOR NCAA AUTOMATIC 3:41.27

QUALIFYING FOR NCAA OPTIONAL 3:47.90

FINAL RESULTS TIMED FINALS


RANK	NAME	YEAR	TEAM	TIME	RANK	NAME	YEAR	TEAM	TIME
1)	STANFORD "A"			3:38.13 **	2)	CALIFORNIA "A"			3:41.26
1)	FOX, CATHERINE	SO		:26.29	3)	HYMAN, MISTY	FR		2:19.95
				:53.79					2:48.71
2)	AUSTEVOLL, ELIN	JR		1:22.54	4)	CROPPER, SIOBHAN	FR		3:12.38
				1:55.04					3:38.13
					1)	CHIANG, MARYLYN	JR		:26.46
									:54.08
					2)	JALTNER, HANNA	FR		1:23.66
									1:56.98
					3)	MINPRAPHAL, WAENSO			2:22.32
									2:51.44
					4)	KOLBISEN, ANYA	SO		3:15.38
									3:41.26

** MEET RECORD

EVENT: 6 WOMEN'S 400 YARD MEDLEY RELAY (CONT)

3) UCLA "A"		3:42.77		UNOF USC "B" *		3:52.79 EX	
1) JENKINS, JILL	SR :27.70	3) GOODWIN, BETHANY	FR 2:24.19	1) MURPHY, CORRIE	FR :27.87	3) KIM, LIAH	FR 2:31.69
	:56.71		2:53.39		:56.87		3:02.01
2) ETTER, LINDSAY	SR 1:25.52	4) PRICE, KEIKO	SD 3:16.77	2) WHITE, BRITTANY	FR 1:28.87	4) GIAMPIETRO, ALLYSO	3:26.31
	1:58.48		3:42.77		2:04.71		3:52.79
4) ARIZONA "A"		3:44.14		UNOF ASU "B" *		3:54.03 EX	
1) KNAPP, DENALI	SO :26.97	3) HOSACK, SHANNON	SR 2:24.74	1) VATH, GWYNETTE	SO :28.14	3) CLEGG, AMANDA	SO 2:31.02
	:55.19		2:54.12		:57.49		3:01.32
2) WILSON, ANNA	SO 1:24.77	4) KOLBISEN, LIESL	SR 3:18.04	2) GOODING, KRISTENS	SO 1:27.86	4) TAYLOR, TENILLE	SO 3:26.26
	1:59.65		3:44.14		2:04.33		3:54.03
5) USC "A"		3:45.99		UNOF USC "C" *		3:56.58 EX	
1) BENKO, LINDSAY	JR :27.64	3) CAMPBELL, KAREN	JR 2:25.63	1) HENDRICKS, HEIDI	FR :29.71	3) AYERS, EMILY	SO 2:32.57
	:55.66		2:54.92		:59.81		3:02.82
2) TODISCO, JEAN	SR 1:26.35	4) BLACK, KIM	SO 3:19.51	2) BISCAY, HILLARY	SO 1:30.84	4) STACEY, LONNA	SR 3:28.19
	2:00.38		3:45.99		2:06.38		3:56.58
6) WASHINGTON "A"		3:49.62		UNOF WASHINGTON "B" *		3:56.60 EX	
1) ELSNER, ADDY	JR :27.85	3) NAGATA, KRISTEN	SO 2:27.49	1) REIMANN, KIM	SO :28.65	3) SCHNEIDER, IRENE	FR 2:32.98
	:56.86		2:57.93		:58.88		3:04.32
2) SHAULL, NICOLE	FR 1:26.90	4) DYER, JESSICA	SO 3:22.23	2) HARRIS, SUNNY	SO 1:30.00	4) THOMPSON, JESSIC	SO 3:29.25
	2:01.42		3:49.62		2:05.28		3:56.60
7) WASHINGTON STATE "A"		3:49.82		UNOF ASU "C" *		3:58.67 EX	
1) HOHMANN, ANNA	JR :28.36	3) EWAN, SARAH	JR 2:27.09	1) SASADA, KELLI	FR :29.50	3) ADRIAN, DONELLA	FR 2:34.13
	:57.72		2:59.55		1:00.56		3:04.91
2) ELDRIDGE, ERIN	SO 1:27.01	4) KELLER, KATIE	JR 3:23.27	2) POMELLA, ANGIE	FR 1:31.18	4) WILSON, KELLY	JR 3:30.64
	2:00.52		3:49.82		2:06.92		3:58.67
8) ARIZONA STATE "A"		3:49.89		UNOF STANFORD "B" *		3:59.00 EX	
1) JOHANSSON, CAMIL	JR :28.47	3) HOUSER, TIFFANY	JR 2:27.82	1) TOLEDO, SUZANNE	JR :27.97	3) JACKSON, JODI	JR 2:33.92
	:57.51		2:58.63		:57.34		3:06.14
2) MILLER, ALYSON	SO 1:28.29	4) ADEL, CAROLYN	SO 3:23.13	2) HOPWOOD, TARA	JR 1:29.71	4) EWERS, MAREN	SO 3:31.22
	2:02.15		3:49.89		2:06.88		3:59.00
9) OREGON STATE "A"		3:57.79		UNOF OSU "B" *		4:06.65 EX	
1) STEPHENS, ERICA	FR :28.00	3) HIGUERA, ARIANNA	FR 2:33.95	1) NOVAK, RACHAEL	FR :29.65	3) BOUDREAU, JACKIE	SO 2:38.62
	:58.32		3:06.03		1:01.25		3:12.28
2) SEVERANCE, KRIST	FR 1:30.24	4) LAMOURE, TRACI	SR 3:30.81	2) LEWIS, JULIE	FR 1:33.59	4) SAUNDERS, JENNIF	FR 3:38.18
	2:06.80		3:57.79		2:10.02		4:06.65

1998 Pacific-10 Conference Women's Swimming Championships



FRIDAY, FEBRUARY 27, 1998

ORDER OF EVENTS

- | | |
|---------------------|----------------------------|
| EVENT #7 | 200 YARD MEDLEY RELAY |
| EVENT #8 | 400 YARD INDIVIDUAL MEDLEY |
| EVENT #9 | 100 YARD BUTTERFLY |
| EVENT #10 | 200 YARD FREESTYLE |
| EVENT #11 | 100 YARD BREASTSTROKE |
| EVENT #12 | 100 YARD BACKSTROKE |
| | 15 MINUTE BREAK |
| EVENT #14 | 800 YARD FREE RELAY |
| PAC-10 INVITATIONAL | |



February 26-28, 1998
Long Beach, California
Host: UCLA

1998 PACIFIC-10 CONFERENCE WOMEN'S SWIMMING CHAMPIONSHIPS FEB. 26-28, 1998
 HELD AT: BELMONT PLAZA OLYMPIC POOL, LONG BEACH, CALIFORNIA
 HOSTED BY: UNIVERSITY OF CALIFORNIA-LOS ANGELES

EVENT: 7 WOMEN'S 200 YARD MEDLEY RELAY ***** FEBRUARY 27, 1998 *****
 NCAA RECORD 1:38.68 STANFORD STANFORD 1992
 PAC-10 RECORD 1:38.68 STANFORD STANFORD 1992
 MEET RECORD 1:40.74 STANFORD STANFORD 1992
 QUALIFYING FOR NCAA AUTOMATIC 1:41.85
 QUALIFYING FOR NCAA OPTIONAL 1:44.90
 FINAL RESULTS TIMED FINALS

RANK	NAME	YEAR	TEAM	TIME	RANK	NAME	YEAR	TEAM	TIME			
1)	STANFORD "A"			1:41.42	7)	ARIZONA STATE "A"			1:46.55			
1)	HYMAN, MISTY	FR	:25.70	3) AMEY, JESSICA	SD	1:19.00	1) JOHANSSON, CAMILJR	:00.00	3) HOUSER, TIFFANY JR	1:23.27		
2)	AUSTEVOLL, ELIN	JR	:54.35	4) CROPPER, SIOBHANFR	1:41.42	2) POMELLA, ANGIE	FR	:58.13	4) SOHLEN, ERIKA	SR	1:46.55	
2)	ARIZONA "A"			1:42.64	8)	WASHINGTON STATE "A"			1:46.85			
1)	KNAPP, DENALI	SO	:26.35	3) HOSACK, SHANNON	SR	1:19.85	1) HOHMANN, ANNA	JR	:27.37	3) GRIFFITHS, MINDYSR	1:23.12	
2)	WILSON, ANNA	SO	:55.57	4) FARELLA, LINDSAYFR	1:42.64	2) ELDRIDGE, ERIN	SO	:57.22	4) CHISHOLM, JESSICJR	1:46.85		
2)	UCLA "A"			1:42.64	9)	OREGON STATE "A"			1:52.33			
1)	JENKINS, JILL	SR	:26.92	3) GOODWIN, BETHANYFR	1:20.09	1) NOVAK, RACHAEL	FR	:29.68	3) HSIEH, MELISSA	FR	1:28.17	
2)	WINES, AMBER	SO	:55.10	4) PRICE, KEIKO	SO	1:42.64	2) SEVERANCE, KRISTFR	1:01.49	4) HIGUERA, ARIANNAFR	1:52.33		
4)	CALIFORNIA "A"			1:42.74		UNOF WASHINGTON "B"*			1:49.52 EX			
1)	COPE, HALEY	FR	:26.03	3) CHIANG, MARYLYN	JR	1:19.80	1) REIMANN, KIM	SO	:28.13	3) SPANISH, KERRIE	JR	1:25.37
2)	JALTNER, HANNA	FR	:55.26	4) MATTOS, ADRIENNEFR	1:42.74	2) HARRIS, SUNNY	SO	:58.92	4) THOMPSON, JESSICSO	1:49.52		
5)	USC "A"			1:44.76		UNOF DSU "B"		*	1:56.30 EX			
1)	BENKO, LINDSAY	JR	:26.85	3) CAMPBELL, KAREN	JR	1:21.37	1) LOWERS, JILL	SO	:29.75	3) BOUDREAU, JACKIESO	1:31.02	
2)	TODISCO, JEAN	SR	:56.90	4) GIAMPIETRO, ALLYSO	1:44.76	2) LEWIS, JULIE	FR	1:02.06	4) WHITNEY, LARISSASO	1:56.30		
6)	WASHINGTON "A"			1:45.99								
1)	ELSNER, ADDY	JR	:26.90	3) NAGATA, KRISTEN	SO	1:22.15						
2)	SHAULL, NICOLE	FR	:56.70	4) DYER, JESSICA	SO	1:45.99						

EVENT: 8 WOMEN'S 400 YARD INDIVIDUAL MEDLEY ***** FEBRUARY 27, 1998 *****
 NCAA RECORD 4:02.28 SUMMER SANDERS STANFORD 1992
 PAC-10 RECORD 4:02.28 SUMMER SANDERS STANFORD 1992
 MEET RECORD 4:07.27 SUMMER SANDERS STANFORD 1992
 QUALIFYING FOR NCAA AUTOMATIC 4:17.50
 QUALIFYING FOR NCAA OPTIONAL 4:25.22

PLACE	NAME	YEAR	TEAM	TRIALS	FINAL
CHAMPIONSHIP FINAL					
1)	OVERTON, ELLI	JR	CALIFORNIA	4:18.09	4:11.68
	:26.73	:57.33	1:29.10	2:00.27	
	2:35.88	3:11.58	3:42.18	4:11.68	
2)	TODISCO, JEAN	SR	USC	4:20.25	4:14.81
	:28.11	:59.10	1:32.51	2:05.22	
	2:40.87	3:16.86	3:46.53	4:14.81	
3)	WHITE, BRITTANY	FR	USC	4:22.89	4:14.91
	:28.26	:59.69	1:31.76	2:03.36	
	2:39.44	3:15.74	3:46.21	4:14.91	

4)	THIES, LAUREN	FR STANFORD	4:18.22	4:15.31
	:27.63 :58.38	1:30.56 2:02.38		
	2:40.29 3:18.27	3:47.93 4:15.31		
5)	ADEL, CAROLYN	SO ARIZONA STATE	4:20.83	4:18.47
	:27.71 :59.27	1:32.11 2:04.38		
	2:41.72 3:18.93	3:49.15 4:18.47		
6)	MURPHY, CORRIE	FR USC	4:18.43	4:19.84
	:28.50 1:00.28	1:31.77 2:02.90		
	2:40.63 3:19.19	3:49.95 4:19.84		
7)	BYER, EVI-LYNN	SR STANFORD	4:20.05	4:22.45
	:28.40 :59.87	1:31.73 2:03.24		
	2:41.35 3:20.69	3:51.80 4:22.45		
8)	BERTELINK, CINDY	SR UCLA	4:28.99	4:23.97
	:28.69 1:00.69	1:35.00 2:08.34		
	2:46.25 3:24.21	3:54.76 4:23.97		

CONSOLATION FINAL

9)	KIM, LIAH	FR USC	4:25.77	4:21.76
	:27.80 :59.23	1:33.15 2:06.32		
	2:43.97 3:21.71	3:52.41 4:21.76		
10)	FEALEY, ALISON	JR STANFORD	4:24.55	4:21.79
	:28.26 :59.97	1:34.18 2:08.41		
	2:45.20 3:23.24	3:52.92 4:21.79		
11)	OSBERHELMAN, AMY	SR STANFORD	4:23.49	4:22.34
	:28.48 :59.88	1:34.33 2:08.07		
	2:46.70 3:25.07	3:54.20 4:22.34		
12)	SCHICK-GARCIA, EMMANJR	UCLA	4:24.21	4:23.44
	:28.63 1:01.39	1:35.16 2:08.70		
	2:46.10 3:24.47	3:54.53 4:23.44		
13)	POTTER, LARA	SR UCLA	4:26.35	4:23.64
	:29.25 1:02.47	1:37.05 2:10.51		
	2:46.57 3:23.17	3:54.31 4:23.64		
14)	JACOBS, KAREN	FR USC	4:26.92	4:25.75
	:28.25 1:00.38	1:34.39 2:07.00		
	2:45.64 3:25.17	3:55.94 4:25.75		
15)	SCHNEIDER, IRENE	FR WASHINGTON	4:23.27	4:27.38
	:28.49 1:00.32	1:34.58 2:08.32		
	2:45.43 3:24.42	3:56.23 4:27.38		
16)	STEPHENS, ERICA	FR OREGON STATE	4:28.16	4:31.86
	:29.13 1:02.56	1:36.33 2:10.26		
	2:49.34 3:29.33	4:00.64 4:31.86		

BONUS FINAL

17)	CLEGG, AMANDA	SO ARIZONA STATE	4:29.32	4:25.86
	:28.42 1:00.34	1:34.91 2:09.19		
	2:47.49 3:26.32	3:56.39 4:25.86		
18)	BINDER, ALEXIS	FR USC	4:31.89	4:27.01
	:29.13 1:01.51	1:36.95 2:11.69		
	2:49.62 3:27.39	3:57.78 4:27.01		
19)	ARISTED, ANNE	FR STANFORD	4:29.30	4:28.60
	:28.95 1:01.05	1:34.13 2:07.23		
	2:47.13 3:28.43	3:58.86 4:28.60		
20)	HALL, AMY	JR ARIZONA	4:29.49	4:29.14
	:28.80 1:01.16	1:35.80 2:10.25		
	2:49.05 3:27.85	3:59.23 4:29.14		
21)	GIOVAN, CHRISTINA	SO CALIFORNIA	4:28.97	4:29.38
	:28.93 1:01.63	1:37.14 2:12.47		
	2:50.36 3:28.96	3:59.80 4:29.38		

22) MURPHY, CHERYL	JR CALIFORNIA	4:31.98	4:29.62
:29.54	1:03.12	1:38.69	2:13.02
2:52.15	3:31.56	4:01.38	4:29.62
23) MIEDEMA, KELLEY	SO WASHINGTON STATE	4:31.35	4:30.06
:28.40	1:01.16	1:35.53	2:09.28
2:49.59	3:28.32	4:00.05	4:30.06
24) BART, JANELLA	FR WASHINGTON	4:29.89	4:30.22
:29.24	1:01.95	1:36.83	2:11.01
2:49.36	3:28.20	4:00.08	4:30.22
1) OVERTON, ELLI	JR CALIFORNIA	4:18.09	
:28.03	:59.65	1:32.37	2:04.10
2:39.99	3:16.50	3:47.74	4:18.09
2) THIES, LAUREN	FR STANFORD	4:18.22	
:27.77	:59.11	1:31.81	2:04.21
2:41.74	3:19.35	3:49.38	4:18.22
3) MURPHY, CORRIE	FR USC	4:18.43	
:28.39	1:00.52	1:31.97	2:02.61
2:40.20	3:18.78	3:49.21	4:18.43
4) BYER, EVI-LYNN	SR STANFORD	4:20.05	
:28.35	1:00.10	1:32.19	2:03.74
2:41.47	3:19.99	3:50.54	4:20.05
5) TODISCO, JEAN	SR USC	4:20.25	
:28.12	:59.67	1:33.45	2:07.61
2:43.34	3:19.96	3:50.27	4:20.25
6) ADEL, CAROLYN	SO ARIZONA STATE	4:20.83	
:28.20	1:00.08	1:33.44	2:06.03
2:43.72	3:21.34	3:51.71	4:20.83
7) BERTELINK, CINDY	SR UCLA	4:20.99	
:28.29	1:00.49	1:35.06	2:08.50
2:45.45	3:22.56	3:52.70	4:20.99
8) KLINE, LAURIE	*SR UNDF ARIZONA	* 4:22.43	
:28.45	1:00.16	1:34.45	2:06.33
2:45.36	3:23.99	3:53.78	4:22.43
9) WHITE, BRITTANY	FR USC	4:22.89	
:27.70	:59.40	1:31.72	2:03.62
2:42.47	3:20.86	3:52.28	4:22.89
10) SCHNEIDER, IRENE	FR WASHINGTON	4:23.27	
:28.40	1:00.24	1:34.45	2:08.37
2:45.29	3:23.42	3:54.06	4:23.27
11) OBERHELMAN, AMY	SR STANFORD	4:23.49	
:28.71	1:00.21	1:34.65	2:08.69
2:47.47	3:26.04	3:55.39	4:23.49
12) SCHICK-GARCIA, EMMANJR	UCLA	4:24.21	
:28.85	1:01.63	1:35.34	2:08.79
2:46.56	3:24.51	3:55.41	4:24.21
13) FEALEY, ALISON	JR STANFORD	4:24.55	
:28.29	1:00.09	1:33.92	2:07.87
2:45.77	3:24.62	3:55.25	4:24.55
14) KIM, LIAH	FR USC	4:25.77	
:28.17	:59.49	1:33.72	2:07.35
2:46.25	3:25.51	3:56.06	4:25.77
15) POTTER, LARA	SR UCLA	4:26.35	
:29.56	1:02.96	1:38.17	2:11.69
2:48.04	3:25.37	3:56.74	4:26.35
16) JACOBS, KAREN	FR USC	4:26.92	
:28.93	1:01.40	1:35.51	2:09.29
2:47.43	3:25.98	3:57.01	4:26.92
17) STEPHENS, ERICA	FR OREGON STATE	4:28.16	
:29.26	1:02.82	1:35.81	2:09.75
2:48.70	3:27.58	3:57.17	4:28.16
18) GIOVAN, CHRISTINA	SO CALIFORNIA	4:28.97	
:29.39	1:02.16	1:37.64	2:11.97
2:50.38	3:28.50	3:58.89	4:28.97
19) MC PHERSON, KELLY	*SO UNDF USC	* 4:29.28	
:29.56	1:01.78	1:35.51	2:08.40
2:49.82	3:30.99	4:00.37	4:29.28
20) ARISTEO, ANNE	FR STANFORD	4:29.30	
:28.53	1:00.20	1:32.71	2:05.10
2:45.04	3:26.79	3:58.47	4:29.30
21) CLEGG, AMANDA	SO ARIZONA STATE	4:29.32	
:28.02	1:00.14	1:34.25	2:08.39
2:47.29	3:26.77	3:58.10	4:29.32
22) HALL, AMY	JR ARIZONA	4:29.49	
:28.34	1:00.21	1:34.23	2:07.66
2:46.60	3:26.07	3:58.03	4:29.49
23) BART, JANELLA	FR WASHINGTON	4:29.89	
:28.86	1:01.56	1:37.39	2:12.12
2:49.98	3:28.28	3:59.73	4:29.89
24) MIEDEMA, KELLEY	SO WASHINGTON STATE	4:31.35	
:27.95	1:00.47	1:33.72	2:07.27
2:46.94	3:27.70	3:59.84	4:31.35
25) BINDER, ALEXIS	FR USC	4:31.89	
:29.73	1:02.30	1:38.64	2:14.11
2:52.73	3:31.21	4:02.13	4:31.89
26) MURPHY, CHERYL	JR CALIFORNIA	4:31.98	
:28.97	1:01.54	1:36.25	2:10.27
2:49.36	3:29.85	4:01.43	4:31.98
27) JOHNSON, JAMIE	SO USC	4:31.98	
:28.93	1:00.91	1:35.66	2:10.00
2:49.10	3:29.39	4:01.47	4:31.98
28) JACKSON, JODI	*JR UNDF STANFORD	* 4:32.22	
:29.14	1:01.80	1:35.76	2:08.85
2:48.43	3:28.54	4:01.07	4:32.22
29) ZUCKER, LEAH	JR ARIZONA	4:32.60	
:28.61	1:00.74	1:36.51	2:11.44
2:51.97	3:32.87	4:03.42	4:32.60
30) THOM, JULIE	JR WASHINGTON STATE	4:33.83	
:29.27	1:01.07	1:35.92	2:10.41
2:49.45	3:29.51	4:02.18	4:33.83

(CONTINUED ON NEXT PAGE)

EVENT: 8 WOMEN'S 400 YARD INDIVIDUAL MEDLEY

(CONT)

31) WATANABE, MACHIKO	SO WASHINGTON	4:33.87	36) SEVERANCE, KRISTEN	*FR UNOF OSU	* 4:41.52
:29.11 1:01.50 1:35.35 2:08.83			:30.62 1:04.95 1:42.21 2:19.30		
2:48.19 3:29.46 4:01.67 4:33.87			2:57.37 3:36.97 4:09.53 4:41.52		
32) SASADA, KELLI	*FR UNOF ASU	* 4:35.93	37) COHEN, SARAH	FR OREGON STATE	4:47.58
:30.12 1:03.87 1:38.93 2:13.31			:30.11 1:05.89 1:44.01 2:21.42		
2:53.81 3:34.37 4:05.81 4:35.93			3:00.31 3:40.02 4:14.02 4:47.58		
33) MILLER, ALYSON	SO ARIZONA STATE	4:36.21	38) CODDING, JOBIE	SR WASHINGTON STATE	4:49.71
:30.59 1:04.91 1:41.00 2:16.51			:31.15 1:06.80 1:45.06 2:22.66		
2:54.02 3:31.72 4:04.89 4:36.21			3:02.90 3:43.60 4:17.42 4:49.71		
34) ALDWORTH, KATIE	JR CALIFORNIA	4:39.63	39) BROWN, JENNIFER	*FR UNOF ASU	* 4:55.77
:29.86 1:03.25 1:39.78 2:15.56			:30.91 1:05.50 1:44.58 2:22.73		
2:55.21 3:35.18 4:07.98 4:39.63			3:04.09 3:45.44 4:21.27 4:55.77		
35) WALTERS, AIMEE	SO WASHINGTON STATE	4:40.66	40) BREED, CARRIE	FR WASHINGTON STATE	5:00.52
:28.78 1:01.83 1:38.10 2:13.46			:30.84 1:06.17 1:44.74 2:22.07		
2:54.27 3:35.37 4:08.49 4:40.66			3:06.40 3:51.10 4:26.80 5:00.52		

EVENT: 9 WOMEN'S 100 YARD BUTTERFLY
 NCAA RECORD :51.75 AHMANN-LEIGHTON ARIZONA
 PAC-10 RECORD :51.75 AHMANN-LEIGHTON ARIZONA
 MEET RECORD :53.17 MISTY HYMAN STANFORD
 QUALIFYING FOR NCAA AUTOMATIC :54.86
 QUALIFYING FOR NCAA OPTIONAL :56.50

***** FEBRUARY 27, 1998 *****
 1992
 1992
 2/27/98

PLACE NAME YEAR TEAM TRIALS FINAL

CHAMPIONSHIP FINAL

1) HYMAN, MISTY	FR STANFORD	:53.17 **	:53.35
:24.45 :53.35			
** MEET RECORD			
2) HOSACK, SHANNON	SR ARIZONA	:55.11	:54.53
:25.71 :54.53			
3) GOODWIN, BETHANY	FR UCLA	:55.44	:54.66
:25.77 :54.66			
4) CAMPBELL, KAREN	JR USC	:54.58	:54.92
:25.57 :54.92			
5) AMEY, JESSICA	SO STANFORD	:55.14	:55.05
:25.73 :55.05			
6) PHILIPPS, MAUREEN	SR ARIZONA	:55.51	:55.15
:26.06 :55.15			
7) JENKINS, JILL	SR UCLA	:55.31	:55.25
:25.90 :55.25			
8) CROPPER, SIOBHAN	FR STANFORD	:55.30	:55.36
:26.27 :55.36			

CONSOLATION FINAL

9) MINRAPHAL, WAEN	SO CALIFORNIA	:55.74	:54.47
:25.76 :54.47			
10) HOUSER, TIFFANY	JR ARIZONA STATE	:56.12	:56.02
:26.37 :56.02			
11) AYERS, EMILY	SO USC	:55.61	:56.16
:26.30 :56.16			
12) SIMPSON, AMY	SO CALIFORNIA	:55.89	:56.27
:26.40 :56.27			

(CONTINUED ON NEXT PAGE)

13) DYER, JESSICA	SO WASHINGTON	:56.39	:56.69
	:26.90 :56.69		
14) MASTERSON, LINDSEY	SO UCLA	:56.67	:56.88
	:26.66 :56.88		
15) NAGATA, KRISTEN	SO WASHINGTON	:56.27	:56.91
	:27.03 :56.91		
16) MATTOS, ADRIENNE	FR CALIFORNIA	:56.08	:56.92
	:26.57 :56.92		

BONUS FINAL

17) HANSEN, KAREN	SO ARIZONA	:56.77	:56.48
	:26.42 :56.48		
18) GIAMPIETRO, ALLYSON	SO USC	:56.87	:56.61
	:26.81 :56.61		
19) DWYER, BRIGHID	FR UCLA	:57.06	:56.77
	:26.88 :56.77		
20) HERMANN, STEPHANIE	SO CALIFORNIA	:57.56	:57.32
	:27.30 :57.32		
21) ELWONGER, STEPHANIE	SO ARIZONA STATE	:57.50	:57.36
	:27.11 :57.36		
22) ZUCKER, LEAH	JR ARIZONA	:58.68	:58.01
	:27.79 :58.01		
23) HSIEH, MELISSA	FR OREGON STATE	:58.03	:58.17
	:27.40 :58.17		
24) GRIFFITHS, MINDY	SR WASHINGTON STATE	:58.45	:58.72
	:27.83 :58.72		

1) HYMAN, MISTY FR STANFORD :53.17 **
:24.56 :53.17

** MEET RECORD

2) CAMPBELL, KAREN	JR USC	:54.58
	:25.69 :54.58	
3) HOSACK, SHANNON	SR ARIZONA	:55.11
	:26.14 :55.11	
4) AMEY, JESSICA	SO STANFORD	:55.14
	:25.52 :55.14	
5) CROPPER, SIOBHAN	FR STANFORD	:55.30
	:25.83 :55.30	
6) JENKINS, JILL	SR UCLA	:55.31
	:25.93 :55.31	
7) GOODWIN, BETHANY	FR UCLA	:55.44
	:25.82 :55.44	
8) PHILIPPS, MAUREEN	SR ARIZONA	:55.51
	:26.31 :55.51	
9) AYERS, EMILY	SO USC	:55.61
	:26.49 :55.61	
10) MINRAPHAL, WAEN	SO CALIFORNIA	:55.74
	:26.26 :55.74	
11) SIMPSON, AMY	SO CALIFORNIA	:55.89
	:25.89 :55.89	
12) ROSE, GABRIELLE	*SO UNCF STANFORD *	:56.02
	:26.29 :56.02	
13) MATTOS, ADRIENNE	FR CALIFORNIA	:56.08
	:26.25 :56.08	
14) HOUSER, TIFFANY	JR ARIZONA STATE	:56.12
	:26.42 :56.12	

15) NAGATA, KRISTEN	SO WASHINGTON	:56.27
	:26.78 :56.27	
16) DYER, JESSICA	SO WASHINGTON	:56.39
	:27.02 :56.39	
17) MASTERSON, LINDSEY	SO UCLA	:56.67
	:26.35 :56.67	
18) HANSEN, KAREN	SO ARIZONA	:56.77
	:26.42 :56.77	
19) GIAMPIETRO, ALLYSON	SO USC	:56.87
	:26.83 :56.87	
20) DWYER, BRIGHID	FR UCLA	:57.06
	:27.10 :57.06	
21) TOLEDO, SUZANNE	*JR UNCF STANFORD *	:57.44
	:27.01 :57.44	
22) ELWONGER, STEPHANIE	SO ARIZONA STATE	:57.50
	:26.95 :57.50	
23) HERMANN, STEPHANIE	SO CALIFORNIA	:57.56
	:26.87 :57.56	
24) KNAPP, DENALI	*SO UNCF ARIZONA *	:57.95
	:26.73 :57.95	
25) HSIEH, MELISSA	FR OREGON STATE	:58.03
	:27.65 :58.03	
26) JACKSON, JODI	*JR UNCF STANFORD *	:58.27
	:27.40 :58.27	
27) GRIFFITHS, MINDY	SR WASHINGTON STATE	:58.45
	:27.64 :58.45	
28) WILSON, ANNA	*SO UNCF ARIZONA *	:58.50
	:27.28 :58.50	

EVENT: 9 WOMEN'S 100 YARD BUTTERFLY

(CONT)

29)	ZUCKER, LEAH	JR ARIZONA	:58.68	39)	CASTILLO, KRISTAL	FR OREGON STATE	1:00.87
	:28.20	:58.68			:29.12	1:00.87	
30)	ADRIAN, DONELLA	FR ARIZONA STATE	:58.83	40)	WALTERS, AIMEE	SO WASHINGTON STATE	1:01.03
	:27.76	:58.83			:28.58	1:01.03	
31)	MACHADO, REBECCA	*FR UNOF ASU *	:59.12	41)	LEWIS, JULIE	FR OREGON STATE	1:01.34
	:27.81	:59.12			:28.68	1:01.34	
32)	HOBMANN, ANNA	JR WASHINGTON STATE	:59.21	42)	GULLEDGE, COURTNEY	*FR UNOF UCLA *	1:01.56
	:27.85	:59.21			:28.95	1:01.56	
33)	DOBBS, MANDI	SO UCLA	:59.22	43)	BOLDREAU, JACKIE	SO OREGON STATE	1:02.33
	:28.39	:59.22			:29.05	1:02.33	
34)	KIM, LIAH	*FR UNOF USC *	:59.52	44)	WHITNEY, LARISSA	SO OREGON STATE	1:03.33
	:27.87	:59.52			:29.34	1:03.33	
35)	HIGUERA, ARIANNA	FR OREGON STATE	:59.54	45)	HONATA, LIZ	JR WASHINGTON STATE	1:04.48
	:27.36	:59.54			:29.82	1:04.48	
36)	SPANISH, KERRIE	JR WASHINGTON	:59.55		WALZ, MIRANDA	SR UCLA	DISQUAL
	:27.88	:59.55			:00.00	DISQUAL	
37)	LOFTHUS, DENA	*SO UNOF CALIFORNIA*	:59.75		CHIANG, MARYLYN	*JR UNOF CALIFORNIA*	DISQUAL
	:27.82	:59.75			:00.00	DISQUAL	
38)	EWAN, SARAH	JR WASHINGTON STATE	1:00.10				
	:28.16	1:00.10					

EVENT: 10 WOMEN'S 200 YARD FREESTYLE

NCAA RECORD	1:43.28	NICOLE HANISLETT	FLORIDA
PAC-10 RECORD	1:43.61	JENNY THOMPSON	STANFORD
MEET RECORD	1:45.89	SARAH ANDERSON	CALIFORNIA
QUALIFYING FOR NCAA AUTOMATIC	1:48.22		
QUALIFYING FOR NCAA OPTIONAL	1:51.46		

***** FEBRUARY 27, 1998 *****
 1992
 1992
 1991

PLACE NAME YEAR TEAM TRIALS FINAL

CHAMPIONSHIP FINAL

1)	FARELLA, LINDSAY	FR ARIZONA	1:49.13	1:47.41
	:25.02	:51.85	1:18.96	1:47.41
2)	KLINE, LAURIE	SR ARIZONA	1:49.12	1:47.45
	:25.96	:53.11	1:20.46	1:47.45
3)	BLACK, KIM	SO USC	1:49.10	1:47.79
	:25.63	:52.39	1:19.94	1:47.79
4)	PRICE, KEIKO	SO UCLA	1:48.84	1:47.81
	:25.22	:52.24	1:19.66	1:47.81
5)	KOLBISEN, ANYA	SO CALIFORNIA	1:48.66	1:47.95
	:25.34	:52.44	1:20.06	1:47.95
6)	BENKO, LINDSAY	JR USC	1:49.37	1:48.43
	:26.18	:53.28	1:20.71	1:48.43
7)	KOLBISEN, LIESL	SR ARIZONA	1:49.37	1:49.25
	:25.30	:52.60	1:20.73	1:49.25
8)	GASSNER, LINDSAY	SR STANFORD	1:49.53	1:52.08
	:26.11	:54.31	1:22.78	1:52.08

CONSOLATION FINAL

9)	SMITH, EMILY	SO STANFORD	1:51.54	1:49.39
	:25.56	:53.13	1:21.15	1:49.39
10)	FRANCIS, PAIGE	SO USC	1:50.65	1:50.13
	:25.83	:53.68	1:21.81	1:50.13

(CONTINUED ON NEXT PAGE)

11) OMPHROY, NICOLE	SO CALIFORNIA	1:50.12	1:50.24
:25.76	:53.73	1:22.05	1:50.24
12) THOMPSON, REBECCA	JR UCLA	1:51.21	1:50.84
:26.12	:54.11	1:22.44	1:50.84
13) LAMOURE, TRACI	SR OREGON STATE	1:50.91	1:51.04
:25.69	:54.00	1:22.36	1:51.04
14) MURPHY, CASEY	SO ARIZONA STATE	1:51.72	1:51.10
:26.60	:55.14	1:23.52	1:51.10
15) LOWES, KATIE	SO CALIFORNIA	1:51.27	1:51.18
:25.97	:54.08	1:22.61	1:51.18
16) LYON, ALEXIS	FR USC	1:51.45	1:51.73
:26.30	:54.86	1:23.29	1:51.73

BONUS FINAL

17) ZENDER, ERIKA	SO ARIZONA	1:52.36	1:51.57
:27.18	:54.78	1:23.07	1:51.57
18) KELLER, KATIE	JR WASHINGTON STATE	1:52.05	1:51.63
:26.08	:54.53	1:23.50	1:51.63
19) PAVLIK, MELISSA	FR USC	1:52.93	1:52.34
:26.90	:55.39	1:24.17	1:52.34
20) TUCKER-MOHL, JESSICA	SO STANFORD	1:53.05	1:52.50
:26.54	:55.29	1:24.26	1:52.50
21) BRANSTETTER, HEATHER	SR ARIZONA	1:52.89	1:53.02
:26.97	:55.50	1:24.67	1:53.02
22) CASTELLANO, JACLYN	SO UCLA	1:52.29	1:53.06
:26.47	:55.02	1:24.22	1:53.06
23) BICKNELL, BECKY	SR STANFORD	1:53.22	1:53.78
:26.41	:55.49	1:24.91	1:53.78
24) HOLLISTER, MARGIE	JR CALIFORNIA	1:52.68	1:55.12
:26.12	:55.13	1:25.12	1:55.12

1) JACKSON, TRINA	*SO UNOF ARIZONA *	1:48.22	1:50.96
:25.49	:52.71	1:20.37	1:48.22
2) KOLBISEN, ANYA	SO CALIFORNIA	1:48.66	1:51.21
:25.80	:53.03	1:21.09	1:48.66
3) PRICE, KEIKO	SO UCLA	1:48.84	1:51.27
:25.66	:53.00	1:20.81	1:48.84
4) BLACK, KIM	SO USC	1:49.10	1:51.45
:25.95	:53.49	1:21.15	1:49.10
5) KLINE, LAURIE	SR ARIZONA	1:49.12	1:51.54
:26.35	:54.11	1:21.97	1:49.12
6) FARELLA, LINDSAY	FR ARIZONA	1:49.13	1:51.72
:25.64	:53.27	1:21.13	1:49.13
7) KOLBISEN, LIESL	SR ARIZONA	1:49.37	1:52.05
:25.91	:53.92	1:21.85	1:49.37
7) BENKO, LINDSAY	JR USC	1:49.37	1:52.05
:25.95	:53.36	1:21.46	1:49.37
9) GASSNER, LINDSAY	SR STANFORD	1:49.53	1:52.29
:25.97	:54.00	1:21.78	1:49.53
10) OMPHROY, NICOLE	SO CALIFORNIA	1:50.12	1:52.29
:25.66	:53.70	1:21.93	1:50.12
11) FRANCIS, PAIGE	SO USC	1:50.65	1:52.29
:25.85	:53.60	1:21.79	1:50.65
12) LAMOURE, TRACI	SR OREGON STATE	1:50.91	1:52.29
:25.57	:53.46	1:21.98	1:50.91
13) OBERHELMAN, AMY	*SR UNOF STANFORD *	1:50.96	1:52.29
:26.82	:54.91	1:23.08	1:50.96
14) THOMPSON, REBECCA	JR UCLA	1:51.21	1:52.29
:26.31	:54.88	1:23.33	1:51.21
15) LOWES, KATIE	SO CALIFORNIA	1:51.27	1:52.29
:26.41	:54.50	1:22.74	1:51.27
16) LYON, ALEXIS	FR USC	1:51.45	1:52.29
:26.43	:54.28	1:22.88	1:51.45
17) SMITH, EMILY	SO STANFORD	1:51.54	1:52.29
:25.47	:53.65	1:22.27	1:51.54
18) MURPHY, CASEY	SO ARIZONA STATE	1:51.72	1:52.29
:26.48	:54.57	1:23.16	1:51.72
19) KELLER, KATIE	JR WASHINGTON STATE	1:52.05	1:52.29
:26.15	:54.54	1:23.56	1:52.05
20) CASTELLANO, JACLYN	SO UCLA	1:52.29	1:52.29
:26.41	:54.76	1:23.45	1:52.29
21) ZENDER, ERIKA	SO ARIZONA	1:52.36	1:52.29
:27.33	:55.17	1:23.68	1:52.36
22) HOLLISTER, MARGIE	JR CALIFORNIA	1:52.68	1:52.29
:26.35	:54.76	1:23.53	1:52.68
23) BRANSTETTER, HEATHER	SR ARIZONA	1:52.89	1:52.29
:27.08	:55.47	1:24.40	1:52.89
24) PAVLIK, MELISSA	FR USC	1:52.93	1:52.29
:27.15	:55.71	1:24.63	1:52.93

(CONTINUED ON NEXT PAGE)

25) TUCKER-MOHL, JESSICA	STANFORD	1:53.05	40) SMITH, CORY	SO WASHINGTON	1:56.30
:26.60 :55.20 1:24.18 1:53.05			:27.89 :57.37 1:26.81 1:56.30		
26) CHIDESTER, JOAN	*SR UNOF USC	* 1:53.09	41) FLYNN, JULIE	*SO UNOF UCLA	* 1:57.03
:26.95 :55.21 1:24.06 1:53.09			:26.32 :54.92 1:25.40 1:57.03		
27) BICKNELL, BECKY	SR STANFORD	1:53.22	42) ROGERS, JAMIE	*FR UNOF ASU	* 1:57.00
:26.66 :55.72 1:24.88 1:53.22			:27.86 :57.43 1:27.53 1:57.00		
28) ERICSON, ANNA	FR ARIZONA STATE	1:53.58	43) ESLINGER, HEIDI	SR OREGON STATE	1:57.14
:26.72 :55.17 1:24.25 1:53.58			:27.83 :57.47 1:27.47 1:57.14		
29) SOHLEN, ERIKA	SR ARIZONA STATE	1:54.04	44) SAUNDERS, JENNIFER	FR OREGON STATE	1:57.28
:27.26 :56.36 1:25.59 1:54.04			:26.85 :56.01 1:26.43 1:57.28		
30) KELLER, KELSEY	SO WASHINGTON	1:54.20	45) CARSON, BRANDY	*JR UNOF CALIFORNIA*	1:57.30
:26.86 :55.69 1:25.07 1:54.20			:27.09 :57.12 1:27.10 1:57.30		
31) HSIEH, MELISSA	FR OREGON STATE	1:54.28	46) HIGUERA, ARIANNA	*FR UNOF OSU	* 1:58.25
:27.39 :56.13 1:25.13 1:54.28			:26.52 :55.57 1:26.43 1:58.25		
32) WILSON, KELLY	JR ARIZONA STATE	1:54.42	47) JESFJELD, ERIN	*SR UNOF CALIFORNIA*	1:59.06
:27.16 :56.26 1:25.68 1:54.42			:28.69 :58.76 1:29.18 1:59.06		
33) CHEALANDER, LAEL	*FR UNOF USC	* 1:54.51	48) MIYAMOTO, TONIE	FR WASHINGTON STATE	1:59.40
:27.10 :55.64 1:24.66 1:54.51			:28.03 :57.69 1:28.52 1:59.40		
34) GILMAN, REBECCA	*FR UNOF USC	* 1:54.85	49) ANDERSON, AMBER	FR WASHINGTON STATE	1:59.53
:26.83 :55.45 1:24.91 1:54.85			:28.14 :58.09 1:28.99 1:59.53		
35) MC PHERSON, KELLY	*SO UNOF USC	* 1:55.06	50) DALEY, LISA	SR OREGON STATE	2:00.05
:27.68 :56.76 1:26.09 1:55.06			:28.13 :58.00 1:28.98 2:00.05		
36) ROSALLA, ANNE	*FR UNOF ASU	* 1:55.54	51) CHRISTENSEN, SHAINA	JR WASHINGTON	2:00.27
:27.13 :56.14 1:25.97 1:55.54			:28.28 :58.27 1:29.26 2:00.27		
37) WEATHERHEAD, KATHERINE	FR WASHINGTON	1:55.68	52) JONES, MARCIE	JR WASHINGTON	2:02.17
:27.13 :56.11 1:25.73 1:55.68			:29.11 1:00.00 1:31.72 2:02.17		
38) STACEY, LONNA	SR USC	1:55.72	53) AMES-KLEIN, KILEY	*JR UNOF UCLA	* 2:02.76
:26.18 :54.57 1:24.21 1:55.72			:28.95 1:00.03 1:31.49 2:02.76		
39) ADAMS, SARAH	SO ARIZONA STATE	1:55.76	MINRAPHAL, WAEN	*SO UNOF CALIFORNIA*	DISQUAL
:26.13 :54.26 1:24.70 1:55.76			:00.00 :00.00 :00.00 DISQUAL		

EVENT: 11 WOMEN'S 100 YARD BREASTSTROKE

NCAA RECORD	:59.71	BEATA KASZUBA	ASU
PAC-10 RECORD	:59.71	BEATA KASZUBA	ASU
MEET RECORD	1:01.28	KRISTINE QUANCE	USC
QUALIFYING FOR NCAA AUTOMATIC	1:02.33		
QUALIFYING FOR NCAA OPTIONAL	1:04.19		

***** FEBRUARY 27, 1998 *****

1995
1995
1994

PLACE	NAME	YEAR	TEAM	TRIALS	FINAL
-------	------	------	------	--------	-------

CHAMPIONSHIP FINAL

1) ETTER, LINDSAY	SR UCLA	1:02.21	1:01.28 **
:29.19 1:01.28			
** MEET RECORD			
2) AUSTEVOLL, ELIN	JR STANFORD	1:02.06	1:01.67
:29.20 1:01.67			
3) WINES, AMBER	SO UCLA	1:02.34	1:02.13
:29.24 1:02.13			
4) JALTNER, HANNA	FR CALIFORNIA	1:02.96	1:03.17
:29.66 1:03.17			
5) ROSE, GABRIELLE	SO STANFORD	1:05.02	1:03.79
:30.06 1:03.79			
6) ELDRIDGE, ERIN	SO WASHINGTON STATE	1:03.28	1:04.39
:30.37 1:04.39			
7) BRELSFORD, JENNI	SO CALIFORNIA	1:03.85	1:04.98
:30.18 1:04.98			
8) SMITH, TINA	SO ARIZONA	1:04.67	1:05.01

CONSOLATION FINAL

9) WILSON, ANNA	SO ARIZONA	1:05.02	1:04.78
		:30.30	1:04.78
10) SHALL, NICOLE	FR WASHINGTON	1:05.23	1:05.15
		:31.10	1:05.15
11) ANDERSON, CARRIE	JR ARIZONA STATE	1:05.29	1:05.60
		:31.60	1:05.60
12) MILLER, ALYSON	SO ARIZONA STATE	1:06.14	1:05.66
		:31.52	1:05.66
13) DE FELICE, HEATHER	FR UCLA	1:05.49	1:05.87
		:31.35	1:05.87
14) BISCAY, HILLARY	SO USC	1:06.60	1:05.91
		:31.29	1:05.91
15) POMELLA, ANGIE	FR ARIZONA STATE	1:06.42	1:07.10
		:31.60	1:07.10
16) CHISHOLM, JESSICA	JR WASHINGTON STATE	1:07.04	1:07.59
		:31.92	1:07.59

BONUS FINAL

17) TAYLOR, TENILLE	SO ARIZONA STATE	1:07.23	1:06.60
		:31.63	1:06.60
18) GOODING, KRISTEN	SO ARIZONA STATE	1:07.61	1:07.25
		:31.72	1:07.25
19) SIMPSON, AMY	SO CALIFORNIA	1:07.05	1:07.34
		:31.93	1:07.34
20) HARRIS, SUNNY	SO WASHINGTON	1:07.24	1:07.48
		:31.95	1:07.48
21) DUTTS, NICOLE	FR UCLA	1:08.37	1:07.91
		:32.22	1:07.91
22) SIMMONS, KATE	SO UCLA	1:08.55	1:08.14
		:32.59	1:08.14
23) HOPWOOD, TARA	JR STANFORD	1:08.25	1:08.41
		:32.10	1:08.41
24) SEVERANCE, KRISTEN	FR OREGON STATE	1:09.31	1:08.87
		:32.46	1:08.87

1) AUSTEVOLL, ELIN	JR STANFORD	1:02.06		10) SHALL, NICOLE	FR WASHINGTON	1:05.23	
		:29.64	1:02.06			:30.89	1:05.23
2) ETTER, LINDSAY	SR UCLA	1:02.21		11) ANDERSON, CARRIE	JR ARIZONA STATE	1:05.29	
		:29.50	1:02.21			:30.86	1:05.29
3) WINES, AMBER	SO UCLA	1:02.34		12) HANSEN, KAREN	*SO UNOF ARIZONA *	1:05.47	
		:29.30	1:02.34			:30.95	1:05.47
4) JALTNER, HANNA	FR CALIFORNIA	1:02.96		13) DE FELICE, HEATHER	FR UCLA	1:05.49	
		:30.04	1:02.96			:31.22	1:05.49
5) ELDRIDGE, ERIN	SO WASHINGTON STATE	1:03.28		14) MILLER, ALYSON	SO ARIZONA STATE	1:06.14	
		:30.14	1:03.28			:31.88	1:06.14
6) BRELSFORD, JENNI	SO CALIFORNIA	1:03.85		15) POMELLA, ANGIE	FR ARIZONA STATE	1:06.42	
		:30.01	1:03.85			:31.38	1:06.42
7) SMITH, TINA	SO ARIZONA	1:04.67		16) BISCAY, HILLARY	SO USC	1:06.60	
		:30.39	1:04.67			:31.37	1:06.60
8) ROSE, GABRIELLE	SO STANFORD	1:05.02	1:04.72	17) IMWALLE, KRISTIN	*JR UNOF CALIFORNIA*	1:06.96	
		:30.50	1:05.02			:31.85	1:06.96
9) WILSON, ANNA	SO ARIZONA	1:05.02	1:04.91	18) CHISHOLM, JESSICA	JR WASHINGTON STATE	1:07.04	
		:30.40	1:05.02			:31.38	1:07.04

(CONTINUED ON NEXT PAGE)

* SWIM OFF

EVENT: 11 WOMEN'S 100 YARD BREASTSTROKE

(CONT)

PAGE 10

19) SIMPSON, AMY	SO CALIFORNIA	1:07.05	28) SEVERANCE, KRISTEN	FR OREGON STATE	1:09.31
:31.73 1:07.05			:32.99 1:09.31		
20) TAYLOR, TENILLE	SO ARIZONA STATE	1:07.23	29) KIMURA, NIKOLE	FR WASHINGTON	1:09.47
:32.65 1:07.23			:33.23 1:09.47		
21) HARRIS, SUNNY	SO WASHINGTON	1:07.24	30) LEWIS, JULIE	FR OREGON STATE	1:09.59
:32.11 1:07.24			:33.11 1:09.59		
22) ADEL, CAROLYN	*SO UNOF ASU *	1:07.41	31) OCKEN, JULIE	SR WASHINGTON	1:09.82
:32.03 1:07.41			:32.84 1:09.82		
23) GOODING, KRISTEN	SO ARIZONA STATE	1:07.61	32) COHEN, SARAH	FR OREGON STATE	1:11.77
:31.32 1:07.61			:33.99 1:11.77		
24) HOPWOOD, TARA	JR STANFORD	1:08.25	33) JESFJELD, ERIN	*SR UNOF CALIFORNIA*	1:12.47
:32.00 1:08.25			:34.50 1:12.47		
25) DOTTS, NICOLE	FR UCLA	1:08.37	34) GIESBRECHT, GINA	SO OREGON STATE	1:12.69
:33.06 1:08.37			:34.19 1:12.69		
26) SIMMONS, KATE	SO UCLA	1:08.55	35) WINSLOW, CHRISTY	JR OREGON STATE	1:19.85
:32.36 1:08.55			:37.53 1:19.85		
27) CARSON, BRANDY	*JR UNOF CALIFORNIA*	1:09.18			
:33.40 1:09.18					

EVENT: 12 WOMEN'S 100 YARD BACKSTROKE

FEBRUARY 27, 1998

NCAA RECORD	:52.79	LEA LOVELESS	STANFORD	1992
PAC-10 RECORD	:52.79	LEA LOVELESS	STANFORD	1992
MEET RECORD	:53.00	LEA LOVELESS	STANFORD	1994
QUALIFYING FOR NCAA AUTOMATIC	:55.27			
QUALIFYING FOR NCAA OPTIONAL	:56.92			

PLACE	NAME	YEAR	TEAM	TRIALS	FINAL
CHAMPIONSHIP FINAL					
1)	FOX, CATHERINE	SO	STANFORD	:54.27	:53.01
	:25.67	:53.01			
2)	CHIANG, MARYLYN	JR	CALIFORNIA	:54.73	:54.09
	:26.36	:54.09			
3)	COPE, HALEY	FR	CALIFORNIA	:55.00	:54.89
	:27.06	:54.89			
4)	KNAPP, DENALI	SO	ARIZONA	:55.14	:55.05
	:27.01	:55.05			
5)	TOLEDO, SUZANNE	JR	STANFORD	:56.56	:55.77
	:27.46	:55.77			
6)	JOHANSSON, CAMILLA	JR	ARIZONA STATE	:56.72	:56.16
	:27.81	:56.16			
7)	RAWN, CHANTAL	JR	STANFORD	:56.15	:56.42
	:27.60	:56.42			
8)	JENKINS, JILL	SR	UCLA	:56.83	:56.95
	:27.54	:56.95			
CONSOLATION FINAL					
9)	ELSNER, ADDY	JR	WASHINGTON	:56.84	:56.22
	:27.86	:56.22			
10)	HALL, AMANDA	JR	UCLA	:57.13	:56.46
	:27.60	:56.46			
11)	DYER, JESSICA	SO	WASHINGTON	:57.69	:57.33
	:28.39	:57.33			

(CONTINUED ON NEXT PAGE)

12) VATH, GWYNETTE	SO ARIZONA STATE	:57.39	:57.43
		:28.17	:57.43
13) HOHMANN, ANNA	JR WASHINGTON STATE	:57.99	:57.46
		:28.23	:57.46
14) STEPHENS, ERICA	FR OREGON STATE	:57.87	:57.74
		:28.15	:57.74
15) AYERS, EMILY	SO USC	:58.32	:58.16
		:28.62	:58.16
16) GRIFFITHS, MINDY	SR WASHINGTON STATE	:58.43	:58.24
		:28.44	:58.24

BONUS FINAL

17) HENDRICKS, HEIDI	FR USC	:58.51	:58.02
		:28.00	:58.02
18) WALZ, MIRANDA	SR UCLA	:58.60	:58.33
		:28.75	:58.33
19) REDING, KATE	SR CALIFORNIA	:58.56	:58.82
		:28.72	:58.82
20) REHRMANN, LIZ	SR CALIFORNIA	:59.19	:58.94
		:28.95	:58.94
21) ENDERLE, WENDY	JR WASHINGTON STATE	:59.34	:58.95
		:28.68	:58.95
22) REIMANN, KIM	SO WASHINGTON	:59.25	:59.28
		:28.83	:59.28
23) SASADA, KELLI	FR ARIZONA STATE	:59.76	:59.83
		:29.25	:59.83
24) ADRIAN, DONELLA	FR ARIZONA STATE	1:00.06	1:00.27
		:29.66	1:00.27
1) FOX, CATHERINE	SO STANFORD	:54.27	
		:26.34	:54.27
2) CHIANG, MARYLYN	JR CALIFORNIA	:54.73	
		:26.67	:54.73
3) COPE, HALEY	FR CALIFORNIA	:55.00	
		:27.23	:55.00
4) KNAPP, DENALI	SO ARIZONA	:55.14	
		:27.22	:55.14
5) RAWN, CHANTAL	JR STANFORD	:56.15	
		:27.70	:56.15
6) TOLEDO, SUZANNE	JR STANFORD	:56.56	
		:27.97	:56.56
7) JOHANSSON, CAMILLA	JR ARIZONA STATE	:56.72	
		:27.90	:56.72
8) JENKINS, JILL	SR UCLA	:56.83	
		:27.75	:56.83
9) ELSNER, ADDY	JR WASHINGTON	:56.84	
		:27.79	:56.84
10) AMEY, JESSICA	*SO UNDF STANFORD *	:56.97	
		:27.59	:56.97
11) BYER, EVI-LYNN	*SR UNDF STANFORD *	:57.05	
		:28.11	:57.05
12) HALL, AMANDA	JR UCLA	:57.13	
		:28.11	:57.13
13) VATH, GWYNETTE	SO ARIZONA STATE	:57.39	
		:28.09	:57.39
14) DYER, JESSICA	SO WASHINGTON	:57.69	
		:28.51	:57.69
15) FRANCIS, PAIGE	*SO UNDF USC *	:57.76	
		:28.34	:57.76
16) STEPHENS, ERICA	FR OREGON STATE	:57.87	
		:28.09	:57.87
17) HOHMANN, ANNA	JR WASHINGTON STATE	:57.99	
		:28.57	:57.99
18) EWERS, MAREN	*SO UNDF STANFORD *	:58.29	
		:28.53	:58.29
19) AYERS, EMILY	SO USC	:58.32	
		:28.63	:58.32
20) GRIFFITHS, MINDY	SR WASHINGTON STATE	:58.43	
		:28.27	:58.43
21) HENDRICKS, HEIDI	FR USC	:58.51	
		:28.22	:58.51
22) REDING, KATE	SR CALIFORNIA	:58.56	
		:28.72	:58.56
23) WALZ, MIRANDA	SR UCLA	:58.60	
		:28.82	:58.60
24) DWYER, BRIGHID	*FR UNDF UCLA *	:58.98	
		:29.28	:58.98
25) LOFTHUS, DENA	*SO UNDF CALIFORNIA*	:59.14	
		:28.99	:59.14
26) REHRMANN, LIZ	SR CALIFORNIA	:59.19	
		:28.57	:59.19

27)	MASTERTSON, LINDSEY	#SO	UNDF UCLA	*	:59.24	35)	LYSOBORSKI, KIM	FR	WASHINGTON	1:00.80
	:28.64	:59.24					:29.47	1:00.80		
28)	REIMANN, KIM	SO	WASHINGTON		:59.25	36)	THOMPSON, JESSICA	SO	WASHINGTON	1:00.94
	:28.86	:59.25					:29.64	1:00.94		
29)	ENDERLE, WENDY	JR	WASHINGTON STATE		:59.34	37)	NOVAK, RACHAEL	FR	OREGON STATE	1:01.42
	:29.21	:59.34					:29.71	1:01.42		
30)	SASADA, KELLI	FR	ARIZONA STATE		:59.76	38)	HONATA, LIZ	JR	WASHINGTON STATE	1:01.54
	:28.90	:59.76					:29.63	1:01.54		
31)	ADRIAN, DONELLA	FR	ARIZONA STATE		1:00.06	39)	GULLEDGE, COURTNEY	*FR	UNDF UCLA	* 1:01.66
	:29.30	1:00.06					:30.19	1:01.66		
32)	MESTBERG, LAUREN	*FR	UNDF UCLA	*	1:00.32	40)	MUIRHEAD, SUZIE	SO	WASHINGTON STATE	1:03.19
	:29.70	1:00.32					:30.30	1:03.19		
33)	COLTER, TAMMY	SR	WASHINGTON STATE		1:00.46	41)	LOWERS, JILL	SO	OREGON STATE	1:03.77
	:29.25	1:00.46					:31.00	1:03.77		
34)	SCHMEID, ELI	SO	WASHINGTON STATE		1:00.66	42)	AMES-KLEIN, KILEY	*JR	UNDF UCLA	* 1:04.13
	:29.33	1:00.66					:31.04	1:04.13		

1998 PACIFIC-10 CONFERENCE WOMEN'S SWIMMING CHAMPIONSHIPS FEB. 26-28, 1998
 HELD AT: BELMONT PLAZA OLYMPIC POOL, LONG BEACH, CALIFORNIA
 HOSTED BY: UNIVERSITY OF CALIFORNIA-LOS ANGELES
 FEBRUARY 27, 1998

EVENT: 14 WOMEN'S 800 YARD FREESTYLE RELAY

NCAA RECORD 7:04.06 STANFORD STANFORD 1992
 PAC-10 RECORD 7:04.06 STANFORD STANFORD 1992
 MEET RECORD 7:14.01 STANFORD STANFORD 1994
 QUALIFYING FOR NCAA AUTOMATIC 7:15.73
 QUALIFYING FOR NCAA OPTIONAL 7:28.80
 FINAL RESULTS TIMED FINALS

RANK	NAME	YEAR	TEAM	TIME
1) STANFORD "A" 7:12.14 **				
1)	ROSE, GABRIELLE SO	:25.95	3) THIES, LAUREN FR	4:01.00
		:53.06		4:29.07
		1:20.91		4:56.49
		1:48.74		5:24.21
2)	HYMAN, MISTY FR	2:13.73	4) FOX, CATHERINE SO	5:48.82
		2:40.60		6:15.89
		3:08.42		6:43.75
		3:36.47		7:12.14
** MEET RECORD				
2) ARIZONA "A" 7:13.37				
1)	JACKSON, TRINA SO	:25.31	3) KOLBISEN, LIESL SR	4:01.16
		:51.96		4:29.09
		1:19.10		4:57.56
		1:46.55		5:25.39
2)	FARELLA, LINDSAY FR	2:11.72	4) KLINE, LAURIE SR	5:51.09
		2:39.30		6:18.30
		3:07.31		6:45.99
		3:35.75		7:13.37
3) USC "A" 7:22.00				
1)	FRANCIS, PAIGE SO	:25.88	3) LYON, ALEXIS FR	4:06.24
		:54.23		4:35.17
		1:22.69		5:03.69
		1:51.09		5:31.47
2)	BLACK, KIM SO	2:16.31	4) BENKO, LINDSAY JR	5:57.09
		2:43.78		6:25.15
		3:11.86		6:53.59
		3:39.97		7:22.00
4) CALIFORNIA "A" 7:25.77				
1)	CHIANG, MARYLYN JR	:26.59	3) OMPHROY, NICOLE SO	4:09.28
		:55.18		4:38.07
		1:24.59		5:06.50
		1:53.64		5:35.02
2)	KOLBISEN, ANYA SO	2:18.83	4) OVERTON, ELLI JR	6:00.20
		2:46.79		6:28.38
		3:15.21		6:56.99
		3:43.35		7:25.77

5) ARIZONA STATE "A"		7:29.58	
1) ERICSON, ANNA	FR	:26.30	3) MURPHY, CASEY SO 4:09.44
		:54.46	4:37.87
		1:22.98	5:06.74
		1:52.46	5:35.29
2) ADEL, CAROLYN	SO	2:18.09	4) WILSON, KELLY JR 6:01.73
		2:46.35	6:30.21
		3:15.24	6:59.53
		3:43.89	7:29.58

6) UCLA "A"		7:32.56	
1) BERTELINK, CINDYSR		:26.49	3) THOMPSON, REBECCJR 4:10.83
		:54.64	4:39.24
		1:23.19	5:08.06
		1:51.16	5:37.04
2) GOODWIN, BETHANYFR		2:17.25	4) CASTELLANO, JACLSO 6:03.40
		2:46.20	6:32.43
		3:15.86	7:02.20
		3:45.26	7:32.56

7) OREGON STATE "A"		7:37.63	
1) LAPOURE, TRACI	SR	:25.97	3) STEPHENS, ERICA FR 4:11.42
		:54.06	4:39.90
		1:22.79	5:10.11
		1:51.46	5:41.45
2) HSIEH, MELISSA	FR	2:17.93	4) ESLINGER, HEIDI SR 6:00.26
		2:46.82	6:37.82
		3:16.34	7:07.69
		3:45.57	7:37.63

7) WASHINGTON "A"		7:37.63	
1) KELLER, KELSEY	SO	:26.60	3) HARRIS, SUNNY SO 4:17.61
		:55.26	4:46.72
		1:24.63	5:16.43
		1:54.03	5:46.42
2) WEATHERHEAD, KATFR		2:20.60	4) ELSNER, ADDY JR 6:11.62
		2:49.82	6:39.82
		3:20.59	7:08.75
		3:51.43	7:37.63

WASHINGTON STATE "A"		DISQUAL	
1) CHAMBERS, GRETCHSO		:26.75	3) GRIFFITHS, MINDYSR 4:15.03
		:55.78	4:44.68
		1:25.07	5:14.25
		1:54.40	5:43.43
2) KELLER, KATIE	JR	2:20.46	4) COULTER, TAMMY SR 6:09.22
		2:49.44	6:37.90
		3:18.78	7:07.01
		3:47.95	DISQUAL

UNOF USC "B" * 7:32.81 EX

1) MURPHY, CORRIE	FR	:26.81	3) KIM, LIAH	FR	4:11.35
		:55.42			4:40.18
		1:24.26			5:09.33
		1:52.69			5:37.89
2) TODISCO, JEAN	SR	2:18.99	4) PAVLIK, MELISSA	FR	6:04.91
		2:47.34			6:34.50
		3:16.07			7:04.10
		3:44.63			7:32.81


UNOF USC "C" * 7:33.66 EX

1) SILMAN, REBECCA	FR	:27.13	3) CHEALANDER, LAEL	FR	4:13.29
		:56.05			4:42.04
		1:24.99			5:11.30
		1:53.92			5:41.30
2) CHIDESTER, JOAN	SR	2:19.54	4) MC PHERSON, KELLSO		6:07.14
		2:48.12			6:35.56
		3:17.67			7:04.64
		3:46.96			7:33.66

UNOF ASU "B" * 7:36.07 EX

1) ELWONGER, STEPHASO		:26.50	3) CLEGG, AMANDA	SO	4:12.35
		:55.07			4:41.73
		1:23.88			5:11.42
		1:52.84			5:40.84
2) SCHLEN, ERIKA	SR	2:18.77	4) ADRIAN, DONELLA	FR	6:07.52
		2:47.37			6:36.73
		3:16.56			7:06.59
		3:46.10			7:36.07

1998 Pacific-10 Conference Women's Swimming Championships



SATURDAY, FEBRUARY 28, 1998

ORDER OF EVENTS

- | | |
|---------------------|---|
| EVENT #15 | 1650 YARD FREESTYLE - LAST HEAT OF TIMED FINALS |
| EVENT #16 | 200 YARD BACKSTROKE |
| EVENT #17 | 100 YARD FREESTYLE |
| EVENT #18 | 200 YARD BREASTSTROKE |
| EVENT #19 | 200 YARD BUTTERFLY |
| | 15 MINUTE BREAK |
| EVENT #21 | 400 YARD FREESTYLE RELAY |
| PAC-10 INVITATIONAL | |



February 26-28, 1998
Long Beach, California
Host: UCLA

1998 PACIFIC-10 CONFERENCE WOMEN'S SWIMMING CHAMPIONSHIPS FEB. 26-28, 1998
 HELD AT: BELMONT PLAZA OLYMPIC POOL, LONG BEACH, CALIFORNIA
 HOSTED BY: UNIVERSITY OF CALIFORNIA-LOS ANGELES

ZNT: 15 WOMEN'S 1650 YARD FREESTYLE
 NCAA RECORD 15:39.14 JANET EVANS STAMFORD
 PAC-10 RECORD 15:39.14 JANET EVANS STAMFORD
 MEET RECORD 15:53.77 JANET EVANS STAMFORD
 QUALIFYING FOR NCAA AUTOMATIC 16:29.68
 QUALIFYING FOR NCAA OPTIONAL 16:50.18
 FINAL RESULTS TIMED FINALS

***** FEBRUARY 28, 1998 *****

RANK	NAME	YEAR	TEAM	TIME
1)	JACKSON, TRINA	SO	ARIZONA	15:57.73
	:27.28 :56.28	1:25.72	1:55.18	2:24.43 2:53.47
	3:22.05 3:50.61	4:19.21	4:47.85	5:16.61 5:45.41
	6:14.28 6:43.15	7:12.10	7:40.96	8:09.93 8:38.91
	9:08.00 9:37.04	10:06.17	10:35.21	11:04.47 11:33.64
	12:02.76 12:31.96	13:01.20	13:30.68	14:00.26 14:29.76
	14:59.24 15:28.84	15:57.73		
2)	KLINE, LAURIE	SR	ARIZONA	16:01.55
	:27.65 :56.56	1:25.93	1:55.40	2:24.66 2:53.73
	3:22.59 3:51.23	4:19.95	4:48.90	5:17.00 5:46.96
	6:16.21 6:45.25	7:14.42	7:43.78	8:13.11 8:42.36
	9:11.68 9:41.06	10:10.33	10:39.64	11:08.79 11:38.15
	12:07.59 12:37.02	13:06.40	13:35.90	14:05.21 14:34.82
	15:04.02 15:33.20	16:01.55		
3)	BINDER, ALEXIS	FR	USC	16:38.28
	:28.37 :58.15	1:28.17	1:58.34	2:28.32 2:58.39
	3:28.54 3:58.60	4:28.83	4:59.00	5:29.05 5:59.17
	6:29.21 6:59.27	7:29.27	7:59.51	8:29.69 8:59.73
	9:29.95 10:00.05	10:30.13	11:00.11	11:30.37 12:00.34
	12:30.18 13:00.24	13:30.60	14:00.58	14:30.64 15:00.87
	15:31.01 16:01.03	16:38.28		
4)	OVERHELMAN, AMY	SR	STAMFORD	16:32.27
	:28.11 :57.92	1:27.73	1:57.86	2:27.01 2:57.05
	3:28.14 3:58.42	4:28.56	4:58.65	5:28.61 5:58.52
	6:28.58 6:58.70	7:28.76	7:58.86	8:29.16 8:59.25
	9:29.20 9:59.57	10:29.89	11:00.20	11:30.64 12:00.82
	12:30.94 13:01.33	13:31.49	14:01.77	14:32.44 15:03.11
	15:33.70 16:03.77	16:32.27		
5)	BRANSTETTER, HEATHER	SR	ARIZONA	16:37.68
	:28.66 :58.99	1:29.35	1:59.54	2:29.88 3:00.13
	3:30.44 4:00.77	4:31.01	5:01.35	5:31.10 6:00.83
	6:30.66 7:00.41	7:30.62	8:00.72	8:30.71 9:00.90
	9:31.65 10:01.96	10:32.21	11:02.62	11:33.00 12:03.43
	12:33.96 13:04.29	13:34.71	14:05.13	14:36.02 15:06.64
	15:37.32 16:07.96	16:37.68		
6)	BERTELINK, CINDY	SR	UCLA	16:39.67
	:28.15 :58.49	1:29.06	1:59.56	2:30.15 3:00.64
	3:30.82 4:01.09	4:31.37	5:01.69	5:31.90 6:02.02
	6:32.25 7:02.43	7:32.83	8:03.12	8:33.29 9:03.70
	9:34.15 10:04.38	10:34.92	11:05.26	11:35.79 12:06.03
	12:36.69 13:07.45	13:38.02	14:08.43	14:38.85 15:09.31
	15:39.79 16:10.19	16:39.67		

RANK	NAME	YEAR	TEAM	TIME
7)	ADEL, CAROLYN	SO	ARIZONA STATE	16:44.08
	:28.00 :58.67	1:29.57	2:00.25	2:30.71 3:01.29
	3:31.64 4:01.49	4:31.69	5:02.04	5:32.16 6:02.23
	6:32.59 7:02.87	7:33.15	8:03.90	8:34.40 9:05.15
	9:35.90 10:06.65	10:37.20	11:08.09	11:38.76 12:09.30
	12:40.89 13:10.72	13:41.61	14:12.37	14:43.37 15:14.01
	15:44.62 16:14.87	16:44.08		
8)	PAVLIK, MELISSA	FR	USC	16:45.63
	:28.32 :58.45	1:29.03	1:59.70	2:30.20 3:00.71
	3:31.22 4:01.69	4:32.22	5:02.70	5:33.16 6:03.69
	6:34.25 7:04.90	7:35.50	8:06.25	8:36.91 9:07.54
	9:38.29 10:09.20	10:40.11	11:10.96	11:41.50 12:12.25
	12:42.95 13:13.83	13:44.40	14:15.17	14:45.91 15:16.27
	15:46.52 16:16.82	16:45.63		
9)	IMWALLE, KRISTIN	JR	CALIFORNIA	16:45.82
	:28.92 :59.59	1:30.31	2:01.03	2:31.44 3:01.91
	3:32.41 4:02.67	4:33.12	5:03.36	5:33.66 6:04.01
	6:34.44 7:04.91	7:35.36	8:05.82	8:36.29 9:06.74
	9:37.16 10:07.63	10:38.03	11:08.32	11:38.60 12:08.86
	12:39.52 13:10.34	13:41.19	14:12.02	14:42.93 15:14.15
	15:45.20 16:16.30	16:45.82		
10)	MURPHY, CASEY	SO	ARIZONA STATE	16:52.41
	:28.39 :59.07	1:29.94	2:00.65	2:31.14 3:01.50
	3:31.88 4:02.10	4:32.24	5:02.32	5:32.52 6:02.77
	6:33.11 7:03.61	7:34.17	8:04.81	8:35.36 9:05.94
	9:36.64 10:07.65	10:38.47	11:09.16	11:39.99 12:10.84
	12:42.00 13:13.25	13:44.62	14:15.65	14:46.88 15:18.26
	15:50.15 16:21.71	16:52.41		
11)	JOHNSON, JAMIE	SO	USC	16:55.87
	:28.53 :58.69	1:28.95	1:59.00	2:29.05 2:59.16
	3:29.25 3:59.33	4:29.53	4:59.83	5:30.29 6:00.72
	6:31.25 7:01.52	7:32.12	8:03.10	8:33.95 9:04.89
	9:35.98 10:07.33	10:38.58	11:09.97	11:41.40 12:12.69
	12:44.20 13:15.64	13:47.37	14:19.04	14:50.58 15:22.02
	15:53.61 16:25.12	16:55.87		
12)	ZENDER, ERIKA	SO	ARIZONA	16:59.04
	:28.75 :59.23	1:29.79	2:00.38	2:30.95 3:01.53
	3:32.27 4:03.04	4:33.83	5:04.48	5:34.98 6:05.53
	6:36.22 7:06.92	7:37.98	8:09.06	8:40.15 9:11.20
	9:42.25 10:13.34	10:44.30	11:15.50	11:46.68 12:17.89
	12:49.14 13:20.23	13:51.61	14:23.02	14:54.19 15:25.85
	15:57.48 16:28.76	16:59.04		

- 13) JACOBS, KAREN FR USC 17:01.41
 :28.36 :58.77 1:29.35 1:59.98 2:30.69 3:01.40
 3:31.96 4:02.75 4:33.66 5:04.37 5:35.15 6:05.98
 6:36.92 7:08.02 7:39.27 8:10.48 8:41.57 9:12.73
 9:44.04 10:15.23 10:46.22 11:17.67 11:49.86 12:20.32
 12:51.70 13:23.26 13:54.74 14:25.98 14:57.37 15:28.44
 15:59.50 16:30.67 17:01.41
- 14) KELLER, KELSEY SO WASHINGTON 17:17.27
 :29.34 1:01.33 1:33.35 2:05.27 2:36.74 3:08.21
 3:39.56 4:10.86 4:42.19 5:13.64 5:45.05 6:16.38
 6:47.86 7:19.11 7:50.48 8:21.83 8:53.18 9:24.44
 9:56.00 10:27.77 10:59.23 11:30.49 12:01.96 12:33.00
 13:04.47 13:35.96 14:07.62 14:39.40 15:11.32 15:42.98
 16:14.02 16:46.30 17:17.27
- 15) THOM, JULIE JR WASHINGTON STATE 17:26.38
 :29.00 :59.55 1:30.66 2:02.02 2:33.57 3:05.32
 3:37.23 4:08.98 4:40.80 5:12.62 5:44.43 6:16.30
 6:47.93 7:19.69 7:51.58 8:23.29 8:55.09 9:26.88
 9:58.95 10:31.03 11:03.02 11:35.16 12:07.32 12:39.27
 13:11.16 13:43.26 14:15.41 14:47.65 15:19.77 15:51.59
 16:23.66 16:55.54 17:26.38
- 16) JONES, MARCIE JR WASHINGTON 17:28.22
 :30.04 1:01.52 1:33.36 2:05.28 2:37.11 3:08.77
 3:40.51 4:12.43 4:44.30 5:16.06 5:47.59 6:19.23
 6:50.66 7:22.32 7:53.92 8:25.54 8:56.99 9:28.52
 10:00.18 10:31.91 11:03.66 11:35.40 12:07.41 12:39.35
 13:11.23 13:43.54 14:15.63 14:47.82 15:20.27 15:52.50
 16:24.62 16:56.92 17:28.22
- 17) CHAMBERS, GRETCHEN SO WASHINGTON STATE 17:32.52
 :29.23 1:00.84 1:32.95 2:05.41 2:37.93 3:10.42
 3:42.69 4:15.13 4:47.37 5:19.76 5:51.84 6:24.03
 6:56.25 7:28.27 8:00.14 8:32.27 9:04.37 9:36.38
 10:08.47 10:40.50 11:12.33 11:44.18 12:15.87 12:47.93
 13:19.97 13:51.72 14:23.67 14:55.33 15:27.39 15:59.15
 16:30.51 17:01.75 17:32.52
- 18) SASADA, KELLI FR ARIZONA STATE 17:46.94
 :30.24 1:02.61 1:34.92 2:07.11 2:39.61 3:12.09
 3:44.61 4:17.14 4:49.33 5:21.56 5:53.87 6:26.14
 6:58.35 7:30.57 8:02.92 8:35.02 9:06.88 9:39.23
 10:11.82 10:44.00 11:16.49 11:48.78 12:21.41 12:53.96
 13:26.66 13:59.37 14:31.80 15:04.73 15:37.38 16:10.18
 16:42.73 17:15.30 17:46.94
- 19) WILSON, KELLY JR ARIZONA STATE 17:49.57
 :29.45 1:01.47 1:33.75 2:06.03 2:38.36 3:10.94
 3:43.31 4:15.79 4:48.30 5:21.12 5:53.99 6:26.33
 6:58.87 7:31.48 8:03.93 8:36.56 9:09.23 9:41.75
 10:14.24 10:47.05 11:19.62 11:52.24 12:25.00 12:57.61
 13:30.43 14:02.99 14:35.45 15:07.79 15:40.23 16:12.02
 16:45.35 17:17.83 17:49.57
- 20) ESLINGER, HEIDI SR OREGON STATE 17:57.42
 :31.04 1:04.96 1:37.45 2:10.46 2:42.89 3:15.64
 3:48.35 4:20.93 4:53.58 5:26.09 5:58.52 6:31.19
 7:03.62 7:36.52 8:09.33 8:42.01 9:14.98 9:47.95
 10:20.77 10:53.84 11:26.64 11:59.59 12:32.69 13:05.69
 13:38.58 14:11.46 14:44.34 15:17.12 15:49.62 16:22.35
 16:54.89 17:26.95 17:57.42
- 21) DALEY, LISA SR OREGON STATE 18:13.46
 :31.09 1:04.23 1:37.53 2:11.22 2:45.10 3:18.47
 3:51.88 4:25.21 4:58.56 5:32.18 6:05.68 6:39.01
 7:12.33 7:45.35 8:18.19 8:51.29 9:24.13 9:57.04
 10:30.05 11:03.23 11:36.34 12:09.36 12:42.73 13:15.80
 13:48.85 14:21.89 14:54.93 15:28.37 16:01.85 16:35.07
 17:08.49 17:41.45 18:13.46
- 22) MIYAMOTO, TONIE FR WASHINGTON STATE 18:24.40
 :31.07 1:04.35 1:37.74 2:11.18 2:44.76 3:18.46
 3:52.10 4:25.79 4:59.70 5:33.76 6:07.53 6:41.17
 7:14.49 7:47.86 8:21.78 8:55.75 9:29.49 10:03.45
 10:37.20 11:10.87 11:44.64 12:18.52 12:52.23 13:25.72
 13:59.25 14:32.37 15:05.55 15:39.19 16:12.29 16:45.63
 17:18.69 17:52.01 18:24.40
- 23) BREED, CARRIE FR WASHINGTON STATE 19:21.72
 :31.73 1:05.74 1:40.44 2:15.33 2:50.00 3:25.98
 4:01.13 4:36.32 5:11.68 5:46.95 6:22.14 6:57.24
 7:32.34 8:07.68 8:42.98 9:18.70 9:54.23 10:29.84
 11:05.57 11:41.23 12:16.75 12:52.31 13:27.69 14:03.32
 14:38.95 15:14.60 15:50.21 16:25.91 17:01.46 17:37.15
 18:12.77 18:47.93 19:21.72
- MC PHERSON, KELLY *SO UNOF USC * 16:38.05 EX
 :28.03 :58.71 1:29.22 1:59.49 2:30.01 3:00.48
 3:30.89 4:01.26 4:31.68 5:01.99 5:32.30 6:02.44
 6:32.72 7:02.97 7:33.19 8:03.41 8:33.61 9:04.00
 9:34.27 10:04.47 10:34.54 11:04.81 11:34.95 12:05.13
 12:35.33 13:05.86 13:36.31 14:06.84 14:37.33 15:08.07
 15:38.50 16:08.88 16:38.05
- GILMAN, REBECCA *FR UNOF USC * 16:56.24 EX
 :28.40 :58.76 1:29.42 2:00.50 2:31.56 3:02.78
 3:33.86 4:04.82 4:35.75 5:06.75 5:37.64 6:08.51
 6:39.79 7:10.69 7:42.00 8:12.90 8:44.33 9:15.41
 9:46.84 10:17.82 10:49.12 11:20.30 11:51.30 12:22.06
 12:52.84 13:23.89 13:54.78 14:25.10 14:55.68 15:26.16
 15:56.62 16:27.25 16:56.24
- JESFELD, ERIN *SR UNOF CALIFORNIA* 17:46.60 EX
 :30.89 1:03.33 1:35.90 2:08.54 2:41.42 3:14.02
 3:46.57 4:19.19 4:51.53 5:24.06 5:56.46 6:28.75
 7:01.02 7:33.22 8:05.71 8:38.27 9:10.44 9:42.55
 10:14.96 10:47.12 11:19.50 11:51.80 12:24.01 12:56.37
 13:28.71 14:01.14 14:33.44 15:05.97 15:38.41 16:10.82
 16:43.22 17:15.66 17:46.60
- ROGERS, JAMIE *FR UNOF ASU * 17:57.04 EX
 :30.16 1:02.22 1:33.94 2:05.75 2:37.61 3:09.46
 3:41.26 4:13.09 4:44.96 5:16.95 5:48.62 6:20.46
 6:52.60 7:24.97 7:57.25 8:30.11 9:03.00 9:36.30
 10:08.95 10:41.73 11:15.06 11:48.31 12:21.85 12:55.34
 13:28.68 14:02.40 14:36.00 15:09.41 15:43.06 16:16.36
 16:49.74 17:23.23 17:57.04

1998 PACIFIC-10 CONFERENCE WOMEN'S SWIMMING CHAMPIONSHIPS FEB. 26-28, 1998
 HELD AT: BELMONT PLAZA OLYMPIC POOL, LONG BEACH, CALIFORNIA
 HOSTED BY: UNIVERSITY OF CALIFORNIA-LOS ANGELES

ENT: 16 WOMEN'S 200 YARD BACKSTROKE				*****	FEBRUARY 28, 1998	*****
NCAA RECORD	1:52.98	WHITNEY HEDGEPE	TEXAS		1992	
PAC-10 RECORD	1:53.67	LEA LOVELESS	STANFORD		1993	
MEET RECORD	1:54.13	LEA LOVELESS	STANFORD		1994	
QUALIFYING FOR NCAA AUTOMATIC	1:58.19					
QUALIFYING FOR NCAA OPTIONAL	2:01.73					

PLACE	NAME	YEAR	TEAM	TRIALS	FINAL
-------	------	------	------	--------	-------

CHAMPIONSHIP FINAL

1)	HYMAN, MISTY	FR	STANFORD	1:56.60	1:54.84
	:27.83 :55.72	1:25.11	1:54.84		
2)	BENKO, LINDSAY	JR	USC	1:58.45	1:57.83
	:28.29 :57.52	1:27.16	1:57.83		
3)	CHIANG, MARYLYN	JR	CALIFORNIA	1:58.46	1:57.85
	:28.27 :57.65	1:27.56	1:57.85		
4)	KNAPP, DENALI	SO	ARIZONA	1:57.37	1:57.11
	:27.77 :57.08	1:27.07	1:57.11		
5)	BYER, EVI-LYNN	SR	STANFORD	1:58.65	1:58.89
	:28.57 :58.39	1:28.83	1:58.89		
6)	JOHANSSON, CAMILLA	JR	ARIZONA STATE	1:58.73	1:58.99
	:28.57 :58.49	1:28.68	1:58.99		
7)	MURPHY, CORRIE	FR	USC	1:59.98	2:00.28
	:29.02 :59.44	1:29.99	2:00.28		
8)	RAWN, CHANTAL	JR	STANFORD	1:58.35	2:01.13
	:29.86 :59.37	1:38.58	2:01.13		

CONSOLATION FINAL

9)	ELSNER, ADDY	JR	WASHINGTON	2:01.83	2:00.85
	:28.81 :59.18	1:29.73	2:00.85		
10)	TOLEDO, SUZANNE	JR	STANFORD	2:01.84	2:00.29
	:29.11 :59.16	1:29.66	2:00.29		
11)	COPE, HALEY	FR	CALIFORNIA	2:01.83	2:00.48
	:29.14 :59.81	1:38.64	2:00.48		
12)	HALL, AMANDA	JR	UCLA	2:00.84	2:00.46
	:28.93 :59.33	1:29.59	2:00.46		
13)	HENDRICKS, HEIDI	FR	USC	2:02.67	2:01.21
	:28.99 :58.93	1:29.58	2:01.21		
14)	FRANCIS, PAIGE	SO	USC	2:02.89	2:01.23
	:28.71 :58.87	1:29.81	2:01.23		
15)	TUCKER-MOHL, JESSICA	SO	STANFORD	2:01.99	2:02.88
	:29.26 1:00.81	1:31.82	2:02.88		
16)	INWALLE, KRISTIN	JR	CALIFORNIA	2:02.98	2:05.33
	:30.26 1:01.28	1:33.32	2:05.33		

BONUS FINAL

17)	VATH, GWYNETTE	SO	ARIZONA STATE	2:03.22	2:03.32
	:29.85 1:00.48	1:31.97	2:03.32		
18)	HOHMANN, ANNA	JR	WASHINGTON STATE	2:03.65	2:03.78
	:29.11 1:00.79	1:32.26	2:03.78		
19)	DYER, JESSICA	SO	WASHINGTON	2:03.81	2:04.33
	:29.93 1:01.68	1:32.46	2:04.33		
20)	STEPHENS, ERICA	FR	OREGON STATE	2:05.79	2:04.68
	:29.65 1:00.67	1:32.48	2:04.68		

EVENT: 16 WOMEN'S 200 YARD BACKSTROKE

(CONT)

21) SCHICK-GARCIA, EMMANJR	UCLA	2:06.45	2:05.43
:29.81	1:01.49	1:33.95	2:05.43
22) WALZ, MIRANDA	SR UCLA	2:05.18	2:05.48
:30.54	1:02.31	1:34.29	2:05.48
23) MIEDEMA, KELLEY	SO WASHINGTON STATE	2:04.34	2:05.73
:29.26	1:00.79	1:33.13	2:05.73
24) MURPHY, CHERYL	JR CALIFORNIA	2:04.51	2:06.53
:31.18	1:03.31	1:35.38	2:06.53
1) HYMAN, MISTY	FR STANFORD	1:56.60	
:27.70	:56.62	1:26.49	1:56.60
2) KNAPP, DENALI	SO ARIZONA	1:57.37	
:27.88	:57.34	1:27.33	1:57.37
3) RAWN, CHANTAL	JR STANFORD	1:58.35	
:28.44	:58.15	1:28.73	1:58.35
4) BENKO, LINDSAY	JR USC	1:58.45	
:28.54	:57.90	1:28.21	1:58.45
5) CHIANG, MARYLYN	JR CALIFORNIA	1:58.46	
:28.33	:58.21	1:28.77	1:58.46
6) BYER, EVI-LYNN	SR STANFORD	1:58.65	
:29.12	:59.40	1:29.40	1:58.65
7) JOHANSSON, CAMILLA	JR ARIZONA STATE	1:58.73	
:28.58	:58.58	1:28.62	1:58.73
8) MURPHY, CORRIE	FR USC	1:59.98	
:28.81	:58.74	1:29.19	1:59.98
9) HALL, AMANDA	JR UCLA	2:00.84	
:28.96	:59.15	1:29.25	2:00.84
10) COPE, HALEY	FR CALIFORNIA	2:01.83	
:28.60	:58.96	1:30.22	2:01.83
11) TOLEDO, SUZANNE	JR STANFORD	2:01.84	
:28.70	:58.72	1:29.74	2:01.84
12) ELSNER, ADDY	JR WASHINGTON	2:01.83	
:29.41	:59.97	1:30.60	2:01.83
13) TUCKER-MOHL, JESSICA	SO STANFORD	2:01.99	
:29.34	1:00.05	1:31.01	2:01.99
14) FRANCIS, PAIGE	SO USC	2:02.09	
:29.88	:00.00	1:30.48	2:02.09
15) HENDRICKS, HEIDI	FR USC	2:02.67	
:28.70	:58.44	1:29.73	2:02.67
16) INWALLE, KRISTIN	JR CALIFORNIA	2:02.90	
:30.05	1:00.66	1:31.90	2:02.90
17) VATH, GWYNETTE	SO ARIZONA STATE	2:03.22	
:29.62	1:00.74	1:32.03	2:03.22
18) ARISTED, ANNE	*FR UNOF STANFORD *	2:03.33	
:29.56	1:00.20	1:31.54	2:03.33
19) HOHMANN, ANNA	JR WASHINGTON STATE	2:03.65	
:29.19	1:00.60	1:32.40	2:03.65
20) DYER, JESSICA	SO WASHINGTON	2:03.81	
:29.64	1:01.42	1:32.28	2:03.81
21) MIEDEMA, KELLEY	SO WASHINGTON STATE	2:04.34	
:28.93	:59.89	1:32.13	2:04.34
22) MURPHY, CHERYL	JR CALIFORNIA	2:04.51	
:30.00	1:00.03	1:32.27	2:04.51
23) EVERS, MAREN	*SO UNOF STANFORD *	2:05.03	
:29.41	1:00.00	1:32.95	2:05.03
24) WALZ, MIRANDA	SR UCLA	2:05.18	
:29.89	1:01.40	1:33.42	2:05.18
25) STEPHENS, ERICA	FR OREGON STATE	2:05.79	
:29.35	1:00.79	1:33.05	2:05.79
26) SCHICK-GARCIA, EMMANJR	UCLA	2:06.45	
:30.00	1:01.82	1:34.23	2:06.45
27) LOFTHUS, DENA	*SO UNOF CALIFORNIA*	2:06.77	
:30.86	1:02.87	1:34.80	2:06.77
28) GILMAN, REBECCA	*FR UNOF USC *	2:07.20	
:31.05	1:02.72	1:35.07	2:07.20
29) SASADA, KELLI	FR ARIZONA STATE	2:07.42	
:30.05	1:02.03	1:34.82	2:07.42
30) ENDERLE, WENDY	JR WASHINGTON STATE	2:08.58	
:29.40	1:01.61	1:34.99	2:08.58
31) REIMANN, KIM	SO WASHINGTON	2:09.16	
:30.13	1:02.07	1:35.30	2:09.16
32) COULTER, TAMMY	SR WASHINGTON STATE	2:09.34	
:30.39	1:03.10	1:36.06	2:09.34
33) SCHMEID, ELI	SO WASHINGTON STATE	2:10.82	
:30.26	1:03.41	1:37.14	2:10.82
34) CLEGG, AMANDA	*SO UNOF ASU *	2:10.88	
:31.04	1:04.20	1:37.64	2:10.88
35) LYSOGORSKI, KIM	FR WASHINGTON	2:11.60	
:30.71	1:03.36	1:37.30	2:11.60
36) NOVAK, RACHAEL	FR OREGON STATE	2:12.62	
:30.89	1:03.29	1:37.20	2:12.62
37) GULLEDGE, COURTNEY	*FR UNOF UCLA *	2:13.90	
:31.43	1:05.30	1:40.06	2:13.90
38) HOWAIA, LIZ	JR WASHINGTON STATE	2:14.55	
:29.90	1:02.11	1:37.71	2:14.55
39) ROGERS, JAMIE	*FR UNOF ASU *	2:15.06	
:32.54	1:06.40	1:40.58	2:15.06
40) MUIRHEAD, SUZIE	SO WASHINGTON STATE	2:18.95	
:32.05	1:06.54	1:41.99	2:18.95

(CONTINUED ON NEXT PAGE)

EVENT: '17 WOMEN'S 100 YARD FREESTYLE
 NCAA RECORD :47.61 JENNY THOMPSON STANFORD
 PAC-10 RECORD :47.61 JENNY THOMPSON STANFORD
 MEET RECORD :48.39 JENNY THOMPSON STANFORD
 QUALIFYING FOR NCAA AUTOMATIC :49.69
 QUALIFYING FOR NCAA OPTIONAL :51.18

***** FEBRUARY 28, 1998 *****
 1992
 1992
 1992

PLACE	NAME	YEAR	TEAM	TRIALS	FINAL
-------	------	------	------	--------	-------

CHAMPIONSHIP FINAL

1)	FOX, CATHERINE	SO	STANFORD	:49.75	:49.24
	:23.89	:49.24			
2)	KOLBISEN, LIESL	SR	ARIZONA	:49.53	:49.49
	:23.95	:49.49			
3)	HOSACK, SHANNON	SR	ARIZONA	:50.19	:49.54
	:23.87	:49.54			
4)	PRICE, KEIKO	SO	UCLA	:49.95	:49.57
	:23.87	:49.57			
5)	OMPHROY, NICOLE	SO	CALIFORNIA	:50.72	:50.19
	:24.46	:50.19			
6)	KOLBISEN, ANYA	SO	CALIFORNIA	:50.17	:50.23
	:24.53	:50.23			
7)	CROPPER, SIOBHAN	FR	STANFORD	:50.54	:50.50
	:24.48	:50.50			
8)	GASSNER, LINDSAY	SR	STANFORD	:50.63	:50.87
	:24.62	:50.87			

CONSOLATION FINAL

9)	FARELLA, LINDSAY	FR	ARIZONA	:50.87	:50.60
	:24.23	:50.60			
10)	MATTOS, ADRIENNE	FR	CALIFORNIA	:50.75	:50.83
	:24.28	:50.83			
11)	BICKWELL, BECKY	SR	STANFORD	:51.07	:50.95
	:24.46	:50.95			
12)	ROSE, GABRIELLE	SO	STANFORD	:50.84	:50.98
	:24.67	:50.98			
13)	KELLER, KATIE	JR	WASHINGTON STATE	:50.85	:51.04
	:24.41	:51.04			
14)	BLACK, KIM	SO	USC	:51.57	:51.09
	:24.87	:51.09			
15)	GIAMPIETRO, ALLYSON	SO	USC	:51.78	:51.81
	:25.11	:51.81			
16)	LANOURE, TRACI	SR	OREGON STATE	:51.70	:51.83
	:24.83	:51.83			

BONUS FINAL

17)	SMITH, EMILY	SO	STANFORD	:51.84	:50.85
	:24.45	:50.85			
18)	AMEY, JESSICA	SO	STANFORD	:51.79	:51.54
	:24.96	:51.54			
19)	THOMPSON, REBECCA	JR	UCLA	:51.88	:51.56
	:24.81	:51.56			
20)	GOODWIN, BETHANY	FR	UCLA	:52.46	:51.67
	:24.97	:51.67			
21)	LOWES, KATIE	SO	CALIFORNIA	:51.96	:51.67
	:25.09	:51.67			
22)	NAGATA, KRISTEN	SO	WASHINGTON	:52.09	:51.77
	:24.99	:51.77			
23)	REDING, KATE	SR	CALIFORNIA	:51.81	:52.13
	:25.12	:52.13			
24)	CASTELLANO, JACLYN	SO	UCLA	:52.03	:54.33

EVENT: 17 WOMEN'S 180 YARD FREESTYLE

(CONT)

1) KOLBISEN, LIESL	SR ARIZONA	:49.53	29) ERICSON, ANNA	FR ARIZONA STATE	:52.77
:23.84 :49.53			:25.46 :52.77		
2) FOX, CATHERINE	SO STANFORD	:49.75	30) ELWONGER, STEPHANIE	*SO UNDF ASU	* :52.90
:23.99 :49.75			:25.75 :52.90		
3) PRICE, KEIKO	SO UCLA	:49.95	31) SOHLEN, ERIKA	SR ARIZONA STATE	:52.90
:24.01 :49.95			:25.94 :52.90		
4) KOLBISEN, ANYA	SO CALIFORNIA	:50.17	32) REHRMANN, LIZ	SR CALIFORNIA	:53.17
:24.32 :50.17			:25.57 :53.17		
5) HOSACK, SHANNON	SR ARIZONA	:50.19	33) COULTER, TAMMY	SR WASHINGTON STATE	:53.29
:24.26 :50.19			:25.83 :53.29		
6) CROPPER, SIDDHAN	FR STANFORD	:50.54	34) CHISHOLM, JESSICA	JR WASHINGTON STATE	:53.31
:24.65 :50.54			:25.54 :53.31		
7) GASSNER, LINDSAY	SR STANFORD	:50.63	35) LYON, ALEXIS	FR USC	:53.35
:24.47 :50.63			:26.01 :53.35		
8) ONPHROY, NICOLE	SO CALIFORNIA	:50.72	36) FLYNN, JULIE	*SO UNDF UCLA	* :53.40
:24.71 :50.72			:25.06 :53.40		
9) NATTOS, ADRIENNE	FR CALIFORNIA	:50.75	37) CHIDESTER, JOAN	*SR UNDF USC	* :53.45
:24.12 :50.75			:25.09 :53.45		
10) ROSE, GABRIELLE	SO STANFORD	:50.84	38) THOMPSON, JESSICA	SO WASHINGTON	:53.48
:24.57 :50.84			:25.65 :53.48		
11) KELLER, KATIE	JR WASHINGTON STATE	:50.85	39) HIGUERA, ARIANNA	FR OREGON STATE	:53.57
:24.32 :50.85			:25.73 :53.57		
12) FARELLA, LINDSAY	FR ARIZONA	:50.87	40) HSIEH, MELISSA	*FR UNDF OSU	* :53.70
:24.12 :50.87			:25.75 :53.70		
13) JENKINS, JILL	*SR UNDF UCLA	* :51.02	41) EVAN, SARAH	JR WASHINGTON STATE	:53.93
:24.51 :51.02			:25.96 :53.93		
14) BICKNELL, BECKY	SR STANFORD	:51.07	42) STACEY, LONNA	SR USC	:54.01
:24.50 :51.07			:25.86 :54.01		
15) BLACK, KIM	SO USC	:51.57	43) SMITH, CORY	SO WASHINGTON	:54.04
:24.78 :51.57			:25.84 :54.04		
16) ADEL, CAROLYN	*SO UNDF ASU	* :51.66	44) ADAMS, SARAH	SO ARIZONA STATE	:54.18
:25.04 :51.66			:25.74 :54.18		
17) LANDURE, TRACI	SR OREGON STATE	:51.70	45) WESTBERG, LAUREN	*FR UNDF UCLA	* :54.30
:25.01 :51.70			:26.25 :54.30		
18) GIAMPIETRO, ALLYSON	SO USC	:51.70	46) MASTERSON, LINDSEY	*SO UNDF UCLA	* :54.42
:24.02 :51.70			:26.00 :54.42		
19) AMEY, JESSICA	SO STANFORD	:51.79	47) VERSAW, KRISTEN	FR WASHINGTON	:54.58
:24.05 :51.79			:25.75 :54.58		
20) REDING, KATE	SR CALIFORNIA	:51.81	48) CHEALANDER, LAEL	*FR UNDF USC	* :54.61
:24.92 :51.81			:26.04 :54.61		
21) SMITH, EMILY	SO STANFORD	:51.84	49) ESLINGER, HEIDI	*SR UNDF OSU	* :54.74
:24.44 :51.84			:26.69 :54.74		
22) THOMPSON, REBECCA	JR UCLA	:51.88	50) SAUNDERS, JENNIFER	FR OREGON STATE	:54.90
:25.05 :51.88			:26.35 :54.90		
23) CAMPBELL, KAREN	*JR UNDF USC	* :51.89	51) STEPHENS, ERICA	*FR UNDF OSU	* :54.96
:25.14 :51.89			:26.30 :54.96		
24) LOWES, KATIE	SO CALIFORNIA	:51.96	52) WEATHERHEAD, KATHERI	FR WASHINGTON	:55.01
:25.31 :51.96			:26.46 :55.01		
25) CASTELLANO, JACLYN	SO UCLA	:52.03	53) ANDERSON, AMBER	FR WASHINGTON STATE	:55.66
:25.36 :52.03			:26.04 :55.66		
26) NAGATA, KRISTEN	SO WASHINGTON	:52.09	54) CHRISTENSEN, SHAIMA	JR WASHINGTON	:55.68
:24.81 :52.09			:26.79 :55.68		
) GOODWIN, BETHANY	FR UCLA	:52.46	55) DALEY, LISA	*SR UNDF OSU	* :56.20
:25.11 :52.46			:27.56 :56.20		
28) HOLLISTER, MARGIE	JR CALIFORNIA	:52.49	56) WHITNEY, LARISSA	SO OREGON STATE	:56.77
:25.72 :52.49			:27.14 :56.77		

(CONTINUED ON NEXT PAGE)

EVENT: 17 WOMEN'S 100 YARD FREESTYLE

(CONT)

57) AMES-KLEIN, KILEY *JR UNOF UCLA * :57.85
 :27.11 :57.85

58) MUIRHEAD, SUZIE SO WASHINGTON STATE :57.13
 :27.87 :57.13

EVENT: 18 WOMEN'S 200 YARD BREASTSTROKE

***** FEBRUARY 28, 1998 *****

NCAA RECORD 2:09.71 BEATA KASZUBA ASU
 PAC-18 RECORD 2:09.57 KRISTINE QUANCE USC
 MEET RECORD 2:09.88 KRISTINE QUANCE USC
 QUALIFYING FOR NCAA AUTOMATIC 2:14.30
 QUALIFYING FOR NCAA OPTIONAL 2:18.32

1995
 1996
 1994

PLACE	NAME	YEAR	TEAM	TRIALS	FINAL
-------	------	------	------	--------	-------

CHAMPIONSHIP FINAL

1)	AUSTEVOLL, ELIN	JR	STANFORD	2:15.77	2:11.18
	:30.86 1:03.48	1:37.19	2:11.18		
2)	ETTER, LINDSAY	SR	UCLA	2:15.91	2:11.94
	:30.22 1:03.90	1:37.38	2:11.94		
3)	WHITE, BRITTANY	FR	USC	2:16.36	2:15.37
	:31.57 1:05.88	1:40.09	2:15.37		
4)	ELDRIDGE, ERIN	SO	WASHINGTON STATE	2:17.28	2:16.98
	:30.98 1:05.83	1:40.37	2:16.98		
5)	FEALEY, ALISON	JR	STANFORD	2:18.78	2:19.82
	:32.82 1:06.92	1:43.07	2:19.82		
6)	BISCAY, HILLARY	SO	USC	2:19.46	2:20.56
	:31.87 1:07.15	1:43.22	2:20.56		
7)	MILLER, ALYSON	SO	ARIZONA STATE	2:20.88	2:21.26
	:32.93 1:08.85	1:45.08	2:21.26		
8)	ANDERSON, CARRIE	JR	ARIZONA STATE	2:20.84	2:22.58
	:32.59 1:08.18	1:44.88	2:22.58		

CONSOLATION FINAL

9)	WILSON, ANNA	SO	ARIZONA	2:20.78	2:18.54
	:30.59 1:05.72	1:42.89	2:18.54		
10)	HANSEN, KAREN	SO	ARIZONA	2:21.29	2:19.15
	:31.53 1:06.68	1:42.44	2:19.15		
11)	WINES, AMBER	SO	UCLA	2:21.59	2:19.17
	:32.16 1:07.68	1:43.55	2:19.17		
12)	POTTER, LARA	SR	UCLA	2:21.88	2:20.99
	:32.86 1:08.73	1:44.82	2:20.99		
13)	SHAULL, NICOLE	FR	WASHINGTON	2:23.46	2:21.87
	:32.13 1:08.31	1:44.88	2:21.87		
14)	SMITH, TINA	SO	ARIZONA	2:22.52	2:21.54
	:31.87 1:08.14	1:45.53	2:21.54		
15)	TAYLOR, TENILLE	SO	ARIZONA STATE	2:22.62	2:22.82
	:32.58 1:08.65	1:45.48	2:22.82		
16)	BRELSFORD, JENNI	SO	CALIFORNIA	2:23.21	2:23.35
	:32.38 1:08.48	1:45.59	2:23.35		

BONUS FINAL

17)	JALTHER, HANNA	FR	CALIFORNIA	2:24.62	2:19.13
	:31.54 1:06.58	1:42.54	2:19.13		
18)	DE FELICE, HEATHER	FR	UCLA	2:24.86	2:21.38
	:33.88 1:09.22	1:45.89	2:21.38		

(CONTINUED ON NEXT PAGE)

EVENT: 18 WOMEN'S 200 YARD BREASTSTROKE

(CONT)

19) HOPWOOD, TARA	JR STANFORD	2:23.56	2:23.50
:32.05	1:08.13	1:44.79	2:23.50
20) BART, JANELLA	FR WASHINGTON	2:23.78	2:23.52
:32.78	1:09.34	1:46.58	2:23.52
21) POMELLA, ANGIE	FR ARIZONA STATE	2:25.62	2:25.69
:32.16	1:09.45	1:47.32	2:25.69
22) DOTTS, NICOLE	FR UCLA	2:25.65	2:26.13
:33.66	1:10.72	1:48.27	2:26.13
23) HARRIS, SUNNY	SO WASHINGTON	2:27.25	2:26.82
:33.22	1:10.03	1:47.91	2:26.82
24) SEVERANCE, KRISTEN	FR OREGON STATE	2:27.99	2:27.42
:33.85	1:10.05	1:48.23	2:27.42
1) AUSTEVOLL, ELIN	JR STANFORD	2:15.77	
:31.08	1:05.78	1:40.33	2:15.77
2) ETTER, LINDSAY	SR UCLA	2:15.91	
:31.18	1:05.33	1:40.40	2:15.91
3) WHITE, BRITTANY	FR USC	2:16.36	
:31.45	1:05.72	1:40.72	2:16.36
4) ELDRIDGE, ERIN	SO WASHINGTON STATE	2:17.28	
:30.98	1:05.47	1:40.89	2:17.28
5) FEALEY, ALISON	JR STANFORD	2:18.78	
:32.00	1:06.95	1:42.74	2:18.78
6) BISCAY, HILLARY	SO USC	2:19.46	
:31.81	1:06.47	1:42.45	2:19.46
7) MILLER, ALYSON	SO ARIZONA STATE	2:20.00	
:32.37	1:07.29	1:43.38	2:20.00
8) ANDERSON, CARRIE	JR ARIZONA STATE	2:20.04	
:32.69	1:08.02	1:43.69	2:20.04
9) WILSON, ANNA	SO ARIZONA	2:20.78	
:31.17	1:07.20	1:44.13	2:20.78
10) HANSEN, KAREN	SO ARIZONA	2:21.29	
:32.18	1:07.35	1:43.52	2:21.29
11) WINES, AMBER	SO UCLA	2:21.59	
:30.93	1:05.32	1:42.43	2:21.59
12) POTTER, LARA	SR UCLA	2:21.80	
:33.06	1:08.88	1:45.35	2:21.80
13) SMITH, TINA	SO ARIZONA	2:22.52	
:32.18	1:08.38	1:45.25	2:22.52
14) TAYLOR, TENILLE	SO ARIZONA STATE	2:22.62	
:32.77	1:09.24	1:45.86	2:22.62
15) BRELSFORD, JENNI	SO CALIFORNIA	2:23.21	
:32.93	1:08.84	1:45.83	2:23.21
16) JOHNSON, JAMIE	*SO UNOF USC *	2:23.22	
:33.31	1:09.42	1:46.21	2:23.22
17) SHAULL, NICOLE	FR WASHINGTON	2:23.46	
:33.11	1:09.71	1:45.76	2:23.46
18) HOPWOOD, TARA	JR STANFORD	2:23.56	
:32.75	1:09.08	1:45.89	2:23.56
19) BART, JANELLA	FR WASHINGTON	2:23.78	
:33.26	1:09.65	1:46.81	2:23.78
20) DE FELICE, HEATHER	FR UCLA	2:24.86	
:33.72	1:10.58	1:47.13	2:24.86
21) JALTNER, HANNA	FR CALIFORNIA	2:24.62	
:31.57	1:07.62	1:45.66	2:24.62
22) POMELLA, ANGIE	FR ARIZONA STATE	2:25.62	
:31.87	1:08.20	1:46.51	2:25.62
23) DOTTS, NICOLE	FR UCLA	2:25.65	
:33.51	1:10.46	1:47.78	2:25.65
24) HARRIS, SUNNY	SO WASHINGTON	2:27.25	
:34.48	1:12.23	1:49.41	2:27.25
25) SEVERANCE, KRISTEN	FR OREGON STATE	2:27.99	
:33.59	1:10.45	1:48.62	2:27.99
26) ROGALLA, ANNE	*FR UNOF ASU *	2:28.31	
:33.63	1:10.86	1:49.29	2:28.31
27) GOODING, KRISTEN	SO ARIZONA STATE	2:28.73	
:32.54	1:09.45	1:48.35	2:28.73
28) KIMURA, NIKOLE	FR WASHINGTON	2:30.62	
:33.94	1:11.56	1:50.63	2:30.62
29) THOM, JULIE	JR WASHINGTON STATE	2:30.65	
:34.01	1:11.49	1:50.45	2:30.65
30) OCKEN, JULIE	SR WASHINGTON	2:31.86	
:34.21	1:12.62	1:51.79	2:31.86
31) LEWIS, JULIE	FR OREGON STATE	2:31.12	
:33.84	1:11.33	1:50.64	2:31.12
32) SIMMONS, KATE	SO UCLA	2:31.41	
:34.27	1:12.54	1:51.79	2:31.41
33) CARSON, BRANDY	*JR UNOF CALIFORNIA*	2:31.61	
:34.78	1:13.08	1:52.21	2:31.61
34) COHEN, SARAH	FR OREGON STATE	2:31.61	
:34.14	1:12.10	1:51.41	2:31.61
35) GIESBRECHT, GINA	SO OREGON STATE	2:32.61	
:34.44	1:13.04	1:52.65	2:32.61
36) CODDING, JODIE	SR WASHINGTON STATE	2:34.33	
:34.54	1:13.26	1:53.55	2:34.33

(CONTINUED ON NEXT PAGE)

EVENT: 19 WOMEN'S 200 YARD BUTTERFLY
 NCAA RECORD 1:53.42 SUMMER SANDERS STANFORD
 PAC-18 RECORD 1:53.42 SUMMER SANDERS STANFORD
 MEET RECORD 1:55.28 SUMMER SANDERS STANFORD
 QUALIFYING FOR NCAA AUTOMATIC 2:00.29
 ALIFYING FOR NCAA OPTIONAL 2:03.89

***** FEBRUARY 28, 1998 *****
 1992
 1992
 1992

PLACE NAME YEAR TEAM TRIALS FINAL

CHAMPIONSHIP FINAL

1) HYMAN, MISTY FR STANFORD 1:58.42 1:56.74
 :25.76 :55.75 1:26.11 1:56.74
 2) OVERTON, ELLI JR CALIFORNIA 2:00.31 1:57.64
 :26.86 :56.45 1:26.75 1:57.64
 3) MINPRAPHAL, WAEN SO CALIFORNIA 2:00.94 1:58.57
 :27.14 :57.24 1:28.44 1:58.57
 4) JACKSON, TRINA SO ARIZONA 1:58.45 1:59.63
 :27.46 :57.97 1:28.93 1:59.63
 5) AYERS, EMILY SO USC 2:01.43 2:00.58
 :27.16 :57.55 1:28.46 2:00.58
 6) TODISCO, JEAN SR USC 2:00.41 2:00.60
 :27.49 :58.00 1:29.02 2:00.60
 7) THIES, LAUREN FR STANFORD 2:01.85 2:00.02
 :27.15 :57.03 1:29.44 2:00.02
 8) PHILIPPS, MAUREEN SR ARIZONA 2:00.99 2:01.21
 :27.41 :58.35 1:29.89 2:01.21

CONSOLATION FINAL

9) ZUCKER, LEAH JR ARIZONA 2:02.45 2:00.42
 :27.54 :58.21 1:28.84 2:00.42
 10) CAMPBELL, KAREN JR USC 2:02.40 2:02.26
 :27.04 :57.41 1:29.32 2:02.26
 11) ARISTEO, ANNE FR STANFORD 2:03.96 2:02.61
 :27.83 :58.51 1:30.26 2:02.61
 12) SCHMEIDER, IRENE FR WASHINGTON 2:04.74 2:03.35
 :28.43 :59.85 1:31.00 2:03.35
 13) BYER, EVI-LYNN SR STANFORD 2:03.81 2:03.57
 :28.38 :59.77 1:31.79 2:03.57
 14) HERMANN, STEPHANIE SO CALIFORNIA 2:04.28 2:04.00
 :28.19 :59.70 1:32.32 2:04.00
 15) HALL, AMY JR ARIZONA 2:03.27 2:04.29
 :28.11 :59.03 1:31.01 2:04.29
 16) KIM, LIAH FR USC 2:04.44 2:05.16
 :27.37 :58.78 1:31.75 2:05.16

BONUS FINAL

17) CLEGG, AMANDA SO ARIZONA STATE 2:06.98 2:03.15
 :27.82 :59.09 1:30.49 2:03.15
 18) ELWONGER, STEPHANIE SO ARIZONA STATE 2:07.80 2:05.23
 :28.38 1:00.04 1:32.09 2:05.23
 19) DWYER, BRIGHID FR UCLA 2:05.42 2:06.34
 :27.74 :59.98 1:32.96 2:06.34
 20) TOLEDO, SUZANNE JR STANFORD 2:07.15 2:07.07
 :28.60 1:00.08 1:34.21 2:07.07
 21) GIOVAN, CHRISTINA SO CALIFORNIA 2:07.01 2:07.09
 :29.33 1:01.79 1:34.52 2:07.09
 22) HSIEH, MELISSA FR OREGON STATE 2:09.03 2:07.67
 :28.73 1:00.83 1:33.73 2:07.67
 23) WATANABE, MACHIKO SO WASHINGTON 2:08.55 2:08.48
 :29.06 1:01.02 1:33.98 2:08.48
 HOUSER, TIFFANY JR ARIZONA STATE 2:07.28 DISQUAL
 :00.00 :00.00 :00.00 DISQUAL

EVENT: 19 WOMEN'S 200 YARD BUTTERFLY

(CONT)

1) HYMAN, MISTY	FR STANFORD	1:58.42	21) TOLEDO, SUZANNE	JR STANFORD	2:07.15
:26.10 :56.22	1:27.01 1:58.42		:28.56 1:00.48	1:33.67 2:07.15	
2) JACKSON, TRINA	SO ARIZONA	1:58.45	22) HOUSER, TIFFANY	JR ARIZONA STATE	2:07.28
:27.35 :57.40	1:27.47 1:58.45		:27.69 :58.91	1:31.99 2:07.28	
3) OVERTON, ELLI	JR CALIFORNIA	2:00.31	23) ELWONGER, STEPHANIE	SO ARIZONA STATE	2:07.88
:27.78 :57.93	1:29.04 2:00.31		:28.63 1:00.86	1:33.95 2:07.88	
4) TODISCO, JEAN	SR USC	2:00.41	24) WATANABE, MACHIKO	SO WASHINGTON	2:00.55
:27.67 :58.16	1:29.05 2:00.41		:29.31 1:01.39	1:34.10 2:00.55	
5) MINPRAPHAL, WAEN	SO CALIFORNIA	2:00.94	25) MACHADO, REBECCA	*FR UNDF ASU *	2:08.98
:27.48 :58.43	1:29.67 2:00.94		:29.35 1:01.86	1:35.10 2:08.98	
6) PHILIPPS, MAUREEN	SR ARIZONA	2:00.99	26) HSIEH, MELISSA	FR OREGON STATE	2:09.03
:27.25 :57.54	1:28.40 2:00.99		:29.03 1:01.88	1:34.97 2:09.03	
7) AYERS, EMILY	SO USC	2:01.43	27) DOBBS, MANDI	SO UCLA	2:09.18
:27.96 :58.92	1:29.97 2:01.43		:29.61 1:02.27	1:35.58 2:09.18	
8) THIES, LAUREN	FR STANFORD	2:01.85	28) SPANISH, KERRIE	JR WASHINGTON	2:10.03
:27.78 :58.54	1:30.19 2:01.85		:28.59 1:01.14	1:34.94 2:10.03	
9) ZUCKER, LEAH	JR ARIZONA	2:02.45	29) JACKSON, JODI	*JR UNDF STANFORD *	2:10.22
:26.23 :59.56	1:30.92 2:02.45		:29.43 1:01.70	1:35.09 2:10.22	
10) CAMPBELL, KAREN	JR USC	2:02.48	30) MASTERSON, LINDSEY	SO UCLA	2:10.42
:27.71 :58.53	1:30.47 2:02.48		:28.60 1:01.03	1:35.19 2:10.42	
11) HALL, AMY	JR ARIZONA	2:03.27	31) ALDWORTH, KATIE	JR CALIFORNIA	2:10.94
:28.10 :59.36	1:31.01 2:03.27		:29.12 1:01.88	1:36.05 2:10.94	
12) BYER, EVI-LYNN	SR STANFORD	2:03.81	32) CHAMBERS, GRETCHEN	SO WASHINGTON STATE	2:11.59
:28.39 :59.89	1:31.92 2:03.81		:28.96 1:02.48	1:36.96 2:11.59	
13) ARISTED, ANNE	FR STANFORD	2:03.96	33) SIMPSON, AMY	SO CALIFORNIA	2:12.03
:28.36 :59.49	1:31.71 2:03.96		:27.76 1:00.57	1:34.48 2:12.03	
14) HERMANN, STEPHANIE	SO CALIFORNIA	2:04.28	34) CASTILLO, KRISTAL	FR OREGON STATE	2:12.51
:28.16 :59.73	1:31.69 2:04.28		:29.64 1:02.76	1:37.37 2:12.51	
15) KIM, LIAH	FR USC	2:04.44	35) WALTERS, AIMEE	SO WASHINGTON STATE	2:13.06
:28.06 :59.37	1:31.63 2:04.44		:28.62 1:01.81	1:36.61 2:13.06	
16) SCHNEIDER, IRENE	FR WASHINGTON	2:04.74	36) JESFJELD, ERIN	*SR UNDF CALIFORNIA*	2:14.13
:28.72 1:00.50	1:32.52 2:04.74		:30.90 1:04.00	1:39.34 2:14.13	
17) DWYER, BRIGID	FR UCLA	2:05.42	37) ADRIAN, DONELLA	FR ARIZONA STATE	2:14.22
:28.28 1:00.35	1:32.91 2:05.42		:29.44 1:02.76	1:38.33 2:14.22	
18) MC PHERSON, KELLY	*SO UNDF USC *	2:05.62	38) LOFTHUS, DENA	*SO UNDF CALIFORNIA*	2:16.60
:29.01 1:00.93	1:32.96 2:05.62		:29.29 1:03.19	1:38.84 2:16.60	
19) CLEGG, AMANDA	SO ARIZONA STATE	2:06.98	39) BOUDREAU, JACKIE	SO OREGON STATE	2:17.39
:28.49 1:00.29	1:33.15 2:06.98		:30.51 1:04.45	1:40.70 2:17.39	
20) GIOVAN, CHRISTINA	SO CALIFORNIA	2:07.01	40) BROWN, JENNIFER	*FR UNDF ASU *	2:18.09
:29.01 1:01.20	1:33.44 2:07.01		:30.76 1:05.43	1:41.19 2:18.09	

1998 PACIFIC-10 CONFERENCE WOMEN'S SWIMMING CHAMPIONSHIPS FEB. 26-28, 1998
 HELD AT: BELMONT PLAZA OLYMPIC POOL, LONG BEACH, CALIFORNIA
 HOSTED BY: UNIVERSITY OF CALIFORNIA-LOS ANGELES

EVENT: 21 WOMEN'S 400 YARD FREESTYLE RELAY ***** FEBRUARY 28, 1998 *****
 NCAA RECORD 3:14.97 FLORIDA 1993
 PAC-10 RECORD 3:15.69 STANFORD 1993
 MEET RECORD 3:18.34 STANFORD STANFORD 1997
 QUALIFYING FOR NCAA AUTOMATIC 3:28.82
 QUALIFYING FOR NCAA OPTIONAL 3:26.84
 FINAL RESULTS TIMED FINALS

RANK	NAME	YEAR	TEAM	TIME	RANK	NAME	YEAR	TEAM	TIME
1)	ARIZONA "A"			3:17.28 **	8)	WASHINGTON "A"			3:28.83
1)	HOSACK, SHANNON SR	:23.63	3) KHAPP, DENALI SO	2:02.81	1)	ELSMER, ADDY JR	:24.98	3) THOMPSON, JESSICA SO	2:08.80
		:49.23		2:28.22			:51.70		2:36.60
2)	FARELLA, LINDSAY FR	1:12.61	4) KOLBISEN, LIESL SR	2:51.53	2)	DYER, JESSICA SO	1:16.65	4) NAGATA, KRISTEN SO	3:00.96
		1:38.46		3:17.20			1:44.38		3:28.83
**	MEET RECORD								
2)	STANFORD "A"			3:18.16		OREGON STATE "A"			DISQUAL
1)	CROPPER, SIOBHAN FR	:24.16	3) BICKNELL, BECKY SR	2:03.51	1)	LAMORE, TRACI SR	:25.84	3) HSIEH, MELISSA FR	2:18.51
		:49.69		2:29.78			:52.85		2:37.90
2)	SMITH, EMILY SO	1:13.78	4) FOX, CATHERINE SO	2:52.94	2)	HIGUERA, ARIANNA FR	1:17.85	4) STEPHENS, ERICA FR	3:02.74
		1:39.69		3:18.16			1:45.63		DISQUAL
3)	CALIFORNIA "A"			3:28.68		UNOF ARIZONA "B" *			3:27.74 EX
1)	COPE, HALEY FR	:24.52	3) MATTOS, ADRIENNE FR	2:04.66	1)	HANSEN, KAREN SO	:25.16	3) PHILIPPS, MAUREEN SR	2:09.65
		:58.46		2:31.81			:52.36		2:36.20
2)	KOLBISEN, ANYA SO	1:14.75	4) OMPHROY, NICOLE SO	2:55.89	2)	ZENDER, ERIKA SO	1:17.57	4) KLINE, LAURIE SR	3:01.58
		1:48.58		3:29.68			1:44.94		3:27.74
4)	UCLA "A"			3:22.59		UNOF CALIFORNIA "B" *			3:29.37 EX
1)	JENKINS, JILL SR	:24.32	3) THOMPSON, REBECCA JR	2:06.94	1)	HOLLISTER, MARGI JR	:25.67	3) REHRMANN, LIZ SR	2:09.58
		:58.38		2:33.72			:52.65		2:37.55
2)	CASTELLANO, JACI SO	1:15.29	4) PRICE, KEIKO SO	2:57.07	2)	REDING, KATIE SR	1:17.14	4) LOWES, KATIE SO	3:02.46
		1:42.23		3:22.59			1:44.24		3:29.37
5)	USC "A"			3:24.88		UNOF USC "B" *			3:31.62 EX
1)	BLACK, KIM SO	:24.92	3) GIAMPIETRO, ALLY SO	2:06.95	1)	AYERS, EMILY SO	:25.62	3) CHIDESTER, JOAN SR	2:09.42
		:51.64		2:33.63			:52.69		2:36.68
2)	BENKO, LINDSAY JR	1:15.96	4) CAMPBELL, KAREN JR	2:57.81	2)	FRANCIS, PAIGE SO	1:17.21	4) STACEY, LONNA SR	3:02.23
		1:42.58		3:24.88			1:44.12		3:31.62
6)	ARIZONA STATE "A"			3:25.91		UNOF USC "C" *			3:32.29 EX
1)	ADEL, CAROLYN SO	:24.96	3) ELWONGER, STEPHASO	2:07.84	1)	LYON, ALEXIS FR	:25.75	3) GILMAN, REBECCA FR	2:12.82
		:51.87		2:34.83			:53.15		2:39.72
2)	MURPHY, CASEY SO	1:16.32	4) ERICSON, ANNA FR	2:59.17	2)	CHEALANDER, LAEL FR	1:18.49	4) MURPHY, CORRIE FR	3:04.85
		1:43.17		3:25.91			1:46.26		3:32.29
7)	WASHINGTON STATE "A"			3:27.84		UNOF WASHINGTON "B" *			3:33.78 EX
1)	KELLER, KATIE JR	:24.62	3) COULTER, TANNY SR	2:08.26	1)	SMITH, CORY SO	:25.75	3) KIMURA, NIKOLE FR	2:11.92
		:51.25		2:35.62			:53.70		2:48.28
2)	GRIFFITHS, MINDY SR	1:16.88	4) CHISHOLM, JESSICA JR	3:08.15	2)	HARRIS, SUNNY SO	1:18.95	4) KELLER, KELSEY SO	3:05.88
		1:43.41		3:27.84			1:46.63		3:33.78

EVENT: 21 WOMEN'S 400 YARD FREESTYLE RELAY (CONT)

UNDF ASU "B" * 3:34.48 EX
 1) TAYLOR, TENILLE SO :25.89 3) CLEGG, AMANDA SO 2:13.88
 :53.38 2:41.14
 2) ADAMS, SARAH SO 1:18.68 4) ADRIAN, DONELLA FR 3:06.57
 1:47.38 3:34.48

UNDF UCLA "C" * 3:48.37 EX
 1) DWYER, BRIGHID FR :26.98 3) AMES-KLEIN, KILEJR 2:16.34
 :54.67 2:46.69
 2) POTTER, LARA SR 1:28.79 4) DOBBS, MANDI SO 3:12.29
 1:49.13 3:48.37

UNDF UCLA "B" * 3:35.83 EX
 1) DE FELICE, HEATHFR :25.94 3) SCHICK-GARCIA, EJR 2:11.34
 :53.82 2:38.64
 2) GOODWIN, BETHANYFR 1:18.73 4) DOTTS, NICOLE FR 3:05.74
 1:46.81 3:35.83

UNDF OSU "B" * 3:41.83 EX
 1) ESLINGER, HEIDI SR :26.47 3) DALEY, LISA SR 2:15.95
 :54.75 2:44.42
 2) SAUNDERS, JENNIFR 1:28.51 4) WHITNEY, LARISSASO 3:18.89
 1:49.59 3:41.83

UNDF ASU "C" * 3:38.68 EX
 1) ROGALLA, ANNE FR :25.62 3) SASADA, KELLI FR 2:13.73
 :53.33 2:42.91
 2) POMELLA, ANGIE FR 1:19.16 4) GOODING, KRISTENSO 3:08.59
 1:47.92 3:38.68


```

WW      WW      00000      MMMM      MMMM      EEEEEEE      NNN      NN
WW      WW      0000000      MM MM      MM MM      EEEEEEE      NNNN      NN
WW      WW      00      00      MM      MMMM      MM      EE      NN NN      NN
WW      WW      WW      00      00      MM      MM      MM      EEEEEEE      NN      NN      NN
WW      WWWW      WW      00      00      MM      MM      MM      EE      NN      NN      NN
WW WW      WW WW      0000000      MM      MM      EEEEEEE      NN      NNNN
WWWW      WWWW      00000      MM      MM      EEEEEEE      NN      NNN

```

SCORING END OF MEET

1)	STANFORD	1405.5	6)	ARIZONA STATE	712.0
2)	USC	1210.5	7)	WASHINGTON	413.5
3)	ARIZONA	1060.5	8)	WASHINGTON STATE	298.5
4)	CALIFORNIA	927.5	9)	OREGON STATE	223.0
5)	UCLA	899.0			



PAC-10 NEWS

800 South Broadway, Suite 400 • Walnut Creek, California 94596
Telephone (510) 932-4411 • Fax (510) 932-4601 • <http://www.pac-10.org>

For Immediate Release: Friday, May 15, 1998
Contact: Joe Lang

STANFORD'S MISTY HYMAN AND ARIZONA'S FRANK BUSCH NAMED PAC-10 WOMEN'S SWIMMER AND COACH OF THE YEAR

WALNUT CREEK, Calif. -- STANFORD women's swimmer **Misty Hyman** and ARIZONA head coach **Frank Busch** have been named the Pacific-10 Conference Women's Swimmer and Coach of the Year, Commissioner Tom Hansen announced today.

Hyman, a 5-7 freshman from Phoenix, Ariz., led the Cardinal to its eighth NCAA Championship and sixth in the last seven years. She won individual national titles in the 200-yard backstroke, 100-yard butterfly and the 200-yard butterfly, and was part of the Cardinal's 200 and 400-yard medley relay teams that also won national championships. Hyman was equally impressive in the Pac-10 Championships, winning the 100 and 200 butterfly events and the 200 backstroke. She was also on four relay teams that won Conference titles as Stanford won its 12th straight Pac-10 crown.

Busch, in his ninth year at Arizona, led the Wildcats to runner-up finish at the NCAA Championships and a third-place showing at the Pac-10 Championships. Under Busch, Arizona swimmers claimed national championships in the 200, 400 and 800-yard freestyle relays, and an individual crown in the 1,650 freestyle. The Women's Coach of the Year honor is the second for Busch, who initially won the award in 1991. Busch was named Pac-10 Men's Coach of the Year in 1993.

The Swimmer and Coach of the Year awards are determined by a vote of the coaches.

FORMER PAC-10 WOMEN'S SWIMMERS AND COACHES OF THE YEAR

	<u>Swimmer of the Year</u>	<u>Coach of the Year</u>
1987	Mary T. Meagher, CAL	George Haines, STAN
1988	Cheryl Simmons, ARIZ	Dick Jochums, ARIZ
	Jenna Johnson, STAN	
1989	Michelle Griglione, STAN	Richard Quick, STAN
	Sarah Anderson, CAL	
1990	Janet Evans, STAN	Cyndi Gallagher, UCLA
1991	Crissy Ahmann-Leighton, ARIZ	Frank Busch, ARIZ
	Summer Sanders, STAN	
1992	Summer Sanders, STAN	Richard Quick, STAN
1993	Janel Jorgenson, STAN	Earl Ellis, WASH
1994	Kristine Quance, USC	Skip Hill, ASU
1995	Beata Kaszuba, ASU	Richard Quick, STAN
	Jenny Thompson, STAN	
1996	Kristine Quance, USC	Mark Schubert, USC
1997	Kristine Quance, USC	Mark Schubert, USC
1998	Misty Hyman, STAN	Frank Busch, ARIZ



PAC-10 NEWS

800 South Broadway, Suite 400 • Walnut Creek, California 94596
Telephone (925) 932-4411 • Fax (925) 932-4601 • <http://www.pac-10.org>

For Immediate Release: Friday, May 15, 1998
Contact: Joe Lang

USC's DORTE LINDNER AND JEFF SHAFFER NAMED 1997-98 PAC-10 WOMEN'S DIVER AND COACH OF THE YEAR

WALNUT CREEK, Calif. – USC's Dorte Lindner and Jeff Shaffer have been named the 1997-98 Pacific-10 Conference Women's Diver and Coach of the Year, Commissioner Tom Hansen announced today.

Lindner, a junior from Neinargen, Germany, won the One and Three-meter individual diving events at the Pac-10 Championships in Tempe, Ariz. She then finished third nationally in both events at the NCAA Championships in Minneapolis, Minn. Lindner's Three-meter final score of 540.15 at the Conference Championships is a meet record.

In his third year at USC, Shaffer helped lead the Women of Troy to a second-place finish in the Pac-10 Women's Swimming & Diving team standings and a fifth-place showing at the NCAA meet. Under Shaffer's leadership, USC had two individual championships and at least one diver finish in the top three in all diving events. The Women's Coach of the Year award is the first of Shaffer's career.

The Conference Diver and Coach of the Year awards are voted on by the coaches.

RECENT PAC-10 WOMEN'S DIVERS AND COACHES OF THE YEAR

	<u>Diver of the Year</u>	<u>Coach of the Year</u>
1994	Kristen Walls, UCLA	Ward O'Connell, ASU
1995	Eileen Richetelli, STAN	Rich Schavone, STAN
1996	Megan Gardner, STAN	Tom Scotty, UCLA
1997	Megan Gardner, STAN	Rich Schavone, STAN
1998	Dorte Lindner, USC	Jeff Shaffer, USC

