

1967

NATIONAL ASSOCIATION
of
INTERCOLLEGIATE ATHLETICS

Official Summary

Eleventh Annual

National N.A.I.A. Swimming Championships

Buffalo State Pool 75 Feet (short course)

Buffalo State University College
Buffalo, New York

Thursday, March 16; Friday, March 17; Saturday, March 18, 1967

Richard D. Heller
Meet Director

Faint, illegible text at the top of the page, possibly a header or title.

A single line of faint, illegible text in the upper middle section.

A block of faint, illegible text in the middle section, appearing to be a paragraph.

Another block of faint, illegible text, slightly lower than the previous one.

A block of faint, illegible text, continuing the sequence of lines.


A long, wide block of faint, illegible text, possibly a full line or a wide paragraph.

A small, faint mark or signature at the bottom center of the page.

1967 N.A.I.A. SWIMMING CHAMPIONSHIPS

Final Team Standings

| | | | |
|---------------------------------|-----|------------------------------------|----|
| 1. <u>Claremont Harvey Mudd</u> | 185 | 28. North Park | 13 |
| 2. Macalaster | 168 | 29. Rockford College | 12 |
| 3. Bemidji | 168 | 30. Western Washington | 11 |
| 4. Eastern Mich. Univ. | 146 | 31. Fredonia | 11 |
| 5. Bethany College | 135 | 32. Adams State | 8 |
| 6. Eastern New Mexico | 132 | 33. Kearney State | 7 |
| 7. Central Washington State | 129 | 34. Principia | 5 |
| 8. Monmouth College | 123 | 35. Wayne State (Neb.) | 5 |
| 9. Winona State | 81 | 36. Buffalo State | 2 |
| 10. Western Illinois | 71 | 37. Detroit Inst. of Tech. | 2 |
| 11. Platteville | 55 | 38. Southern University | 2 |
| 12. Calif. Inst. of Tech. | 45 | | |
| 13. Stevens Point | 39 | <u>Teams not scoring</u> | |
| 14. North Central College | 37 | Berea College | |
| 15. Plattsburgh | 36 | Bloomsburg State | |
| 16. Augustana | 34 | Concordia | |
| 17. Univ. of Redlands | 33 | Morehouse | |
| 18. Pomona | 32 | Shimer College | |
| 19. Slippery Rock | 32 | Stout State | |
| 20. Occidental | 31 | Williamette University | |
| 21. Univ. of Minn. - Duluth | 30 | St. Cloud State | |
| 22. Northern Montana | 29 | <u>Entered but did not compete</u> | |
| 23. Hamline | 27 | Howard University | |
| 24. Eastern Washington | 24 | River Falls | |
| 25. John Brown Univ. | 22 | Whitewater State | |
| 26. Southern Oregon | 16 | | |
| 27. Hendrix | 15 | | |



National N.A.I.A. Records in the 1967 Championships

Buffalo State University College

| | | | |
|---------------------------|--|--------------------------------|---------|
| 500 Yd. Freestyle | Ken Tillman | Monmouth College | 5:02.92 |
| 200 Yd. Individual Medley | Jim Veres | Bethany College | 2:05.11 |
| 50 Yd. Freestyle | Henry DeWitt | California Inst. of Technology | :21.85 |
| 400 Yd. Medley Relay | Len Hermanson Don McIlroy Bob Ross Larry Douglas | Bemidji | 3:47.46 |
| 200 Yd. Freestyle | Jim DeWeerd | Macalaster College | 1:50.22 |
| 100 Yd. Breaststroke | Steve Taff | Macalaster College | 1:01.90 |
| 400 Yd. Individual Medley | Ken Tillman | Monmouth College | 4:27.24 |
| 1,650 Yd. Freestyle | Ken Tillman | Monmouth College | 17:58.0 |
| 100 Yd. Freestyle | Henry DeWitt | California Inst. of Technology | :48.57 |
| 200 Yd. Breaststroke | Steve Taff | Macalaster College | 2:15.80 |
| 100 Yd. Butterfly | Lee Coats | Pomona College | :54.40 |
| Three Meter Diving | Mark Morrill | Central Washington | 427.70 |
| 800 Yd. Freestyle Relay | Joe Busch Alex Johnson Steve Writer Cliff Ridiger | Claremont Mudd College | 7:37.15 |

Handwritten text at the top of the page, possibly a title or header.

Main body of handwritten text, appearing to be a list or series of entries.

EVENT NO. 1

500 YARDS FREESTYLE

Thursday, March 16

| Place | Heat | Lane | Name and School | Seed Time | | | | | Machine Time | | | | | |
|-------|------|------|---------------------------------|-----------|--------|--------|--------|--------|--------------|--------|--------|--------|--------|--------|
| | | | | 100 | 200 | 300 | 400 | 500 | 100 | 200 | 300 | 400 | 500 | |
| 1 | F | 3 | Tillman, Ken - Mommouth | 55.1 | 1:55.2 | 2:57.4 | 4:00.6 | 5:02.9 | 5:02.9 | 5:02.9 | 5:02.9 | 5:02.9 | 5:02.9 | 5:02.9 |
| 2 | F | 4 | DeWeerd, Jim - Macalaster | 56.5 | 1:57.5 | 3:00.6 | 4:06.6 | 5:13.0 | 5:13.1 | 5:13.1 | 5:13.1 | 5:13.1 | 5:13.1 | 5:13.1 |
| 3 | F | 6 | Tinius, Jeff - Cent. Wash. | 57.3 | 1:59.7 | 3:04.2 | 4:09.1 | 5:15.2 | 5:15.2 | 5:15.2 | 5:15.2 | 5:15.2 | 5:15.2 | 5:15.2 |
| 4 | F | 2 | Stone, Pete - Plattsburg | 58.2 | 2:02.3 | 3:09.1 | 4:15.9 | 5:23.2 | 5:23.2 | 5:23.2 | 5:23.2 | 5:23.2 | 5:23.2 | 5:23.2 |
| 5 | F | 5 | Kazika, Geo. - Winona | 57.5 | 2:01.8 | 3:07.5 | 4:11.8 | 5:16.8 | 5:16.8 | 5:16.8 | 5:16.8 | 5:16.8 | 5:16.8 | 5:16.8 |
| 6 | F | 4 | O'Brien, Jim - Cent. Wash. | 56.7 | 1:59.8 | 3:03.9 | 4:10.6 | 5:19.1 | 5:19.1 | 5:19.1 | 5:19.1 | 5:19.1 | 5:19.1 | 5:19.1 |
| 7 | CF | 3 | Lingley, Bill - West.Wash. | 59.6 | 2:03.8 | 3:12.2 | 4:21.3 | 5:22.8 | 5:22.8 | 5:22.8 | 5:22.8 | 5:22.8 | 5:22.8 | 5:22.8 |
| 8 | CF | 5 | Nyberg, Russ - Wayne State | 59.5 | 2:05.6 | 3:13.0 | 4:20.7 | 5:24.6 | 5:24.6 | 5:24.6 | 5:24.6 | 5:24.6 | 5:24.6 | 5:24.6 |
| 9 | CF | 4 | Johnston, Alex - Claremont Mudd | 59.0 | 2:06.5 | 3:13.7 | 4:21.7 | 5:24.9 | 5:24.9 | 5:24.9 | 5:24.9 | 5:24.9 | 5:24.9 | 5:24.9 |
| 10 | CF | 6 | Rediger, Cliff - Claremont Mudd | 58.0 | 2:03.5 | 3:10.6 | 4:18.0 | 5:24.9 | 5:24.9 | 5:24.9 | 5:24.9 | 5:24.9 | 5:24.9 | 5:24.9 |
| 11 | CF | 2 | Simmons, Rick - Augustana | 59.0 | 2:03.9 | 3:10.7 | 4:19.3 | 5:27.6 | 5:27.6 | 5:27.6 | 5:27.6 | 5:27.6 | 5:27.6 | 5:27.6 |
| 12 | CF | 1 | Heingelmann, Dick - Bemidji | 57.7 | 2:03.2 | 3:10.2 | 4:19.0 | 5:25.0 | 5:25.0 | 5:25.0 | 5:25.0 | 5:25.0 | 5:25.0 | 5:25.0 |
| 13 | 1 | 5 | Rice, Tom - East, Michigan | 58.2 | 2:04.6 | 3:14.3 | 4:23.1 | 5:29.0 | 5:29.0 | 5:29.0 | 5:29.0 | 5:29.0 | 5:29.0 | 5:29.0 |
| 14 | 5 | 4 | Kraag, Don - Augustana | 59.9 | 2:05.1 | 3:13.0 | 4:23.5 | 5:32.2 | 5:32.2 | 5:32.2 | 5:32.2 | 5:32.2 | 5:32.2 | 5:32.2 |
| 15 | 4 | 2 | Altmeier, Craig - Macalaster | 58.3 | 2:06.9 | 3:16.0 | 4:25.8 | 5:33.9 | 5:33.9 | 5:33.9 | 5:33.9 | 5:33.9 | 5:33.9 | 5:33.9 |
| 16 | 7 | 4 | Coats, Lee - Pomona | 59.6 | 2:07.4 | 3:16.3 | 4:27.2 | 5:35.2 | 5:35.2 | 5:35.2 | 5:35.2 | 5:35.2 | 5:35.2 | 5:35.2 |
| 17 | 1 | 1 | Caee, Butch - Hendrix | 1:00.0 | 2:05.6 | 3:14.3 | 4:25.6 | 5:35.6 | 5:35.6 | 5:35.6 | 5:35.6 | 5:35.6 | 5:35.6 | 5:35.6 |
| 18 | 1 | 4 | Riddle, Joe - Bemidji | 59.0 | 2:05.6 | 3:15.2 | 4:25.6 | 5:35.6 | 5:35.6 | 5:35.6 | 5:35.6 | 5:35.6 | 5:35.6 | 5:35.6 |
| 19 | 5 | 5 | Huxley, Jeff - E. Michigan U. | 58.7 | 2:05.8 | 3:15.0 | 4:25.2 | 5:37.9 | 5:37.9 | 5:37.9 | 5:37.9 | 5:37.9 | 5:37.9 | 5:37.9 |
| 20 | 3 | 1 | Crane, Jim - E. New Mexico | 59.7 | 2:05.9 | 3:15.3 | 4:27.4 | 5:38.8 | 5:38.8 | 5:38.8 | 5:38.8 | 5:38.8 | 5:38.8 | 5:38.8 |
| 21 | 1 | 3 | Childers, Rich - Winona | 1:00.0 | 2:07.3 | 3:16.9 | 4:28.1 | 5:38.6 | 5:38.6 | 5:38.6 | 5:38.6 | 5:38.6 | 5:38.6 | 5:38.6 |
| 22 | 3 | 2 | Olson, Geo. - Platteville | 1:01.6 | 2:08.6 | 3:19.0 | 4:31.3 | 5:39.1 | 5:39.1 | 5:39.1 | 5:39.1 | 5:39.1 | 5:39.1 | 5:39.1 |
| 23 | 7 | 1 | Crutcher, Chris - East. Wash. | 59.0 | 2:03.2 | 3:10.2 | 4:19.0 | 5:25.0 | 5:25.0 | 5:25.0 | 5:25.0 | 5:25.0 | 5:25.0 | 5:25.0 |

OTHERS

EVENT NO. 1

500 YARDS FREESTYLE (cont.)

Thursday, March 16

| Place | Heat | Lane | Name and School | Seed Time | 100 | 200 | 300 | 400 | 500 | Machine Time |
|-------|------|------|--------------------------------------|-----------|--------|--------|--------|--------|--------|--------------|
| 24 | 5 | 1 | Richards, Ralph - E. Michigan U. | 5:39.1 | 1:02.9 | 2:10.9 | 3:18.9 | 4:28.8 | 5:39.5 | 5:39.50 |
| 25 | 3 | 5 | Carlson, Dan - Macalaster | 5:35.0 | :55.9 | 2:01.2 | 3:11.6 | 4:24.8 | 5:39.6 | 5:39.71 |
| 26 | 7 | 5 | Harding, Bob - E. Michigan U. | 5:36.1 | 1:05.2 | 2:14.1 | 3:23.4 | 4:33.4 | 5:41.1 | 5:41.15 |
| 27 | 5 | 2 | Westlake, Jeff - West. Ill. | 5:28.5 | :58.6 | 2:05.5 | 3:16.2 | 4:29.5 | 5:41.4 | 5:41.29 |
| 28 | 7 | 2 | Peterson, Bill - West. Ill. | 5:27.5 | 1:00.6 | 2:08.0 | 3:18.0 | 4:28.9 | 5:41.7 | 5:41.77 |
| 29 | 6 | 1 | Hammer, Bill - Bemidji | 5:38.0 | :59.9 | 2:07.5 | 3:18.5 | 4:31.7 | 5:43.2 | 5:43.20 |
| 30 | 4 | 1 | Widerquist, Tom - North Park | 5:40.1 | 1:01.7 | 2:10.3 | 3:21.4 | 4:33.1 | 5:44.1 | 5:44.14 |
| 31 | 2 | 2 | Thomas, Jim - Cent. Wash. | 5:31.4 | 1:00.8 | 2:08.0 | 3:19.2 | 4:34.7 | 5:44.2 | 5:44.94 |
| 32 | 2 | 1 | Hansen, Hobart - John Brown U. | 5:45.0 | 1:01.2 | 2:08.8 | 3:21.3 | 4:35.9 | 5:45.8 | 5:45.75 |
| 33 | 6 | 5 | Amdahl, Ron - Winona | 5:36.0 | 1:02.3 | 2:09.9 | 3:21.3 | 4:35.3 | 5:45.7 | 5:45.89 |
| 34 | 4 | 5 | Lambert, Richard - Principia | 5:35.2 | 1:01.4 | 2:10.5 | 3:22.6 | 4:34.9 | 5:46.0 | 5:45.97 |
| 35 | 1 | 6 | Danielson, Ron - Univ. of Minn. Dul. | 5:46.8 | | | | | | |
| 36 | 2 | 5 | Gelwicks, Bill - Stevens Point | 5:33.5 | :59.3 | 2:07.6 | 3:20.2 | 4:34.7 | 5:48.5 | 5:49.57 |
| 37 | 4 | 6 | Nystrom, Ray - North Park | 5:57.0 | 1:02.7 | 2:13.7 | 3:26.8 | 4:42.2 | 5:58.6 | 5:58.85 |
| 38 | 3 | 6 | Churchill, Robert - John Brown U. | 5:55.0 | 1:01.7 | 2:14.3 | 3:28.6 | 4:43.0 | 5:59.5 | 5:59.55 |
| 39 | 2 | 6 | Saunders, Robert - Macalaster | 5:50.0 | 1:02.0 | 2:15.5 | 3:32.0 | 4:56.9 | 6:05.5 | 6:05.66 |
| 40 | 5 | 6 | Lempp, Rick - Kearney State | 5:59.6 | 1:02.4 | 2:18.0 | 3:35.9 | 4:56.6 | 6:13.5 | 6:16.60 |
| 41 | 6 | 6 | Blanton, Leonard - Berea | 6:20.0 | 1:07.6 | 2:28.0 | 3:55.5 | 5:26.0 | 6:53.9 | 6:53.96 |

EVENT NO. 2

200 YARDS INDIVIDUAL MEDLEY

Thursday, March 16

| Place | Heat | Lane | Name and School | Seed Time | 50 | 100 | 150 | 200 | Machine Time |
|---------------|------|------|---------------------------------|-----------|------|--------|--------|--------|--------------|
| <u>FINALS</u> | | | | | | | | | |
| 1 | F | 4 | Campbell, Dave - Macalaster | 2:09.1 | 27.5 | :59.2 | 1:37.8 | 2:07.0 | 2:07.12 |
| 2 | F | 3 | Veres, Jim - Bethany | 2:10.4 | 27.4 | 1:00.6 | 1:39.7 | 2:09.3 | 2:07.27 |
| 3 | F | 2 | Calvert, Larry - Winona | 2:08.7 | 27.1 | :59.8 | 1:37.4 | 2:06.9 | 2:07.23 |
| 4 | F | 1 | Busch, Joe - Claremont Mudd | 2:10.0 | 27.0 | :58.8 | 1:34.8 | 2:05.0 | 2:05.11* |
| 5 | F | 4 | Weiss, Larry - Bethany | 2:10.7 | 27.1 | :58.5 | 1:37.4 | 2:08.6 | 2:08.65 |
| 6 | F | 1 | O'Donnell, Robin - East. Wash. | 2:10.1 | 26.9 | :58.4 | 1:37.2 | 2:09.4 | 2:09.29 |
| 7 | CF | 2 | Erdos, Tom - Slippery Rock | 2:11.0 | 27.2 | 1:01.2 | 1:40.0 | 2:09.1 | 2:09.19 |
| 8 | CF | 3 | Suipik, Dan - East. Mich. Univ. | 2:11.8 | 26.8 | 1:00.1 | 1:39.5 | 2:09.8 | 2:09.84 |
| 9 | CF | 4 | Wagner, Paul - John Brown Univ. | 2:11.0 | 27.3 | 1:02.5 | 1:39.5 | 2:09.5 | 2:09.58 |
| 10 | CF | 1 | Hayden, Richard - Rockford | 2:11.0 | 26.5 | 1:01.9 | 1:38.5 | 2:09.6 | 2:09.65 |
| 11 | CF | 2 | McBride, Jim - Platteville | 2:12.0 | 27.0 | 1:01.8 | 1:41.9 | 2:18.0 | 2:18.02 |
| 13 | CF | 3 | Blair, Don - Cent. Wash. | 2:12.1 | 26.9 | :59.6 | 1:38.2 | 2:09.9 | 2:09.88 |
| 14 | CF | 4 | Bruegmann, Robert - Principia | 2:14.8 | 25.1 | :58.0 | 1:39.4 | 2:10.8 | 2:10.99 |
| 15 | CF | 5 | Schick, Jim - Augustana | 2:14.2 | 25.0 | :58.4 | 1:39.4 | 2:10.7 | 2:10.78 |
| 16 | CF | 1 | Stach, Dick - Hamline | 2:16.4 | 26.9 | 1:00.7 | 1:40.3 | 2:12.1 | 2:12.12 |
| 17 | CF | 5 | Erskine, John - Bethany | 2:17.1 | 26.9 | 1:00.8 | 1:39.7 | 2:11.9 | 2:12.02 |
| 18 | CF | 6 | Johnson, Jim - Bemidji | 2:16.0 | 27.5 | 1:03.0 | 1:41.9 | 2:12.1 | 2:12.13 |
| 19 | CF | 3 | Brown, Jim - Wayne State | 2:13.8 | 27.6 | 1:01.7 | 1:40.5 | 2:10.6 | 2:10.78 |
| 20 | CF | 4 | Mikulish, Mike - Macalaster | 2:13.8 | 27.3 | 1:02.6 | 1:42.2 | 2:13.8 | 2:13.88 |
| 21 | CF | 6 | Kienlen, Dan - E. New Mexico | 2:12.0 | 26.8 | 1:01.1 | 1:40.8 | 2:12.5 | 2:12.57 |
| <u>OTHERS</u> | | | | | | | | | |
| 13 | CF | 5 | Blair, Don - Cent. Wash. | 2:12.0 | 27.0 | 1:03.6 | 1:45.0 | 2:17.2 | 2:17.25 |
| 14 | CF | 6 | Bruegmann, Robert - Principia | 2:12.0 | 26.4 | 1:00.4 | 1:38.9 | 2:09.5 | 2:13.68 |
| 15 | CF | 3 | Patton, Wayne - Bemidji | 2:12.0 | 26.7 | :59.8 | 1:38.6 | 2:10.1 | DISQ. |
| 16 | CF | 4 | Schick, Jim - Augustana | 2:12.1 | 28.2 | 1:04.9 | 1:42.9 | 2:14.0 | 2:14.17 |
| 17 | CF | 2 | Stach, Dick - Hamline | 2:09.6 | 26.9 | 1:01.0 | 1:42.5 | 2:14.5 | 2:14.56 |
| 18 | CF | 5 | Erskine, John - Bethany | 2:14.8 | 28.5 | 1:02.5 | 1:42.6 | 2:14.5 | 2:14.66 |
| 19 | CF | 1 | Johnson, Jim - Bemidji | 2:14.2 | 27.5 | 1:01.6 | 1:42.0 | 2:14.8 | 2:14.81 |
| 20 | CF | 3 | Brown, Jim - Wayne State | 2:16.4 | 25.9 | 1:00.3 | 1:42.7 | 2:16.1 | 2:16.15 |
| 21 | CF | 4 | Mikulish, Mike - Macalaster | 2:16.0 | 28.1 | 1:02.6 | 1:43.4 | 2:16.4 | 2:16.56 |

EVENT NO. 2

200 YARD INDIVIDUAL MEDLEY

Thursday, March 16

| Place | Heat | Lane | Name and School | Seed Time | | | | | Machine Time |
|-------|------|------|-------------------------------------|-----------|--------|--------|--------|---------|--------------|
| | | | | 50 | 100 | 150 | 200 | | |
| 22 | 6 | 3 | Lieba, Juan - Morehouse | 27.1 | 1:01.2 | 1:42.7 | 2:17.8 | 2:17.91 | |
| 23 | 1 | 2 | Shanahan, Mike - West. Ill. | 27.5 | 1:02.9 | 1:44.8 | 2:18.9 | 2:18.93 | |
| 24 | 3 | 1 | Lawson, Wayne - Hendrix | 27.8 | 1:03.7 | 1:46.7 | 2:18.9 | 2:18.98 | |
| 25 | 2 | 1 | Nosek, Dean - Univ. of Minn. Dul. | 28.7 | 1:01.8 | 1:46.9 | 2:20.1 | 2:20.27 | |
| 26 | 4 | 1 | Sapllys, Al - E. Michigan Univ. | 28.9 | 1:05.7 | 1:48.8 | 2:22.0 | 2:22.17 | |
| 27 | 1 | 6 | McFarland, Mike - Univ. of Minn. D. | 28.3 | 1:06.5 | 1:47.8 | 2:22.6 | 2:22.81 | |
| 28 | 1 | 1 | Lauridsen, Mark - Plattsburg | 28.7 | 1:05.9 | 1:49.5 | 2:22.8 | 2:22.95 | |
| 29 | 5 | 1 | Jordet, David - Univ. of Minn. Dul. | 27.4 | 1:04.6 | 1:47.6 | 2:24.4 | 2:24.41 | |
| 30 | 6 | 1 | Chamberlin, Wm. - Macalaster | 28.9 | 1:06.8 | 1:47.7 | 2:25.0 | 2:25.10 | |
| 31 | 2 | 6 | Veit, Dick - Buffalo State | 29.9 | 1:05.8 | 1:51.2 | 2:28.6 | 2:28.67 | |
| 32 | 3 | 6 | Bank, Bob - Buffalo State | 27.5 | 1:06.0 | 1:50.5 | 2:28.6 | 2:28.89 | |
| 33 | 4 | 5 | Guy, Ken - West. Ill. | 27.6 | 1:07.3 | 1:54.3 | 2:30.1 | 2:30.25 | |
| 34 | 4 | 6 | Crossman, Lawrence - Berea | 29.5 | 1:07.8 | 1:56.8 | 2:33.5 | DISQ | |

EVENT NO. 3

50 YARDS FREESTYLE

Thursday, March 16

| Pl. | H | L | Name and School | Seed Time | 50 | Machine Time |
|--------------------|----|---|---------------------------------------|-----------|-------|--------------|
| <u>FINALS</u> | | | | | | |
| 1 | F | 3 | DeWitt, Henry - Calif. Inst. of Tech. | | :21.8 | :21.88 |
| 2 | F | 2 | Stillinger, Dick - Occidental | :23.3 | :21.8 | :21.85* |
| 3 | F | 3 | | | :22.3 | :22.49 |
| 4 | F | 5 | Purvis, Rick - East. New Mexico | :22.1 | :22.4 | :22.51 |
| 5 | F | 3 | | | :22.5 | :22.52 |
| 6 | F | 4 | Stuek, Jeff - Bethany | :22.6 | :22.5 | :22.46 |
| 7 | F | 4 | | | :22.5 | :22.63 |
| 8 | F | 1 | Novak, Frank - West. Ill. | :22.8 | :22.4 | :22.62 |
| 9 | F | 3 | | | :22.6 | :22.68 |
| 10 | F | 6 | Olson, Tom - Platteville | :22.5 | :22.5 | :22.61 |
| 11 | F | 3 | | | :22.9 | :22.82 |
| 12 | F | 7 | | | :22.4 | :22.62 |
| <u>CONSOLATION</u> | | | | | | |
| 13 | CF | 3 | Cassel, Pete - Bethany | | :22.4 | :22.55 |
| 14 | CF | 4 | | | :22.9 | :23.01 |
| 15 | CF | 5 | Nishimura, Al - Occidental | :22.9 | :22.9 | :23.01 |
| 16 | CF | 3 | | | :22.4 | :22.62 |
| 17 | CF | 3 | Chadwick, Chad - North. Mont. | :22.4 | :22.8 | :22.80 |
| 18 | CF | 1 | | | :22.6 | :22.66 |
| 19 | CF | 4 | Ridley, Jack - Cent. Wash. | :22.8 | :22.6 | :22.74 |
| 20 | CF | 3 | | | :22.6 | :22.81 |
| 21 | CF | 4 | Jones, James - Southern Univ. | :22.6 | :22.9 | :22.90 |
| 22 | CF | 3 | | | :22.9 | :22.96 |
| 23 | CF | 2 | Douglas, Larry - Bemidji | :22.4 | :22.7 | :22.84 |
| 24 | CF | 3 | | | :23.7 | DISQ. |
| 25 | CF | 6 | | | :22.5 | :22.84 |
| <u>SWIM OFF</u> | | | | | | |
| 26 | | | Cassel, Pete - Bethany | | | |
| 27 | | | Ridley, Jack - Cent. Wash. | | :22.8 | |
| 28 | | | Shippey, Dennis - East. New Mexico | | :22.9 | |
| 29 | | | Sierdzki, Jim - East. Mich | | :23.0 | |
| 30 | | | Daniels, Tom - Rockford | | :23.0 | |
| 31 | | | | | :23.1 | |
| <u>OTHERS</u> | | | | | | |
| 32 | 9 | 4 | Shippey, Dennis - East. New Mexico | :23.0 | :22.9 | :22.90 |
| 33 | 2 | 9 | Sierdzki, Jim - East. Mich. | :22.8 | :22.9 | :22.92 |
| 34 | 2 | 3 | Petersen, Bruce - Macalaster | :22.6 | :23.0 | :22.99 |
| 35 | 5 | 4 | Durnin, Robin - Claremont Mudd | :22.9 | :23.0 | :23.05 |
| 36 | 10 | 2 | Morse, Tom - East. New Mexico | :23.0 | :23.0 | :23.09 |
| 37 | 3 | 2 | Daniels, Tom - Rockford | :23.2 | :22.9 | :23.10 |
| 38 | 11 | 2 | Grabenhorst, Coburn - Willamette | :23.0 | :23.1 | :23.17 |
| 39 | 6 | 4 | Luctke, Art - Platteville | :22.9 | :23.2 | :23.27 |
| 40 | 5 | 2 | Engleman, John - East. New Mexico | :23.1 | :23.0 | :23.31 |
| 41 | 9 | 2 | Robinson, Nick - Bemidji | :23.0 | :23.2 | :23.31 |
| 42 | 4 | 2 | Conachen, Joe - Stevens Point | :23.2 | :23.2 | :23.38 |
| 43 | 7 | 5 | Savage, Don - East. Mich. | :23.2 | :23.2 | :23.38 |
| 44 | 10 | 5 | Mangus, Dave - Buffalo State | :23.3 | :23.3 | :23.38 |
| 45 | 4 | 5 | Geiger, Don - West. Ill. | :23.4 | :23.3 | :23.43 |
| 46 | 2 | 2 | Gill, Brian - Claremont Mudd | :23.3 | :23.3 | :23.48 |
| 47 | 3 | 3 | Greene, Lambert - Morehouse | :23.2 | :23.2 | :23.49 |
| 48 | 7 | 2 | Gunderson, John - North | :22.6 | :23.3 | :23.51 |
| 49 | 10 | 4 | Jones, Will - Southern Univ. | :23.1 | :23.5 | :23.53 |
| 50 | 1 | 2 | Gilliland, John - John Brown U. | :23.0 | :23.5 | :23.65 |
| 51 | 9 | 1 | Gross, Henry - Monmouth | :23.2 | :23.4 | :23.69 |
| 52 | | | | :23.4 | :23.6 | :23.69 |

EVENT NO. 3 (cont.)

50 YARDS FREESTYLE

Thursday, March 16

| Pl. | H | L | Name and School | Seed | | Machine |
|-----|----|---|-------------------------------------|-------|-------|---------|
| | | | | Time | 50 | Time |
| 33 | 6 | 2 | Engler, Jim - North Central | :23.1 | :23.6 | :23.81 |
| 34 | 5 | 5 | Wild, Ted - East. Mich. | :23.3 | :23.8 | :23.85 |
| 35 | 3 | 1 | Huston, Tom - Bloomsburg | :23.8 | :23.8 | :23.86 |
| 36 | 11 | 5 | Leach, Robt. - Claremont Mudd | :23.5 | :23.7 | :23.91 |
| 37 | 10 | 1 | Smith, Larry - West. Ill. | :23.5 | :23.9 | :24.05 |
| 37 | 2 | 1 | Brown, Pete - Univ. of Minn. Dul. | :23.8 | :24.0 | :24.05 |
| 39 | 2 | 6 | Kressbach, Gary - East. Mich | :23.9 | :23.9 | :24.06 |
| 40 | 11 | 1 | See, Henry - Bemidji | :23.5 | :24.0 | :24.07 |
| 41 | 2 | 5 | Crandall, Pete - Hamline | :23.2 | :24.1 | :24.08 |
| 42 | 7 | 1 | Wilson, Robt. - Univ. of Minn. Dul. | :23.8 | :24.0 | :24.11 |
| 43 | 6 | 5 | Townsend, Stu - North Central | :23.3 | :24.0 | :24.12 |
| 44 | 4 | 1 | Borg, Bob - Bemidji | :23.8 | :24.0 | :24.13 |
| 45 | 3 | 5 | Schmidt, Roger - Macalaster | :23.9 | :24.0 | :24.14 |
| 46 | 6 | 1 | Hall, Bruce - Univ. of Minn. Dul. | :23.8 | :24.2 | :24.20 |
| 47 | 8 | 4 | Carr, Tim - Bloomsburg | :23.0 | :24.2 | :24.21 |
| 48 | 5 | 6 | Watson, Al - East. Wash. | :24.2 | :24.6 | :24.46 |
| 49 | 5 | 1 | Beck, Tom - Monmouth | :23.8 | :24.4 | :24.47 |
| 50 | 4 | 6 | Lyons, Ted - East. Wash. | :24.0 | :24.5 | :24.48 |
| 51 | 7 | 4 | Beck, Marshall - Detroit Inst. | :23.0 | :24.3 | :24.51 |
| 52 | 1 | 5 | Vogel, Brad - North Park | :23.2 | :24.4 | :24.55 |
| 53 | 8 | 5 | Hale, Derek - Shimer | :23.4 | :24.4 | :24.56 |
| 54 | 8 | 1 | Poehmann, Jim - Bloomsburg | :23.6 | :24.5 | :24.57 |
| 55 | 3 | 6 | Burison, Jerry - Buffalo State | :23.9 | :23.8 | :24.59 |
| 56 | 1 | 6 | Flexman, Jerry - Plattsburg | :23.9 | :24.5 | :24.60 |
| 57 | 11 | 4 | Anderson, Brian - Platteville | :23.0 | :24.5 | :24.63 |
| 58 | 9 | 5 | Bachman, Jim - Macalaster | :23.5 | :25.0 | :25.20 |
| 59 | 1 | 1 | Ransom, Guy - West. Ill. | :23.8 | :24.4 | :25.22 |
| 60 | 6 | 6 | Seippel, Phil - Shimer | :24.9 | :27.2 | :27.27 |

| Place | Name | School | Prelim. Points | Semi- Finals | Final Points |
|-------|------------------|------------------------|-------------------|-----------------|-----------------|
| 1 | Morill, Mark | Cent. Washington | 155.70 | 249.40 | 374.30 |
| 2 | Jackson, John | E. Michigan Univ. | 147.90 | 244.40 | 352.60 |
| 3 | Gibson, Mark | E. Michigan Univ. | 142.05 | 237.90 | 351.05 |
| 4 | Mathias, Clark | Monmouth | 153.40 | 246.95 | 350.55 |
| 5 | Clark, Ray | Cent. Washington | 137.10 | 223.70 | 348.30 |
| 6 | Prost, Joe | Bemidji | 159.80 | 264.75 | 348.25 |
| 7 | Barker, Dan | Western Illinois | 160.75 | 242.65 | 348.10 |
| 8 | Purkat, John | Macalaster | 144.40 | 234.65 | 325.90 |
| 9 | Old, Toby | Hamline | 138.15 | 224.40 | 316.50 |
| 10 | McNeal, Darrel | Bemidji | 131.70 | 216.40 | 305.90 |
| 11 | Cassell, Steve | Platteville | 135.50 | 218.60 | 305.25 |
| 12 | Herrick, Dave | Platteville | 135.75 | 220.05 | 287.75 |
| 13. | Misgades, Robert | John Brown Univ. | 137.25 | 215.70 | |
| 14 | Kleffman, Joel | St. Cloud State | 136.95 | 210.35 | |
| 15 | Green, Richard | Detroit Inst. of Tech. | 132.65 | 208.30 | |
| 16 | Stover, Tom | Winona | 129.55 | 197.65 | |
| 17 | Whytlaw, Dave | Eastern New Mexico | 128.60 | | |
| 18 | Callard, Bill | North Central | 128.50 | | |
| 19 | Reynolds, Robert | Macalaster | 128.20 | | |
| 20 | Hall, Bruce | Univ. of Minn. Dul. | 126.40 | | |
| 21 | Ricker, Rick | Kearney State | 125.90 | | |
| 22 | Crawford, Duane | Univ. of Redlands | 123.35 | | |
| 23 | Weathers, Robert | John Brown Univ. | 123.30 | | |
| 24 | Johnson, Terry | Augustana | 117.00 | | |
| 25 | McCullough, Dave | Stout State College | 114.30 | | |
| 26 | Moorman, Jess | John Brown Univ. | 113.95 | | |
| 27 | Beauru, Donald | Bloomsburg State | 113.25 | | |
| 28 | Felt, Hugh | Claremont Mudd | 111.35 | | |
| 29 | Sherrerd, Dave | Kearney State | 109.80 | | |
| 30 | Adams, Rodney | Kearney State | 107.55 | | |
| 31 | Britton, Mike | Southern Oregon | 100.90 | | |
| 32 | Parapot, Alan | Slippery Rock | 92.40 | | |

EVENT NO. 5

400YARDS MEDLEY RELAY

Thursday, March 16

| Place | Heat | Lane | Name and School | Seed Time | 100 | 200 | 300 | 400 | Machine Time |
|---------------------|------|------|-------------------------------------|-----------|--------|--------|--------|--------|--------------|
| <u>FINALS</u> | | | | | | | | | |
| 1 | F 1 | 4 | Bemidji - Hermanson, McIlroy, | 3:52.7 | :59.5 | 2:03.0 | 2:59.0 | 3:47.5 | 3:47.46* |
| 2 | F 1 | 5 | Ross, Douglas | 1:00.0 | 1:00.0 | 2:05.0 | 3:01.7 | 3:50.8 | 3:50.72 |
| 3 | F 3 | 3 | East. Mich. Univ. Kressback, Betts | 3:50.2 | 57.9 | 2:02.5 | 2:57.5 | 3:48.0 | 3:48.04 |
| 4 | F 1 | 3 | Macalaster - West, Taft, | 3:52.0 | 1:00.3 | 2:06.2 | 3:01.1 | 3:51.9 | 3:51.98 |
| 5 | F 2 | 3 | Ranta, Peterson | 3:54.8 | 1:01.1 | 2:02.5 | 2:58.7 | 3:50.2 | 3:50.22 |
| 6 | F 1 | 6 | Claremont Mudd - Hardinge, Graeber, | 3:53.5 | 1:03.0 | 2:07.5 | 2:58.8 | 3:49.6 | 3:49.73 |
| 7 | F 3 | 4 | Niemeyer, Durnin | 3:51.2 | :59.6 | 2:07.9 | 3:04.7 | 3:53.4 | 3:53.50 |
| 8 | F 2 | 2 | Platteville - Ganske, Olson, | 1:00.2 | 1:00.3 | 2:05.0 | 3:00.9 | 3:52.5 | 3:52.55 |
| 9 | F 1 | 3 | McBride, Luckae | 1:01.4 | 1:00.2 | 2:04.2 | 3:00.5 | 3:51.4 | 3:51.42 |
| 10 | F 1 | 1 | Bethany - Anderson, Weiss, | 3:54.8 | 1:00.9 | 2:09.0 | 3:06.7 | 3:56.3 | 3:56.33 |
| 11 | F 1 | 2 | Rofter, Stuck | 3:52.67 | 1:00.9 | 2:06.7 | 3:03.3 | 3:52.5 | 3:52.67 |
| <u>CONSOLIATION</u> | | | | | | | | | |
| 12 | CF | 2 | Momouth - Wortman, Lewis, | 3:56.4 | :57.4 | 2:03.4 | 3:00.3 | 3:52.6 | 3:52.80 |
| 13 | CF | 1 | Gruetzner, T. Beck | 3:52.9 | :58.8 | 2:06.3 | 3:03.5 | 3:55.4 | 3:55.61 |
| 14 | CF | 4 | North Central - Darlington, Saloga, | 3:54.0 | :59.4 | 2:04.3 | 3:03.1 | 3:54.6 | 3:54.75 |
| 15 | CF | 4 | Engler, Townsend | 3:54.0 | :59.3 | 2:05.0 | 3:03.0 | 3:54.5 | 3:54.72 |
| 16 | CF | 5 | U. of Minn. Dul. - Nosek, Brown, | 3:54.0 | :59.7 | 2:04.6 | 3:03.2 | 3:54.5 | 3:54.77 |
| 17 | CF | 2 | Jordet, Wilson | 3:55.1 | :59.8 | 2:05.0 | 3:03.9 | 3:56.0 | 3:55.99 |
| 18 | CF | 1 | Stevens Point - Simkins, Stebnitz, | 3:54.0 | 1:01.0 | 2:07.0 | 3:06.0 | 3:57.3 | 3:57.33 |
| 19 | CF | 5 | Gelwicks, Conachen | 3:55.1 | 1:00.7 | 2:06.0 | 3:05.3 | 3:57.0 | 3:57.06 |
| 20 | CF | 6 | Western Ill. - Guy, Viar, | 3:55.1 | 1:04.0 | 2:11.6 | 3:07.9 | 3:58.9 | 3:59.70 |
| 21 | CF | 5 | Iudemann, Novak | 3:54.3 | 1:03.8 | 2:10.6 | 3:07.2 | 3:57.4 | 5:57.52 |
| 22 | CF | 3 | E. New Mexico - Whytlair, Shippey, | 3:54.3 | 1:04.7 | 2:08.5 | 3:03.2 | 3:54.7 | DISQ |
| 23 | CF | 3 | Kienlien, Morse | 3:54.3 | 1:03.8 | 2:07.7 | 3:02.7 | 3:54.0 | 3:53.99 |
| <u>OTHERS</u> | | | | | | | | | |
| 24 | | 5 | Augustana | 3:56.2 | 1:01.2 | 2:09.2 | 3:05.2 | 3:59.0 | 3:58.99 |
| 25 | | 6 | Plattsburgh | 4:05.1 | 1:04.9 | 2:12.3 | 3:10.6 | 4:02.4 | 4:02.39 |
| 26 | | 1 | Hamline | 3:58.0 | 1:01.8 | 2:10.0 | 3:11.4 | 4:04.4 | 4:04.55 |
| 27 | | 6 | John Brown Univ. | 3:59.0 | 1:02.0 | 2:11.2 | 3:12.0 | 4:05.6 | 4:05.56 |
| 28 | | 1 | Morehouse | 3:58.0 | 1:04.3 | 2:15.2 | 3:15.2 | 4:07.0 | 4:07.06 |
| 29 | | 6 | Berea College | 4:23.0 | 1:11.2 | 2:36.8 | 3:38.2 | 4:38.0 | 4:38.08 |

EVENT NO. 6

200 YARDS BUTTERFLY

Friday, March 17

| Place | Heat | Lane | Name and School | Seed Time | 50 | 100 | 150 | 200 | Machine Time |
|---------------------|------|------|-------------------------------------|--------------|------|--------|--------|--------|-----------------|
| <u>FINALS</u> | | | | | | | | | |
| 1 | F | 1 | Coats, Lee - Pomona | 2:03.3 | 26.7 | :58.2 | 1:31.3 | 2:04.0 | 2:04.07 |
| 2 | F | 3 | Busch, Joe - Claremont Mudd | 2:10.2 | 26.7 | :58.9 | 1:34.5 | 2:08.6 | 2:08.68 |
| 3 | F | 2 | Erdos, Tom - Slippery Rock | 2:08.8 | 27.8 | :58.8 | 1:30.9 | 2:04.3 | 2:04.41 |
| 4 | F | 3 | O'Donnell, Robin - East. Wash. | 2:08.0 | 27.6 | :58.8 | 1:30.5 | 2:05.1 | 2:05.13 |
| 5 | F | 5 | Hirschberg, Bren - Redlands | 2:13.0 | 27.8 | :58.9 | 1:31.5 | 2:06.8 | 2:06.69 |
| 6 | F | 4 | Lyons, Doug - E. New Mexico | 2:09.7 | 27.2 | :56.8 | 1:29.8 | 2:07.7 | 2:07.73 |
| 7 | CF | 3 | Roffer, Barry - Bethany | 2:09.9 | 27.4 | :59.0 | 1:32.1 | 2:08.4 | 2:08.69 |
| 8 | CF | 2 | Ross, Bob - Bemidji | 2:16.9 | 27.9 | :59.2 | 1:32.2 | 2:08.5 | 2:08.59 |
| 9 | CF | 1 | Ludemann, Bill - West. Ill. | 2:09.6 | 26.9 | :58.6 | 1:32.5 | 2:09.0 | 2:09.03 |
| 10 | CF | 4 | Lawson, Wayne - Hendrix | 2:16.0 | 27.3 | :58.8 | 1:32.5 | 2:08.8 | 2:08.91 |
| 11 | CF | 3 | Bruegmann, Robert - Principia | 2:09.0 | 28.6 | 1:01.0 | 1:34.6 | 2:09.6 | 2:09.62 |
| 12 | CF | 2 | Blakeslee, Ted - East. Michigan | 2:09.2 | 27.9 | :59.4 | 1:32.0 | 2:08.1 | 2:08.10 |
| <u>CONSOLIATION</u> | | | | | | | | | |
| 13 | 1 | 1 | Erskine, John - Bethany | 2:17.0 | 29.4 | 1:02.4 | 1:35.7 | 2:09.5 | 2:09.51 |
| 14 | 1 | 5 | Olson, Geo. - Platteville | 2:12.0 | 28.7 | :58.5 | 1:32.5 | 2:08.9 | 2:09.34 |
| 16 | 3 | 4 | Niemeyer, Gary - Claremont Mudd | 2:13.5 | 27.7 | 1:00.4 | 1:34.4 | 2:10.5 | 2:10.58 |
| 17 | 2 | 2 | Shanahan, Mike - West. Ill. | 2:11.2 | 27.8 | 1:01.0 | 1:36.4 | 2:12.0 | 2:12.09 |
| 18 | 1 | 2 | Suipik, Dan - E. Michigan Univ. | 2:11.9 | 28.4 | 1:02.0 | 1:36.2 | 2:12.2 | 2:12.12 |
| 19 | 4 | 5 | Erickson, John - Augustana | 2:15.0 | 28.3 | 1:00.8 | 1:34.8 | 2:09.6 | 2:09.66 |
| 20 | 1 | 6 | McFarland, Mike - Univ. of Minn. D. | 2:17.6 | 27.8 | :59.7 | 1:34.6 | 2:12.1 | 2:12.13 |
| 21 | 2 | 6 | McNertney, Ed. - Bloomburg | 2:20.0 | 28.4 | 1:00.8 | 1:35.2 | 2:12.5 | 2:12.60 |
| 22 | 3 | 1 | Garcia, Robert - Morehouse | 2:16.0 | 27.7 | 1:00.3 | 1:35.5 | 2:13.0 | 2:13.18 |
| <u>CTHERS</u> | | | | | | | | | |
| 13 | 1 | 1 | Erskine, John - Bethany | 2:17.0 | 29.8 | :58.0 | 1:31.9 | 2:13.2 | 2:13.28 |
| 14 | 1 | 5 | Olson, Geo. - Platteville | 2:12.0 | 28.6 | 1:01.5 | 1:37.0 | 2:13.4 | 2:13.42 |
| 16 | 3 | 4 | Niemeyer, Gary - Claremont Mudd | 2:13.5 | 28.5 | 1:01.1 | 1:36.7 | 2:13.4 | 2:13.42 |
| 17 | 2 | 5 | Shanahan, Mike - West. Ill. | 2:11.2 | 29.1 | 1:03.5 | 1:37.9 | 2:13.7 | 2:13.69 |
| 18 | 1 | 2 | Suipik, Dan - E. Michigan Univ. | 2:11.9 | 28.6 | 1:01.4 | 1:36.0 | 2:14.9 | 2:14.90 |
| 19 | 4 | 5 | Erickson, John - Augustana | 2:15.0 | 27.9 | 1:00.7 | 1:36.5 | 2:15.7 | 2:15.68 |
| 20 | 1 | 6 | McFarland, Mike - Univ. of Minn. D. | 2:17.6 | 28.5 | 1:01.7 | 1:37.4 | 2:18.1 | 2:18.12 |
| 21 | 2 | 6 | McNertney, Ed. - Bloomburg | 2:20.0 | 30.0 | 1:03.5 | 1:40.1 | 2:18.5 | 2:18.62 |
| 22 | 3 | 1 | Garcia, Robert - Morehouse | 2:16.0 | 30.0 | 1:05.9 | 1:42.0 | 2:22.0 | 2:22.04 |
| | | | | | 30.0 | 1:04.0 | 1:42.3 | 2:25.2 | 2:25.12 |

EVENT NO. 7

200YARDS FREESTYLE

Friday, March 17


| Place | Heat | Lane | Name and School | Seed Time | 50 | 100 | 150 | 200 | Machine Time |
|-------------|------|------|---------------------------------------|-----------|------|------|--------|--------|--------------|
| FINALS | | | | | | | | | |
| 1 | F 8 | 3 | Deweerd, Jim - Macalaster | 1:51.1 | 24.9 | 51.9 | 1:20.7 | 1:50.2 | 1:50.22* |
| 2 | F 5 | 5 | Dewitt, Henry - Calif. Inst. of Tech. | 1:56.0 | 25.5 | 52.5 | 1:21.1 | 1:51.0 | 1:50.94 |
| 3 | F 4 | 4 | Kazika, Geo. - Winona | 1:54.1 | 25.4 | 53.7 | 1:23.4 | 1:52.3 | 1:52.35 |
| 4 | F 4 | 3 | Rediger, Cliff - Claremont Mudd | 1:54.1 | 26.3 | 54.9 | 1:24.4 | 1:53.3 | 1:53.38 |
| 5 | F 1 | 2 | Asmus, Rick - East. Michigan | 1:55.7 | 25.7 | 53.2 | 1:22.7 | 1:52.5 | 1:52.52 |
| 6 | F 6 | 3 | Ridley, Jack - Cent. Wash. | 1:53.7 | 25.4 | 53.4 | 1:23.0 | 1:52.7 | 1:52.80 |
| CONSOLATION | | | | | | | | | |
| 7 | CF 7 | 3 | Tinius, Jeff - Cent. Wash | 1:52.5 | 26.0 | 54.8 | 1:23.7 | 1:53.7 | 1:53.10 |
| 8 | CF 8 | 4 | Huxley, Jeff - East. Michigan | 1:57.0 | 26.0 | 54.6 | 1:23.6 | 1:53.9 | 1:54.10 |
| 9 | CF 5 | 2 | Chadwick, Chad - North. Mont. | 1:54.0 | 25.5 | 53.3 | 1:22.7 | 1:54.1 | 1:54.12 |
| 10 | CF 6 | 3 | Writer, Steve - Claremont Mudd | 1:58.0 | 25.8 | 53.8 | 1:22.9 | 1:53.4 | 1:53.33 |
| 11 | CF 7 | 4 | Hammer, Bill - Bemidji | 1:56.2 | 25.9 | 54.3 | 1:24.4 | 1:54.7 | 1:54.73 |
| 12 | CF 2 | 4 | Engleman, John - E. New Mexico | 1:55.1 | 25.7 | 54.5 | 1:24.4 | 1:54.0 | 1:54.12 |
| OTHER | | | | | | | | | |
| 13 | 2 | 3 | Lingley, Bill - West. Wash. | 1:54.4 | 25.6 | 54.2 | 1:24.0 | 1:53.7 | 1:53.76 |
| 14 | 2 | 2 | Nyberg, Russ - Wayne State | 1:58.0 | 25.6 | 53.8 | 1:23.5 | 1:54.1 | 1:54.13 |
| 15 | 5 | 5 | Crane, Jim - E. New Mexico | 1:57.6 | 25.8 | 54.7 | 1:25.0 | 1:54.5 | 1:54.72 |
| 16 | 7 | 5 | Cade, Butch - Hendrix | 1:58.2 | 25.8 | 54.2 | 1:24.1 | 1:54.5 | 1:54.57 |
| 17 | 4 | 5 | Thomas, Jim - Cent. Wash. | 1:56.0 | 25.6 | 54.3 | 1:23.5 | 1:54.7 | 1:54.84 |
| 18 | 6 | 4 | Johnston, Alex - Claremont Mudd | 1:57.5 | 26.5 | 55.1 | 1:24.6 | 1:54.5 | 1:54.67 |
| 19 | 3 | 2 | Carlson, Dan - Macalaster | 1:55.9 | 26.0 | 55.6 | 1:26.0 | 1:55.2 | 1:55.36 |
| 20 | 4 | 4 | DeYoung, Tom - Plattsburgh | 2:01.0 | 26.8 | 56.4 | 1:26.6 | 1:55.5 | 1:55.61 |
| 21 | 5 | 1 | O'Brien, Jim - Cent. Wash. | 2:01.0 | 25.7 | 54.9 | 1:25.5 | 1:57.9 | 1:58.08 |

EVENT NO. 7

200 YARDS FREESTYLE

Friday, March 17

| Race | Heat | Lane | Name and School | Seed Time | 50 | 100 | 150 | 117 | Machine Time |
|------|------|------|--------------------------------------|-----------|------|--------|--------|--------|--------------|
| 22 | 3 | 5 | Leach, Robert - Claremont Mudd | 1:58.0 | 26.7 | 56.5 | 1:27.6 | 1:58.2 | 1:58.26 |
| 23 | 1 | 5 | Patton, Wayne - Bemidji | 1:58.0 | 27.2 | 57.3 | 1:27.9 | 1:58.6 | 1:58.72 |
| 24 | 8 | 4 | Peterson, Bill - West. Ill. | 1:56.9 | 26.7 | 56.7 | 1:27.9 | 1:59.0 | 1:59.13 |
| 25 | 7 | 2 | Wilson, Robert - Univ. of Minn. Dul. | 1:57.1 | 25.7 | 54.7 | 1:26.3 | 1:59.0 | 1:59.15 |
| 26 | 4 | 2 | Gelwicks, Bill - Stevens Point | 1:57.5 | 26.7 | 55.5 | 1:26.8 | 1:59.5 | 1:59.64 |
| 27 | 8 | 1 | Hartman, Dave - Mornmouth | 1:59.9 | 26.3 | 55.5 | 1:27.2 | 1:59.9 | 2:00.08 |
| 28 | 6 | 2 | Brakke, Ray - Adams State | 1:57.2 | 25.5 | 54.5 | 1:26.0 | 2:00.7 | 2:00.87 |
| 29 | 5 | 2 | Westlake, Jeff - West. Ill. | 1:57.3 | 26.5 | 56.3 | 1:28.4 | 2:00.9 | 2:00.89 |
| 30 | 6 | 5 | Altmeyer, Graig - Macalaster | 1:59.0 | 27.5 | 57.9 | 1:29.2 | 2:00.9 | 2:00.97 |
| 31 | 2 | 5 | Kreag, Don - Augustana | 1:58.0 | 26.8 | 56.6 | 1:28.7 | 2:01.7 | 2:01.78 |
| 32 | 1 | 2 | Richter, Don - Bemidji | 1:58.0 | 26.1 | 55.3 | 1:27.1 | 2:02.6 | 2:02.63 |
| 33 | 4 | 6 | Burison, Jerry - Buffalo State | 2:09.7 | 26.3 | 57.2 | 1:24.9 | 2:03.5 | 2:03.48 |
| 34 | 6 | 1 | Riddle, Joe - Bemidji | 2:00.0 | 27.2 | 57.8 | 1:30.7 | 2:03.6 | 2:03.69 |
| 35 | 3 | 3 | Grabenhorst, Coburn - Willamette | 1:54.1 | 25.5 | 54.3 | 1:26.7 | 2:04.1 | 2:04.16 |
| 36 | 2 | 1 | Wismer, Bill - E. Michigan Univ. | 2:02.0 | 27.9 | 58.5 | 1:31.4 | 2:04.5 | 2:04.55 |
| 37 | 4 | 1 | Struck, Donovan - Macalaster | 2:01.0 | 26.4 | 55.8 | 1:29.0 | 2:04.5 | 2:04.60 |
| 38 | 8 | 5 | Harding, Bob - E. Michigan Univ. | 1:59.8 | 27.8 | 58.7 | 1:31.4 | 2:05.3 | 2:05.42 |
| 39 | 1 | 6 | Ransom, Guy - West, Ill. | 2:03.0 | 28.2 | 59.0 | 1:33.0 | 2:05.5 | 2:05.59 |
| 40 | 3 | 6 | Lempp, Rick - Kearney State | 2:05.2 | 26.5 | 57.0 | 1:32.0 | 2:04.5 | 2:05.75 |
| 41 | 7 | 1 | Diaz, Barry - Bethany | 2:00.0 | 26.6 | 56.3 | 1:27.8 | 2:05.8 | 2:05.92 |
| 42 | 2 | 6 | Churchill, Robert - John Brown U. | 2:04.0 | 28.0 | 59.9 | 1:34.9 | 2:11.5 | 2:11.57 |
| 43 | 1 | 1 | Johnson, Larry - John Brown U. | 2:03.0 | 28.3 | 1:00.3 | 1:34.1 | 2:10.2 | DISQ. |



EVENT 16. 8

100 YARDS BREAST STROKE

Friday, March 17

Machine
Time

100

50

Seed
Time

Lane

Heat

Race

Name and School

FINALS

| | | | | | | | |
|----|----|---|----------------------------------|--------|-------|--------|----------|
| 1 | F | 3 | Taff, Steve - Macalaster | 1:03.0 | 29.1 | 1:01.8 | 1:01.90* |
| 2 | 6 | 3 | Shippey, Dennis - E. New Mexico | 1:03.3 | 28.9 | 1:02.0 | 1:02.07 |
| 3 | F | 2 | Stebnitz, Dave - Stevens Point | 1:03.3 | 29.6 | 1:03.7 | 1:03.75 |
| 4 | 4 | 3 | McIlroy, Don - Bemidji | 1:04.8 | 30.4 | 1:05.0 | 1:05.09 |
| 5 | F | 4 | Olson, Tom - Platteville | 1:05.0 | 29.6 | 1:04.8 | 1:04.85 |
| 6 | 3 | 3 | Weiss, Larry - Bethany | 1:03.0 | 29.9 | 1:05.0 | 1:05.08 |
| 7 | 1 | 4 | CONSOLATION | 1:05.5 | 30.3 | 1:05.0 | 1:05.05 |
| 8 | CF | 5 | Killian, Jim - Fredonia | 1:05.0 | 30.3 | 1:05.2 | 1:05.19 |
| 9 | 5 | 3 | Brown, Feter - U. of Minn. - D. | 1:05.0 | 29.9 | 1:05.1 | 1:05.24 |
| 10 | CF | 6 | Betts, Dennis - E. Mich. U. | 1:05.6 | 30.0 | 1:05.0 | 1:05.16 |
| 11 | 4 | 4 | Erickson, Max - Northern Mont. | 1:06.7 | 30.5 | 1:06.0 | 1:06.17 |
| 12 | CF | 2 | Saloga, Jim - North. Cent. | 1:06.4 | 30.3 | 1:05.4 | 1:05.54 |
| 13 | 6 | 3 | OTHERS | 1:05.9 | 30.4 | 1:05.3 | 1:05.42 |
| 14 | 1 | 2 | Maria, Joe - Bethany | 1:05.0 | 30.4 | 1:05.8 | 1:06.01 |
| 15 | 3 | 4 | Worthing, Jack - Fredonia | 1:05.0 | 30.01 | 1:06.2 | 1:06.36 |
| 16 | 5 | 3 | Maloney, Richard - Bethany | 1:05.6 | 29.7 | 1:06.1 | 1:06.11 |
| 17 | 3 | 5 | Lewis, Alan - Mornmouth | 1:06.7 | 31.1 | 1:06.1 | 1:06.29 |
| 18 | 4 | 2 | Roffer, Barry - Bethany | 1:06.4 | 31.2 | 1:06.4 | 1:06.53 |
| 19 | 2 | 5 | Viar, Dave - West. Ill. | 1:06.7 | 30.9 | 1:06.5 | 1:06.47 |
| 20 | 2 | 2 | Graeber, Karl - Claremont Mudd | 1:05.1 | 30.4 | 1:06.9 | 1:06.92 |
| 21 | 4 | 4 | MacDonald, Ross - Claremont Mudd | 1:06.4 | 30.5 | 1:06.3 | 1:06.51 |
| 22 | 2 | 1 | Chamberlin, Wm. - Macalaster | 1:06.4 | 30.6 | 1:06.3 | 1:06.40 |
| 23 | 3 | 3 | Long, Dave - Hamline | 1:06.4 | 31.6 | 1:06.5 | 1:06.56 |
| | 3 | 4 | Sanchez, Alex - Adams State | 1:06.7 | 31.7 | 1:06.7 | 1:06.85 |
| 13 | 6 | 4 | Maria, Joe - Bethany | 1:05.5 | 30.5 | 1:06.8 | 1:06.93 |
| 14 | 1 | 5 | Worthing, Jack - Fredonia | 1:06.0 | 31.0 | 1:07.0 | 1:07.05 |
| 15 | 3 | 5 | Maloney, Richard - Bethany | 1:06.6 | 30.9 | 1:07.0 | 1:07.14 |
| 16 | 5 | 1 | Lewis, Alan - Mornmouth | 1:08.1 | 31.7 | 1:07.2 | 1:07.25 |
| 17 | 3 | 2 | Roffer, Barry - Bethany | 1:06.0 | 31.3 | 1:07.2 | 1:07.35 |
| 18 | 4 | 2 | Viar, Dave - West. Ill. | 1:06.0 | 31.3 | 1:07.4 | 1:07.39 |
| 19 | 2 | 4 | Graeber, Karl - Claremont Mudd | 1:05.0 | 31.1 | 1:07.9 | 1:07.90 |
| 20 | 2 | 2 | MacDonald, Ross - Claremont Mudd | 1:06.0 | 31.2 | 1:07.9 | 1:08.04 |
| 21 | 4 | 2 | Chamberlin, Wm. - Macalaster | 1:08.5 | 31.7 | 1:08.3 | 1:08.44 |
| 22 | 2 | 3 | Long, Dave - Hamline | 1:05.0 | 31.1 | 1:09.0 | 1:09.14 |
| 23 | 3 | 4 | Sanchez, Alex - Adams State | 1:05.1 | 31.0 | 1:09.5 | 1:09.54 |

EVENT NO. 8

100 YARDS BREAST STROKE

Friday, March 17

| Race | Heat | Lane | Name and School | Seed Time | 50 | 100 | Machine Time |
|------|------|------|----------------------------------|-----------|------|--------|--------------|
| 24 | 1 | 2 | Brown, Jim - Wayne State | 1:06.0 | 31.3 | 1:09.8 | 1:09.91 |
| 25 | 3 | 6 | Banks, Bob - Buffalo State | 1:09.7 | 32.4 | 1:11.5 | 1:11.60 |
| 26 | 6 | 1 | Brooks, Sidney - Morehouse | 1:07.5 | 32.1 | 1:11.6 | 1:11.66 |
| 27 | 2 | 1 | Smith, David - Bemidji | 1:09.0 | 33.0 | 1:11.7 | 1:11.79 |
| 28 | 3 | 1 | Borshay, Robert - Macalaster | 1:08.8 | 33.3 | 1:12.2 | 1:12.28 |
| 29 | 1 | 1 | Cintron, Wigberto - Morehouse | 1:09.0 | 33.4 | 1:13.0 | 1:13.07 |
| 30 | 1 | 6 | Bond, William - John Brown Univ. | 1:09.0 | 34.2 | 1:13.9 | 1:13.96 |
| 31 | 4 | 6 | Clarke, Bobby - Berea | 1:14.0 | 34.5 | 1:15.6 | 1:15.70 |
| X | 5 | 5 | Famey, Mike - Augustana | 1:06.9 | 30.4 | 1:07.4 | DISQ |
| X | 2 | 6 | Homestead, Tom - Plattsburg | 1:09.5 | 31.6 | 1:08.8 | DISQ |

EVENT NO. 9

100 YARDS BACKSTROKE

Friday, March 17

Machine
TimeSeed
Time

50

100

Machine
Time

Name and School

FINALS

Woertman, Fred - Monmouth College

Calvert, Larry - Winona State

Kressbach, Gary - Eastern Mich.

Gunderson, John - North Park, Ill.

Darlington, Ric - North Central

Hardinge, Chip - Claremont Mudd

CONSOLATION

Nosek, Dean - Univ. of Minn. - Dul.

Kirsch, Chuck - Bemidji

Simkins, Rob - Stevens Point

Ganske, Gary - Platteville

Mangus, Dave - Buffalo State

Hermanson, Len - Bemidji

OTHERS

Plombon, Gene - Bemidji

Bender, Craig - N. Central

Nishimura, Al - Occidental

West, Stuart - Macalaster

Teel, John - John Brown U.

Anderson, Darryl - Augustana

Anderson, Wes - Bethany

Harvey, George - Univ. of Minn.-Dul.

Bourey, Mike - Bethany

Barber, Tracy - Macalaster

| Race | Heat | Lane | Name and School | Seed Time | 50 | 100 | Machine Time |
|------|------|------|--------------------------------------|-----------|------|--------|--------------|
| 1 | F | 4 | Woertman, Fred - Monmouth College | :58.2 | 27.1 | :57.4 | :57.43 |
| 2 | F | 3 | Calvert, Larry - Winona State | :58.3 | 26.9 | :58.4 | :58.61 |
| 3 | F | 4 | Kressbach, Gary - Eastern Mich. | :57.0 | 27.3 | :57.5 | :57.53 |
| 4 | F | 3 | Gunderson, John - North Park, Ill. | :57.2 | 27.7 | :58.6 | :58.65 |
| 5 | F | 3 | Darlington, Ric - North Central | :58.5 | 28.9 | :57.4 | :57.65 |
| 6 | F | 6 | Hardinge, Chip - Claremont Mudd | 1:00.2 | 28.3 | :58.2 | :58.22 |
| 7 | CF | 1 | Nosek, Dean - Univ. of Minn. - Dul. | :59.5 | 27.6 | :59.0 | :59.09 |
| 8 | CF | 2 | Kirsch, Chuck - Bemidji | :59.6 | 27.5 | :59.0 | :59.06 |
| 9 | CF | 4 | Simkins, Rob - Stevens Point | :57.8 | 28.0 | :59.3 | :59.34 |
| 10 | CF | 2 | Ganske, Gary - Platteville | :59.9 | 28.0 | :59.0 | :59.12 |
| 11 | CF | 4 | Mangus, Dave - Buffalo State | :59.9 | 28.7 | :59.5 | :59.62 |
| 13 | CF | 2 | Hermanson, Len - Bemidji | :59.9 | 28.0 | :59.5 | :59.55 |
| 14 | CF | 3 | Plombon, Gene - Bemidji | :59.9 | 27.7 | :59.4 | :59.57 |
| 15 | CF | 4 | Bender, Craig - N. Central | :57.8 | 27.7 | 1:00.0 | 1:00.05 |
| 16 | CF | 6 | Nishimura, Al - Occidental | :59.9 | 28.5 | :59.5 | :59.59 |
| 17 | CF | 2 | West, Stuart - Macalaster | :59.9 | 27.9 | :59.5 | :59.70 |
| 18 | CF | 4 | Teel, John - John Brown U. | :59.9 | 29.4 | 1:00.1 | 1:00.24 |
| 19 | CF | 3 | Anderson, Darryl - Augustana | :59.9 | 28.3 | 1:00.6 | 1:00.54 |
| 20 | CF | 4 | Anderson, Wes - Bethany | :59.9 | 28.1 | 1:00.3 | 1:00.32 |
| 21 | CF | 5 | Harvey, George - Univ. of Minn.-Dul. | :59.9 | 28.0 | :59.9 | :59.82 |
| 22 | CF | 2 | Bourey, Mike - Bethany | :59.9 | 27.8 | 1:00.3 | 1:00.46 |
| | | | Barber, Tracy - Macalaster | :57.8 | 27.5 | :59.9 | :59.94 |
| | | | | :57.8 | 28.9 | :59.9 | DISQ. |
| | | | | :57.8 | 28.1 | :59.8 | :59.96 |
| | | | | :59.9 | 28.2 | 1:00.5 | 1:00.60 |
| | | | | 1:00.0 | 28.6 | 1:01.1 | 1:01.23 |
| | | | | 1:01.0 | 28.5 | 1:01.2 | 1:01.26 |
| | | | | 1:02.0 | 28.8 | 1:01.2 | 1:01.40 |
| | | | | 1:01.0 | 28.8 | 1:01.4 | 1:01.52 |
| | | | | :59.3 | 27.5 | 1:01.4 | 1:01.65 |
| | | | | :59.8 | 29.1 | 1:01.6 | 1:01.69 |
| | | | | 1:00.8 | 29.7 | 1:02.5 | 1:02.61 |
| | | | | 1:01.4 | 29.6 | 1:02.7 | 1:02.83 |
| | | | | 1:00.0 | 29.4 | 1:02.8 | 1:02.90 |

EVENT NO. 9

100 YARDS BACKSTROKE

| Race | Heat | Lane | Name and School | Seed Time | 50 | 100 | Machine Time |
|------|------|------|-------------------------------|-----------|------|--------|--------------|
| 23 | 2 | 1 | Gruetzner, Chuck - Monmouth | 1:02.5 | 28.9 | 1:02.9 | 1:02.96 |
| 24 | 2 | 5 | Clark, Michael - Morehouse | 1:00.0 | 29.4 | 1:04.0 | 1:04.08 |
| 25 | 1 | 1 | Guy, Ken - West. Ill. | 1:02.8 | 30.3 | 1:04.2 | 1:04.32 |
| 26 | 1 | 6 | Turner, John - Buffalo State | 1:03.0 | 30.4 | 1:04.5 | 1:04.66 |
| 27 | 2 | 6 | Bueye, Larry - Plattsburgh | 1:04.5 | 31.0 | 1:05.1 | 1:05.17 |
| 28 | 3 | 6 | Winkler, James - Berea | 1:06.0 | 32.6 | 1:11.9 | 1:11.74 |
| 29 | 4 | 6 | Sands, Richard - Detroit Tech | 1:07.0 | 32.5 | 1:11.7 | 1:11.77 |

EVENT NO. 10

400 YARDS INDIVIDUAL MEDLEY

Friday, March 17

| Place | Heat | Lane | Name and School | Seed Time | 100 | 200 | 300 | 400 | Machine Time | |
|--------|------|------|--------------------------------------|-----------|--------|--------|--------|--------|--------------|---------|
| FINALS | | | | | | | | | | |
| 1 | F | 3 | Tillman, Ken - Monmouth | 4:28.0 | :58.3 | 2:06.0 | 3:27.0 | 4:27.1 | 4:27.24* | |
| 2 | F | 4 | Veres, Jim - Bethany | 4:42.0 | :59.1 | 2:08.5 | 3:29.9 | 4:32.2 | 4:32.38 | |
| 3 | F | 1 | Campbell, Dave - Macalaster | 4:38.5 | 1:01.0 | 2:14.5 | 3:34.3 | 4:38.6 | 4:38.59 | |
| 4 | F | 2 | Busch, Joe - Claremont Mudd | 4:49.2 | 1:02.9 | 2:16.7 | 3:36.3 | 4:40.2 | 4:40.44 | |
| 5 | F | 5 | Wagner, Paul - John Brown U. | 4:52.0 | 1:01.9 | 2:14.2 | 3:38.4 | 4:40.0 | 4:40.15 | |
| 6 | F | 6 | Haayen, Richard - Rockford | 4:45.9 | 1:02.3 | 2:15.4 | 3:40.6 | 4:45.4 | 4:45.49 | |
| 7 | CF | 3 | CONSOLATION | | | | | | | 4:40.19 |
| 8 | CF | 2 | Blair, Don - Cent. Wash. | 4:48.1 | :59.0 | 2:12.2 | 3:38.9 | 4:44.3 | 4:44.40 | |
| 9 | CF | 4 | Bailey, Conner - South. Oreg. | 4:50.8 | 1:02.3 | 2:17.9 | 3:43.2 | 4:47.1 | 4:47.03 | |
| 10 | CF | 3 | Simmon, Rick - Augustana | 4:45.4 | 1:02.5 | 2:18.2 | 3:43.0 | 4:45.1 | 4:45.25 | |
| 11 | CF | 4 | Rogers, Bill - Hendrix | 4:57.1 | 1:02.0 | 2:18.1 | 3:43.0 | 4:52.9 | 4:52.99 | |
| 12 | CF | 1 | Lambert, Richard - Principia | 4:50.3 | 1:00.4 | 2:14.7 | 3:37.6 | 4:48.0 | 4:48.03 | |
| 13 | CF | 2 | Hardinge, Chip - Claremont Mudd | 4:45.5 | 1:03.7 | 2:23.3 | 3:43.2 | 4:46.4 | 4:46.37 | |
| 14 | CF | 4 | Blair, Don - Cent. Wash. | 4:48.1 | 1:03.8 | 2:21.3 | 3:43.2 | 4:48.1 | 4:48.11 | |
| 15 | CF | 2 | Bailey, Conner - South. Oreg. | 4:50.8 | 1:03.9 | 2:24.2 | 3:42.0 | 4:46.5 | 4:46.58 | |
| 16 | CF | 4 | Simmon, Rick - Augustana | 4:45.4 | 1:03.2 | 2:23.9 | 3:40.8 | 4:49.4 | 4:49.46 | |
| 17 | CF | 3 | Rogers, Bill - Hendrix | 4:57.1 | 1:05.0 | 2:16.9 | 3:44.4 | 4:49.3 | 4:49.38 | |
| 18 | CF | 6 | Lambert, Richard - Principia | 4:50.3 | 1:04.5 | 2:15.5 | 3:41.2 | 4:48.3 | 4:48.38 | |
| 19 | CF | 2 | Hardinge, Chip - Claremont Mudd | 4:45.5 | 1:03.5 | 2:20.6 | 3:47.0 | 4:50.0 | 4:49.97 | |
| 20 | CF | 4 | Blair, Don - Cent. Wash. | 4:48.1 | 1:02.5 | 2:22.2 | 3:50.4 | 4:55.5 | 4:55.61 | |
| 21 | CF | 5 | Bailey, Conner - South. Oreg. | 4:50.8 | 1:04.2 | 2:20.1 | 3:44.2 | 4:50.5 | 4:50.67 | |
| 22 | CF | 4 | Simmon, Rick - Augustana | 4:45.4 | 1:04.6 | 2:20.2 | 3:43.6 | 4:51.0 | 4:50.94 | |
| 23 | CF | 1 | Hardinge, Chip - Claremont Mudd | 4:45.5 | 1:06.2 | 2:18.2 | 3:46.8 | 4:50.8 | 4:50.88 | |
| 24 | CF | 3 | Blair, Don - Cent. Wash. | 4:48.1 | 1:05.2 | 2:15.2 | 3:45.1 | 4:52.1 | 4:52.18 | |
| OTHERS | | | | | | | | | | |
| 25 | 6 | 1 | Suipik, Dan - East. Mich. Univ. | 5:05.3 | 1:02.2 | 2:17.5 | 3:44.5 | 4:56.8 | 4:56.86 | |
| 26 | 5 | 5 | Richter, Don - Bemidji | 5:04.0 | 1:04.7 | 2:26.2 | 3:45.9 | 4:57.5 | 4:57.44 | |
| 27 | 3 | 2 | Johnson, Tim - Bemidji | 4:57.4 | 1:01.1 | 2:19.3 | 3:48.5 | 4:58.0 | 4:58.28 | |
| 28 | 5 | 2 | Schick, Jim - Augustana | 4:56.0 | 1:02.8 | 2:18.7 | 3:45.9 | 5:00.1 | 5:00.07 | |
| 29 | 6 | 2 | McBride, Jim - Platteville | 4:52.2 | 1:01.0 | 2:21.5 | 3:53.7 | 5:05.7 | 5:05.80 | |
| 30 | 1 | 1 | Huxley, Jeff - East. Mich. | 5:15.6 | 1:04.6 | 2:27.7 | 4:00.9 | 5:05.9 | 5:05.94 | |
| 31 | 1 | 5 | Ranta, Gary - Macalaster | 5:00.0 | 1:02.8 | 2:23.6 | 3:52.2 | 5:06.5 | 5:06.67 | |
| 32 | 5 | 1 | Richards, Ralph - East. Mich. U. | 5:09.1 | 1:04.1 | 2:32.3 | 4:02.3 | 5:12.4 | 5:12.49 | |
| 33 | 6 | 5 | Baeber, Tracy - Macalaster | 5:05.0 | 1:07.9 | 2:23.6 | 3:59.2 | 5:13.6 | 5:13.63 | |
| 34 | 1 | 6 | Lauridsen, Mark - Plattsburgh | N.T. | 1:09.0 | 2:33.0 | 4:05.5 | 5:16.0 | 5:16.24 | |
| 35 | 3 | 5 | Jordet, Dave - Univ. of Minn. - Dul. | 5:03.1 | 1:02.4 | 2:26.2 | 4:00.2 | 5:16.5 | 5:16.44 | |

EVENT NO. 10

400 YARDS INDIVIDUAL MEDLEY

Friday, March 17


| Place | Heat | Lane | Name and School | Seed Time | | | | | Machine Time |
|-------|------|------|--------------------------------------|-----------|--------|--------|--------|--------|--------------|
| | | | | 100 | 200 | 300 | 400 | | |
| 24 | 1 | 4 | Garcia, Roberto - Morehouse | 4:48.0 | 1:03.5 | 2:26.9 | 3:57.2 | 5:18.8 | 5:18.82 |
| 25 | 2 | 2 | Cinttron, Wigberto - Morehouse | 4:58.0 | 1:05.6 | 2:31.6 | 4:06.8 | 5:29.7 | 5:29.75 |
| 26 | 2 | 1 | Veit, Dick - Buffalo State | 5:15.1 | 1:11.8 | 2:35.7 | 4:11.9 | 5:30.1 | 5:30.10 |
| 27 | 3 | 1 | Barbe, Steve - Macalaster | 5:15.0 | 1:14.3 | 2:43.3 | 4:15.7 | 5:34.1 | 5:34.12 |
| X | 4 | 5 | Harvey, Geo. - Univ. of Minn. - Dul. | 5:03.2 | 1:08.7 | 2:24.3 | 3:54.2 | 5:02.2 | DISQ |
| X | 2 | 5 | Patton, Wayne - Bemidji | 5:00.0 | 1:06.9 | 2:25.5 | 3:54.0 | 5:02.7 | DISQ |
| X | 4 | 1 | Sapllys, Al - East. Mich. Univ. | 5:12.6 | 1:05.5 | 2:24.9 | 3:56.8 | 5:11.3 | DISQ |
| X | 1 | 2 | McIlroy, Don - Bemidji | 4:59.0 | | | | | DISQ |

EVENT NO. 11

400 YARDS FREESTYLE RELAY

Friday, March 17

| Place | Heat | Lane | Name and School | Seed Time | 100 | 200 | 300 | 400 | Machine Time |
|--------------|------|------|-----------------------------------|-----------|------|--------|--------|--------|--------------|
| FINALS | | | | | | | | | |
| 1 | F | 3 | Bethany - Stueck, Cassel, | | 49.6 | 1:38.9 | 2:30.2 | 3:20.5 | 3:20.59 |
| 2 | 2 | 3 | - Weiss, Veres | 3:24.0 | 49.8 | 1:39.6 | 2:31.1 | 3:21.4 | 3:21.38 |
| 2 | F | 4 | E. New Mexico -Engleman, Kienlen, | | 52.4 | 1:42.0 | 2:33.2 | 3:21.7 | 3:21.75 |
| 3 | 3 | 3 | - Lyons, Purvis | 3:23.9 | 52.1 | 1:42.4 | 2:32.3 | 3:21.9 | 3:21.91 |
| 3 | F | 2 | Claremont Mudd - Writer, Rediger, | | 50.8 | 1:41.7 | 2:33.1 | 3:21.9 | 3:22.07 |
| 4 | 2 | 2 | - Gill, Durnin | 3:25.8 | 51.7 | 1:42.7 | 2:33.5 | 3:22.4 | 3:22.37 |
| 4 | F | 5 | Bemidji - Robinson, Harmer, | | 51.4 | 1:43.0 | 2:35.5 | 3:24.4 | 3:24.47 |
| 5 | 1 | 5 | - Borg, Douglas | 3:27.4 | 51.0 | 1:43.1 | 2:35.7 | 3:23.8 | 3:23.80 |
| 5 | F | 6 | Macalaster - Peterson, Milulich, | | 51.8 | 1:44.5 | 2:35.2 | 3:25.0 | 3:25.03 |
| 6 | 2 | 4 | - Taff, DeWeerd | 3:25.0 | 51.7 | 1:44.3 | 2:35.6 | 3:25.7 | 3:25.77 |
| 6 | F | 1 | Monmouth - Beck, Gross, | | 51.9 | 1:44.0 | 2:35.0 | 3:24.9 | 3:25.04 |
| 6 | 3 | 5 | - Woertman, Tillman | 3:29.6 | 51.8 | 1:43.4 | 2:35.0 | 3:24.9 | 3:24.90 |
| CONSOLIATION | | | | | | | | | |
| 7 | CF | 3 | West. Ill. - Westlake, Geiger, | | 54.0 | 1:46.6 | 2:37.9 | 3:27.8 | 3:28.03 |
| 8 | 1 | 3 | - Smith, Novak | 3:24.9 | 54.1 | 1:46.8 | 2:39.3 | 3:29.5 | 3:29.71 |
| 8 | CF | 4 | Plattsburgh - DeYoung, Flexman, | | 53.2 | 1:45.7 | 2:37.5 | 3:28.1 | 3:28.30 |
| 9 | 1 | 2 | - Lang, Stone | 3:26.9 | 53.9 | 1:46.9 | 2:39.0 | 3:30.1 | 3:30.30 |
| 9 | CF | 2 | Hamline - Grandall, DeGennaro, | | 53.8 | 1:47.2 | 2:38.5 | 3:30.2 | 3:30.39 |
| 10 | 1 | 4 | - Loug, Stach | 3:25.0 | 54.0 | 1:47.4 | 2:39.2 | 3:31.2 | 3:31.10 |
| 10 | CF | 5 | Platteville - Luctke, Anderson, | | 53.7 | 1:46.1 | 2:39.4 | 3:30.5 | 3:39.51 |
| 11 | 3 | 4 | - B. Olson, T. Olson | 3:25.2 | 51.6 | 1:44.6 | 2:42.5 | 3:31.3 | 3:31.27 |
| 11 | CF | 6 | Adams State - Henkel, Brakke | | 51.4 | 1:44.6 | 2:42.5 | 3:30.8 | 3:30.77 |
| 12 | 2 | 5 | - Klein, Doane | 3:28.2 | 51.1 | 1:45.0 | 2:41.8 | 3:33.4 | 3:33.36 |
| 12 | CF | 1 | East. Wash. - Lyons, Cutcher, | | 53.9 | 1:47.9 | 2:40.3 | 3:31.2 | 3:31.27 |
| 12 | 2 | 1 | - Watson, O'Donnell | 3:32.3 | 53.7 | 1:47.9 | 2:40.4 | 3:31.6 | 3:31.72 |
| OTHERS | | | | | | | | | |
| 13 | 1 | 6 | North Park College | 3:34.5 | 54.9 | 1:48.5 | 2:43.9 | 3:35.6 | 3:35.60 |
| 14 | 2 | 6 | John Brown Univ. | 3:43.0 | 53.0 | 1:49.5 | 2:43.5 | 3:36.2 | 3:36.14 |
| 15 | 3 | 1 | Morehouse | 3:30.0 | 55.3 | 1:49.8 | 2:42.7 | 3:37.0 | 3:37.00 |
| X | 3 | 2 | Eastern Mich. Univ. | 3:25.7 | 52.0 | 1:42.0 | 2:32.2 | 3:22.8 | DISQ |
| X | 1 | 1 | Bloomsburg State | 3:34.0 | 56.6 | 1:50.3 | 2:43.7 | 3:38.2 | DISQ |



1. TILLMAN, Ken
Monmouth
Heat 6 - Lane 7

2. RIDDLE, Joe
Bemidji
Heat 5 - Lane 2

3. KAZIKA, Geo.
Winona
Heat 6 - Lane 1

Seed

| Time | 18:31.1 | 19:05.0 | 18:51.0 |
|------|----------|---------|---------|
| 100 | 56.6 | 59.5 | 59.7 |
| 200 | 1:59.5 | 2:05.0 | 2:05.3 |
| 300 | 3:03.6 | 3:11.3 | 3:12.5 |
| 400 | 4:09.2 | 4:16.8 | 4:19.9 |
| 500 | 5:14.7 | 5:23.3 | 5:27.9 |
| 600 | 6:20.7 | 6:31.0 | 6:35.8 |
| 700 | 7:27.5 | 7:38.9 | 7:44.6 |
| 800 | 8:33.6 | 8:47.3 | 8:53.2 |
| 900 | 9:40.3 | 9:55.5 | 10:01.3 |
| 1000 | 10:47.0 | 11:04.6 | 11:09.2 |
| 1200 | 13:01.1 | 13:22.8 | 13:24.9 |
| 1400 | 15:15.3 | 15:40.5 | 15:41.6 |
| 1600 | 17:28.1 | 17:56.2 | 17:58.2 |
| 1650 | 17:58.0* | 18:27.0 | 18:28.7 |

4. STONE, Pete
Plattsburg
Heat 6 - Lane 3

5. SIMMON, Rick
Augustana
Heat 6 - Lane 6

6. ROGERS, Bill
Hendrix
Heat 4 - Lane 4

Seed

| Time | 18:09.1 | 19:00.0 | 19:25.0 |
|------|---------|---------|---------|
| 100 | 57.7 | 58.4 | 1:02.5 |
| 200 | 2:01.7 | 2:04.5 | 2:11.0 |
| 300 | 3:07.0 | 3:12.5 | 3:20.4 |
| 400 | 4:14.1 | 4:21.3 | 4:30.2 |
| 500 | 5:21.8 | 5:30.6 | 5:40.5 |
| 600 | 6:29.7 | 6:40.7 | 6:51.5 |
| 700 | 7:38.5 | 7:51.0 | 8:02.0 |
| 800 | 8:47.1 | 9:01.2 | 9:11.9 |
| 900 | 9:55.7 | 10:11.7 | 10:21.8 |
| 1000 | 11:04.3 | 11:23.9 | 11:31.9 |
| 1200 | 13:22.1 | 13:45.0 | 13:52.2 |
| 1400 | 15:42.1 | 15:59.0 | 16:11.4 |
| 1600 | 17:58.6 | 18:25.2 | 18:30.0 |
| 1650 | 18:29.1 | 18:57.8 | 19:02.5 |

7. O'BRIAN, Jim
Cent. Wash.
Heat 5 - Lane 1

8. JOHNSTON, Alex
Claremont Mudd
Heat 1 - Lane 6

9. LINGLEY, Bill
West. Wash.
Heat 2 - Lane 2

Seed

| Time | 19:12.7 | N.T. | 20:02.0 |
|------|---------|----------------|---------|
| 100 | 1:00.6 | 1:02.5 | 1:02.0 |
| 200 | 2:09.2 | 2:10.0 | 2:09.8 |
| 300 | 3:19.4 | 3:18.2 | 3:19.6 |
| 400 | 4:28.9 | 4:26.3 | 4:30.6 |
| 500 | 5:38.4 | 5:35.9 | 5:41.8 |
| 600 | 6:47.5 | 5:46.1 | 6:52.9 |
| 700 | 7:56.5 | 7:56.8 | 8:03.5 |
| 800 | 9:06.1 | 9:06.2 | 9:15.1 |
| 900 | 10:15.8 | ----- | 10:25.0 |
| 1000 | 11:25.7 | ----- | 11:35.4 |
| 1200 | 13:48.1 | ----- | 13:57.3 |
| 1400 | 16:13.2 | ----- | 16:17.9 |
| 1600 | 18:35.3 | ----- | 18:38.7 |
| 1650 | 19:07.7 | <u>19:09.5</u> | 19:12.9 |

EVENT NO. 12

1,650 YARDS FREESTYLE

Saturday, March 18

10. RICHTER, Don
Bemidji
Heat 3 - Lane 5

11. CHILDERS, Dick
Winona
Heat 5 - Lane 3

12. HEINZELEMAN, Dick
Bemidji
Heat 4 - Lane 3

Seed

| | | | |
|------|---------|---------|---------|
| Time | 19:43.0 | 19:04.0 | 19:24.0 |
| 100 | 1:00.8 | 1:00.7 | 1:01.4 |
| 200 | 2:12.1 | 2:08.3 | 2:09.3 |
| 300 | 3:22.7 | 3:17.1 | 3:17.8 |
| 400 | 4:33.1 | 4:26.5 | 4:26.1 |
| 500 | 5:45.6 | 5:37.2 | 5:35.8 |
| 600 | 6:58.3 | 6:48.0 | 6:46.9 |
| 700 | 8:09.2 | 7:59.6 | 7:58.6 |
| 800 | 9:20.8 | 9:09.8 | 9:10.2 |
| 900 | 10:31.4 | 10:20.9 | 10:21.2 |
| 1000 | 11:42.1 | 11:32.1 | 11:32.1 |
| 1200 | 14:03.7 | 13:55.2 | 13:54.5 |
| 1400 | 16:24.2 | 16:20.0 | 16:19.8 |
| 1600 | 18:45.0 | 18:44.5 | 18:45.1 |
| 1650 | 19:15.7 | 19:18.1 | 19:19.3 |

13. NYBERG, Russ
Wayne State
Heat 3 - Lane 2

14. OTHERS
KREAG, Don
Augustana
Heat 5 - Lane 4

15. RICE, Tom
East. Mich. Univ.
Heat 5 - Lane 6

Seed

| | | | |
|------|---------|---------|---------|
| Time | 19:40.0 | 19:05.0 | 19:15.1 |
| 100 | :59.8 | 1:01.1 | 1:05.2 |
| 200 | 2:06.6 | 2:09.6 | 2:12.1 |
| 300 | 3:16.3 | 3:19.5 | 3:22.1 |
| 400 | 4:26.2 | 4:30.0 | 4:32.5 |
| 500 | 5:38.2 | 5:41.9 | 5:43.0 |
| 600 | 6:49.8 | 6:52.5 | 6:54.0 |
| 700 | 8:02.3 | 8:05.4 | 8:05.0 |
| 800 | 9:14.2 | 9:19.1 | 9:16.0 |
| 900 | 10:26.5 | 10:32.6 | 10:26.4 |
| 1000 | 11:39.1 | 11:45.9 | 11:37.2 |
| 1200 | 14:04.8 | 14:08.3 | 14:00.4 |
| 1400 | 16:31.0 | 16:33.1 | 16:32.0 |
| 1600 | 18:57.5 | 18:56.2 | 18:59.1 |
| 1650 | 19:29.4 | 19:29.6 | 19:34.2 |

16. OLSON, Geo.
Platteville
Heat 4 - Lane 5

17. DANIELSON, Ron
Univ. of Minn.
Heat 2 - Lane 5

18. CRUTCHER, Chris
East. Wash.
Heat 4 - Lane 1

Seed

| | | | |
|------|---------|---------|---------|
| Time | 19:30.0 | 20:19.0 | 19:30.9 |
| 100 | 1:03.1 | 1:05.5 | 1:01.7 |
| 200 | 2:13.2 | 2:14.3 | 2:10.3 |
| 300 | 3:25.7 | 3:24.0 | 3:20.4 |
| 400 | 4:39.8 | 4:35.5 | 4:32.5 |
| 500 | 5:52.0 | 5:47.2 | 5:45.0 |
| 600 | 7:04.9 | 6:59.5 | 6:57.6 |
| 700 | ----- | 8:12.5 | 8:10.9 |
| 800 | 9:27.5 | 9:25.2 | 9:24.7 |
| 900 | 10:40.8 | 10:38.1 | 10:38.5 |
| 1000 | ----- | 11:52.0 | 11:52.6 |
| 1200 | 14:25.3 | 14:19.0 | 14:20.4 |
| 1400 | 16:51.9 | 16:47.5 | 16:49.0 |
| 1600 | ----- | 19:15.8 | 19:16.6 |
| 1650 | 19:48.8 | 19:50.1 | 19:51.0 |

EVENT NO. 12

1,650 YARDS FREESTYLE

Saturday, March 18

19. CADE, Butch
Hendrix
Heat 1 - Lane 3

20. ALTMAYER, Craig
Macalaster
Heat 5 - Lane 5

21. RICHARDS, Ralph
E. Mich. Univ.
Heat 4 - Lane 2

Seed

| Time | 20:30.0 | 19:10.0 | 19:27.3 |
|------|---------|---------|---------|
| 100 | 1:01.2 | 1:00.9 | 1:07.2 |
| 200 | 2:12.2 | 2:07.1 | 2:16.8 |
| 300 | 3:23.2 | 3:16.2 | 3:28.0 |
| 400 | 4:34.9 | 4:26.1 | 4:39.7 |
| 500 | 5:45.8 | 5:36.5 | 5:53.0 |
| 600 | 6:57.4 | 6:48.5 | 7:06.3 |
| 700 | 8:09.0 | 8:01.1 | 8:20.3 |
| 800 | 9:21.1 | 9:14.6 | 9:34.0 |
| 900 | 10:33.9 | ----- | 10:37.7 |
| 1000 | 11:46.5 | 11:48.8 | 12:02.8 |
| 1200 | 14:13.4 | 14:14.0 | 14:44.4 |
| 1400 | 16:43.7 | 16:48.4 | 17:11.2 |
| 1600 | 19:16.4 | 19:21.7 | 19:50.3 |
| 1650 | 19:52.2 | 19:56.9 | 20:29.6 |

22. WISMIN, Bill
E. Mich. Univ.
Heat 3 - Lane 1

23. HARDING, Bob
E. Mich. Univ.
Heat 4 - Lane 6

24. WIDERGUIST, Tom
North Park
Heat 3 - Lane 3

Seed

| Time | 19:43.9 | 19:31.3 | 19:38.4 |
|------|---------|---------|---------|
| 100 | 1:08.9 | 1:08.0 | 1:05.5 |
| 200 | 2:23.4 | 2:19.7 | 2:16.7 |
| 300 | 3:36.3 | 3:31.2 | 3:29.7 |
| 400 | 4:50.6 | 4:43.5 | 4:44.4 |
| 500 | 6:06.7 | 5:57.5 | 5:59.4 |
| 600 | 7:21.1 | 7:11.8 | 7:13.8 |
| 700 | 8:38.6 | 8:28.2 | 8:28.1 |
| 800 | 9:53.8 | 9:44.8 | 9:43.2 |
| 900 | 11:10.1 | 11:01.2 | 11:00.3 |
| 1000 | 12:27.1 | 12:18.6 | 12:17.4 |
| 1200 | 15:01.1 | 14:52.2 | 14:52.0 |
| 1400 | ----- | 17:29.6 | 17:29.9 |
| 1600 | 20:00.5 | 20:05.8 | 20:09.2 |
| 1650 | 20:42.4 | 20:43.1 | 20:45.1 |

25. CHURCHILL, Robert
John Brown
Heat 2 - Lane 4

26. DOONE, Nick
Adams State
Heat 3 - Lane 4

27. SAUNDERS, Robert
Macalaster
Heat 1 - Lane 4

Seed

| Time | 20:00.0 | 19:40.0 | 21:00.0 |
|------|---------|---------|---------|
| 100 | 1:03.6 | 1:03.3 | 1:02.1 |
| 200 | 2:16.7 | 2:12.9 | 2:15.8 |
| 300 | 3:32.6 | 3:25.4 | 3:33.2 |
| 400 | 4:48.6 | 4:41.2 | 4:50.9 |
| 500 | 6:05.0 | 5:57.5 | 6:08.8 |
| 600 | 7:21.0 | 7:13.3 | 7:27.4 |
| 700 | 8:37.8 | 8:32.1 | 8:45.6 |
| 800 | 9:54.2 | 9:49.7 | 10:03.6 |
| 900 | 11:11.6 | 11:08.2 | 11:23.6 |
| 1000 | 12:27.8 | 12:27.2 | 12:39.4 |
| 1200 | 15:02.0 | 15:07.1 | 15:17.6 |
| 1400 | 17:37.8 | 17:45.3 | 17:56.1 |
| 1600 | 20:11.5 | 20:24.0 | 20:32.7 |
| 1650 | 20:49.0 | 20:59.8 | 21:08.5 |

EVENT NO. 12

1,650 YARDS FREESTYLE

Saturday, March 18

28. NYSTROM, Ray
North Park
Heat 2 - Lane

30. LEMP, Rick
Kearney St.
Heat 1 - Lane 1

Seed

| | |
|------|---------|
| Time | 20:25.1 |
| 100 | 1:04.1 |
| 200 | 2:16.7 |
| 300 | 3:32.5 |
| 400 | 4:51.2 |
| 500 | 6:09.9 |
| 600 | 7:25.8 |
| 700 | 8:40.3 |
| 800 | 10:02.3 |
| 900 | 11:21.5 |
| 1000 | 12:40.6 |
| 1200 | 15:18.0 |
| 1400 | 17:57.2 |
| 1600 | 20:36.4 |
| 1650 | 21:11.0 |

29. VOGEL, Brad
North Park
Heat 3 - Lane 6

| |
|---------|
| 19:48.6 |
| 1:01.8 |
| 2:24.8 |
| 3:43.1 |
| 5:05.1 |
| 6:18.5 |
| 7:37.5 |
| 8:56.2 |
| 10:14.8 |
| 11:32.3 |
| 12:51.0 |
| 15:27.0 |
| 18:05.3 |
| 20:41.9 |
| 21:20.8 |

| |
|---------|
| 22:05.1 |
| 1:04.2 |
| 2:18.4 |
| 3:37.7 |
| 4:56.7 |
| 6:16.3 |
| 7:37.8 |
| 8:57.1 |
| 10:18.9 |
| 12:08.8 |
| ----- |
| 15:40.8 |
| 18:21.9 |
| 21:02.0 |
| 21:37.6 |

31. JOHNSON, Larry
John Brown
Heat 2 - Lane 6

32. PETERS, Dennis
Detroit Tech
Heat 1 - Lane 5

33. KERNY, Frank
Macalaster
Heat 1 - Lane 2

Seed

| | |
|------|---------|
| Time | 20:30.0 |
| 100 | 1:06.8 |
| 200 | 2:23.8 |
| 300 | 3:43.8 |
| 400 | 5:03.9 |
| 500 | 6:24.9 |
| 600 | 7:45.4 |
| 700 | 9:05.7 |
| 800 | 10:26.7 |
| 900 | ----- |
| 1000 | 13:08.5 |
| 1200 | 16:01.3 |
| 1400 | 18:35.3 |
| 1600 | 21:13.6 |
| 1650 | 21:49.8 |

| |
|---------|
| 21:58.7 |
| 1:06.6 |
| 2:25.5 |
| 3:44.9 |
| 5:06.0 |
| 6:25.5 |
| 7:48.3 |
| 9:12.5 |
| 10:35.0 |
| 11:59.3 |
| 13:22.0 |
| 16:08.5 |
| 18:57.0 |
| 21:40.7 |
| 22:20.4 |

| |
|---------|
| 21:20.0 |
| 1:05.3 |
| 2:20.8 |
| 3:40.9 |
| 5:05.7 |
| 6:30.0 |
| 7:57.6 |
| 9:24.0 |
| 10:48.2 |
| 12:18.4 |
| 13:46.7 |
| 16:44.7 |
| 19:40.0 |
| 22:31.3 |
| 23:12.6 |

34. HANSON, Robert
John Brown
Heat 2 - Lane 3

35. TINNIUS, Jeff
Central Wash.
Heat 6 - Lane 2

36. LIEBA, Jaun
Morehouse
Heat 6 - Lane 5

Seed

| | |
|------|---------|
| Time | 19:50.0 |
| | DISQ. |

| |
|---------|
| 18:35.0 |
| DISQ. |

| |
|---------|
| 18:47.0 |
| DISQ. |

100 YARDS FREESTYLE

Saturday, March 18

| Place | Heat | Lane | Name and School | Seed Time | 50 | 100 | Machine Time |
|--------------------|------|------|---------------------------------------|-----------|-------|-------|--------------|
| <u>FINALS</u> | | | | | | | |
| 1 | F | 3 | DeWitt, Henry - Calif. Inst. of Tech. | | :23.4 | :48.5 | :48.57* |
| | 11 | 3 | | :49.6 | :23.6 | :48.7 | :48.68 |
| 2 | F | 4 | Durnin, Robin - Claremont Mudd | | :23.1 | :49.4 | :49.44 |
| 3 | 1 | 4 | | :50.5 | :23.1 | :49.3 | ----- |
| | F | 6 | Stillinger, Dick - Occidental | | :23.5 | :50.0 | :50.02 |
| 4 | 2 | 3 | | :50.2 | :22.9 | :50.1 | :50.19 |
| | F | 2 | Chadwick, Chad - North. Mont. | | :23.8 | :50.7 | :50.77 |
| 5 | 9 | 3 | | :49.8 | :23.3 | :49.5 | :49.53 |
| | F | 1 | Purvis, Rick - East. New Mexico | | :23.7 | :50.7 | :50.80 |
| 6 | 6 | 3 | | :50.0 | :23.5 | :50.0 | :50.12 |
| | F | 5 | Douglas, Larry - Bemidji | | :25.8 | :52.5 | :52.59 |
| | 5 | 3 | | :50.0 | :23.2 | :49.6 | :49.68 |
| <u>CONSOLATION</u> | | | | | | | |
| 7 | CF | 3 | Stuek, Jeff - Bethany | | :23.7 | :50.0 | :50.13 |
| | 10 | 3 | | :49.8 | :23.2 | :50.2 | :50.20 |
| 8 | CF | 1 | Cassel, Pete - Bethany | | :23.6 | :50.6 | :50.65 |
| | 5 | 4 | | :51.0 | :23.3 | :51.0 | :51.07 |
| 9 | CF | 6 | Henkel, Dave - Adams State | | :24.0 | :51.1 | :51.10 |
| | 3 | 4 | | :50.8 | :24.4 | :51.1 | :51.19 |
| 10 | CF | 5 | Novak, Frank - West. Ill. | | :23.8 | :51.1 | :51.24 |
| | 7 | 3 | | :50.0 | :23.1 | :50.9 | :50.95 |
| 11 | CF | 2 | Luctke, Art - Platteville | | :24.5 | :51.1 | :51.26 |
| | 1 | 3 | | :50.4 | :24.5 | :50.9 | ----- |
| 12 | CF | 4 | Nishimura, Al - Occidental | | :24.0 | :51.5 | :52.49 |
| | 1 | 2 | | :52.0 | :23.9 | :50.7 | ----- |
| <u>SWIM OFF</u> | | | | | | | |
| | | 2 | Henkel, Dave - Adams State | | :23.1 | :50.2 | |
| | | 4 | Writer, Steve - Claremont Mudd | | :24.9 | :51.3 | |
| | | 3 | Tefft, Mike - East. Michigan | | :24.8 | :51.4 | |
| <u>OTHERS</u> | | | | | | | |
| 13 | 7 | 4 | Tefft, Mike - East. Michigan | :51.0 | :24.0 | :51.1 | :51.11 |
| 14 | 2 | 5 | Jones, James - Southern Univ. | :52.0 | :23.8 | :51.2 | :51.15 |
| 15 | 8 | 4 | Writer, Steve - Claremont Mudd | :51.0 | :24.6 | :51.1 | :51.17 |
| 16 | 4 | 4 | Asmus, Rich - East. Michigan | :50.9 | :24.3 | :51.4 | :51.46 |
| 16 | 10 | 4 | Robinson, Nick - Bemidji | :51.3 | :23.7 | :51.4 | :51.46 |
| 18 | 3 | 3 | Ridley, Jack - Cent. Wash. | :50.1 | :24.2 | :51.8 | :51.80 |
| 19 | 6 | 2 | Beck, Tom - Monmouth | :51.7 | :24.5 | :51.7 | :51.85 |

100 YARDS FREESTYLE

Saturday, March 18

| Place | Heat | Lane | Name and School | Seed Time | | | Machine Time | | |
|-------|------|------|--------------------------------------|-----------|-------|--------|--------------|-----|--|
| | | | | 50 | 100 | | 50 | 100 | |
| 20 | 9 | 2 | Gelwicks, Bill - Stevens Point | :24.5 | :51.8 | :52.00 | | | |
| 21 | 2 | 4 | Petersen, Bruce - Macalaster | :23.8 | :51.9 | :52.06 | | | |
| 22 | 4 | 5 | See, Henry - Bemidji | :24.3 | :52.1 | :52.12 | | | |
| 23 | 7 | 2 | Conachen, Joe - Stevens Point | :24.1 | :52.0 | :52.13 | | | |
| 24 | 9 | 5 | Gross, Henry - Mommouth | :25.0 | :52.1 | :52.17 | | | |
| 25 | 9 | 4 | Wilson, Robert - Univ. of Minn.-Dul. | :24.4 | :51.9 | :52.30 | | | |
| 26 | 4 | 2 | Wild, Ted - East. Michigan | :24.5 | :52.2 | :52.33 | | | |
| 27 | 4 | 3 | Grabenhorst, Coburn - Willamette | :24.4 | :52.3 | :52.34 | | | |
| 28 | 10 | 2 | Gill, Brian - Claremont Mudd | :24.5 | :52.3 | :52.37 | | | |
| 29 | 3 | 2 | Greene, Lambert - Morehouse | :24.5 | :52.3 | :52.40 | | | |
| 30 | 8 | 3 | Lieba, Juan - Morehouse | :24.3 | :52.4 | :52.48 | | | |
| 31 | 3 | 5 | Morse, Tom - East. New Mexico | :24.4 | :52.6 | :52.63 | | | |
| 32 | 2 | 2 | Phillips, Mike - John Brown U | :24.3 | :52.5 | :52.64 | | | |
| 33 | 6 | 4 | Sieradzki, Jim - East Michigan | :23.7 | :52.5 | :52.65 | | | |
| 34 | 7 | 5 | Daniels, Tom - Rockford | :24.5 | :52.7 | :52.81 | | | |
| 35 | 5 | 2 | Lang, Bob - Plattsburg | :24.9 | :52.9 | :53.04 | | | |
| 36 | 8 | 2 | Geiger, Don - West. Ill. | :24.7 | :53.0 | :53.10 | | | |
| 37 | 11 | 4 | Leach, Robert - Claremont Mudd | :24.4 | :53.2 | :53.19 | | | |
| 38 | 11 | 5 | Haagen, Richard - Rockford | :25.0 | :53.4 | :53.46 | | | |
| 39 | 5 | 1 | Hartman, Dave - Mommouth | :24.8 | :53.5 | :53.56 | | | |
| 40 | 4 | 1 | Lyons, Ted - East. Wash. | :25.0 | :53.5 | :53.58 | | | |
| 41 | 11 | 2 | Crandall, Pete - Hamline | :24.8 | :53.6 | :53.79 | | | |
| 42 | 2 | 1 | Diaz, Barry - Bethany | :24.9 | :53.8 | :53.82 | | | |
| 43 | 11 | 1 | Borg, Bob - Bemidji | :24.3 | :53.9 | :53.91 | | | |
| 44 | 8 | 5 | Smith, Larry - West. Ill. | :25.3 | :54.0 | :54.14 | | | |
| 45 | 3 | 6 | Burison, Jerry - Buffalo State | :24.9 | :54.1 | :54.24 | | | |
| 45 | 6 | 5 | Carr, Tim - Bloomsburg | :25.4 | :54.3 | :54.28 | | | |
| 47 | 5 | 5 | Schmidt, Roger - Macalaster | :25.7 | :54.4 | ----- | | | |
| 48 | 1 | 5 | Townsend, Stu - North Central | :25.5 | :54.4 | :54.47 | | | |
| 49 | 8 | 1 | Houston, Tom - Bloomsburg | :24.9 | :54.4 | :54.49 | | | |
| 50 | 7 | 1 | Vogel, Brad - North Park | :25.3 | :54.4 | :54.49 | | | |
| 51 | 3 | 1 | Ranson, Guy - West. Ill. | :25.0 | :54.4 | :54.51 | | | |
| 52 | 10 | 5 | Gennard, Nick - Hamline | :25.6 | :54.5 | :54.52 | | | |
| 53 | 6 | 1 | Ueher, Dennis - Concordia | :24.2 | :54.5 | :54.54 | | | |
| 54 | 1 | 6 | Hall, Bruce - Univ. of Minn.-Dul. | :25.5 | :56.1 | ----- | | | |
| 55 | 10 | 1 | Bachman, Jim - Macalaster | :25.0 | :56.0 | :56.25 | | | |
| 56 | 4 | 6 | Watson, Al - East. Wash. | :26.1 | :56.4 | :56.50 | | | |

EVENT NO. 13

100 YARDS FREESTYLE

Saturday, March 18

Machine
Time

50 100

Seed
Time

Name and School

Lane

Heat

Place

| | | | | | | | |
|----|---|---|--------------------------------|-------|-------------|-------|---------|
| 56 | 9 | 1 | Beck, Marshall - Detroit Tech. | :53.0 | :24.2 | :56.5 | :56.50 |
| 58 | 1 | 1 | Thomas, Jim - Cent. Wash. | :53.8 | :25.0 | :57.2 | ----- |
| 59 | 6 | 6 | Hale, Derek - Shimer | :56.5 | :26.6 | :57.4 | :57.42 |
| 60 | 2 | 6 | Kraska, Len - Detroit Tech. | :54.0 | :26.5 | :57.7 | :57.77 |
| 61 | 7 | 6 | Butler, Charles - Shimer | :57.0 | :27.6 | :61.0 | 1:01.03 |
| | 5 | 6 | Burton, Elias - Morehouse | :54.3 | Didn't swim | | |

EVENT NO. 14

200 YARDS BACKSTROKE

Saturday, March 18

| Place | Heat | Lane | Name and School | Seed Time | 50 | 100 | 150 | 200 | Machine Time |
|--------------------|------|------|------------------------------------|-----------|-------|--------|--------|--------|--------------|
| FINALS | | | | | | | | | |
| 1 | F | 5 | Woertman, Fred - Mommouth | 2:09.3 | :29.7 | 1:02.7 | 1:35.0 | 2:06.6 | 2:06.67 |
| 2 | F | 3 | Calvert, Larry - Winona | 2:08.5 | :28.7 | 1:01.5 | 1:35.6 | 2:09.9 | 2:10.02 |
| 3 | F | 4 | Darlington, Rick - North Central | 2:09.0 | :28.9 | 1:01.1 | 1:33.7 | 2:07.6 | 2:07.64 |
| 4 | F | 3 | Hardinge, Chip - Claremont Mudd | 2:09.0 | :29.4 | 1:02.0 | 1:34.2 | 2:09.4 | 2:09.36 |
| 5 | F | 2 | Campbell, Dave - Macalaster | 2:11.0 | :29.1 | 1:01.1 | 1:35.6 | 2:09.2 | 2:09.35 |
| 6 | F | 3 | Nosek, Dean - U. of Minn. -Dul. | 2:10.0 | :28.9 | 1:01.8 | 1:34.7 | 2:10.2 | 2:10.22 |
| CONSOLATION | | | | | | | | | |
| 7 | CF | 4 | Simkins, Bob - Stevens Point | 2:12.7 | :29.2 | 1:02.2 | 1:36.0 | 2:09.9 | 2:09.96 |
| 8 | CF | 3 | Hermanson, Len - Bemidji | 2:11.2 | :29.7 | 1:03.0 | 1:37.3 | 2:10.5 | 2:10.45 |
| 9 | CF | 6 | Anderson, Darryl - Augustana | 2:13.0 | :29.4 | 1:01.9 | 1:35 | 2:09.2 | 2:09.14 |
| 10 | CF | 2 | Anderson, Wes - Bethany | 2:10.8 | :29.4 | 1:02.1 | 1:36.9 | 2:12.4 | 2:12.48 |
| 11 | CF | 5 | Gunderson, John - North Park | 2:11.6 | :28.8 | 1:01.2 | 1:35.5 | 2:10.8 | 2:11.06 |
| 12 | CF | 4 | Kirsch, Chuck - Bemidji | 2:12.4 | :29.3 | 1:02.1 | 1:46.7 | 2:11.0 | 2:11.05 |
| OTHERS | | | | | | | | | |
| 13 | 1 | 3 | Mangus, Dave - Buffalo State | 2:10.7 | :29.4 | 1:02.0 | 1:37.3 | 2:12.6 | 2:12.58 |
| 14 | 2 | 4 | Ganske, Gary - Platteville | 2:11.0 | :29.9 | 1:03.2 | 1:37.8 | 2:12.0 | 2:12.00 |
| 15 | 2 | 2 | Kressbach, Gary - E. Michigan | 2:12.9 | :29.0 | 1:02.1 | 1:36.7 | 2:13.1 | 2:13.06 |
| 16 | 1 | 5 | Harvey, Geo. - Univ. of Minn.-Dul. | 2:14.6 | :29.6 | 1:03.5 | 1:38.2 | 2:12.2 | 2:12.11 |
| 17 | 2 | 5 | Teel, John - John Brown U. | 2:15.0 | :29.2 | 1:02.7 | 1:38.0 | 2:13.7 | 2:13.95 |
| 18 | 5 | 5 | West, Stuart - Macalaster | 2:17.0 | :30.2 | 1:04.0 | 1:38.4 | 2:12.6 | 2:12.59 |
| 19 | 4 | 1 | Plombom, Gene - Bemidji | 2:19.0 | :30.4 | 1:03.3 | 1:37.5 | 2:13.9 | 2:13.89 |
| 20 | 4 | 5 | Tracy, Barber - Macalaster | 2:15.2 | :30.3 | 1:03.8 | 1:38.6 | 2:12.9 | 2:13.01 |
| 21 | 3 | 5 | Bender, Craig - North Central | 2:15.0 | :29.8 | 1:03.7 | 1:38.6 | 2:13.8 | 2:13.81 |
| 22 | 5 | 1 | Bourey, Mike - Bethany | 2:18.8 | :30.2 | 1:04.4 | 1:39.5 | 2:14.5 | 2:14.67 |
| | | | | | :29.5 | 1:02.8 | 1:38.1 | 2:13.4 | 2:13.34 |
| | | | | | :29.1 | 1:02.2 | 1:37.0 | 2:13.9 | 2:13.96 |
| | | | | | :30.1 | 1:03.6 | 1:39.3 | 2:14.2 | 2:14.18 |
| | | | | | :30.3 | 1:04.1 | 1:39.4 | 2:14.9 | 2:14.91 |
| | | | | | :31.0 | 1:05.5 | 1:41.2 | 2:16.0 | 2:15.86 |
| | | | | | :30.3 | 1:03.2 | 1:38.8 | 2:16.1 | 2:16.11 |
| | | | | | :30.3 | 1:04.6 | 1:40.6 | 2:16.4 | 2:16.55 |
| | | | | | :30.4 | 1:05.1 | 1:43.0 | 2:18.5 | 2:18.54 |
| | | | | | :31.1 | 1:05.8 | 1:42.3 | 2:18.6 | 2:18.62 |
| | | | | | :29.1 | 1:03.5 | 1:40.4 | 2:18.8 | 2:18.83 |
| | | | | | :31.0 | 1:05.7 | 1:41.3 | 2:19.0 | 2:19.06 |

EVENT NO. 14

200 YARDS BACKSTROKE

Saturday, March 18

| Place | Heat | Lane | Name and School | Seed Time | 50 | 100 | 150 | 200 | Machine Time |
|-------|------|------|------------------------------|-----------|-------|--------|--------|--------|--------------|
| 23 | 3 | 1 | Turner, John - Buffalo State | 2:19.9 | :31.3 | 1:07.1 | 1:44.8 | 2:23.0 | 2:22.93 |
| 24 | 1 | 1 | Boeye, Larry - Flattsburgh | 2:22.0 | :32.0 | 1:09.5 | 1:47.9 | 2:26.4 | 2:26.46 |
| 25 | 2 | 1 | Clark, Mike - Morehouse | 2:20.0 | :30.8 | 1:07.3 | 1:47.5 | 2:28.8 | 2:29.04 |
| 26 | 1 | 6 | Winkler, Jim - Berea | 2:36.0 | :33.3 | 1:12.0 | 1:57.9 | 2:43.1 | 2:43.13 |

EVENT NO. 15

200 YARDS BREASTSTROKE

Saturday, March 18

| Place | Heat | Lane | Name and School | Seed Time | 50 | 100 | 150 | 200 | Machine Time |
|---------------|------|------|---|-----------|------|--------|--------|--------|--------------|
| 1 | F 6 | 3 | Taff, Steve - Macalaster | 2:17.5 | 30.2 | 1:04.2 | 1:39.2 | 2:15.6 | 2:15.80* |
| 2 | F 1 | 3 | McIlroy, Don - Bemidji | 2:25.9 | 30.4 | 1:05.1 | 1:41.1 | 2:18.1 | 2:17.11 |
| 3 | F 4 | 4 | Shippey, Dennis - E. New Mexico | 2:26.0 | 31.0 | 1:07.2 | 1:45.4 | 2:23.2 | 2:23.30 |
| 4 | F 4 | 6 | Stebnitz, Dave - Stevens Point | 2:24.6 | 31.2 | 1:07.5 | 1:44.7 | 2:23.4 | 2:23.48 |
| 5 | F 3 | 4 | Bailey, Conner - Southern Oregon | 2:24.0 | 31.6 | 1:08.5 | 1:46.6 | 2:25.5 | 2:23.64 |
| 6 | F 4 | 5 | Betts, Dennis - E. Mich. Univ. | 2:26.0 | 31.3 | 1:08.6 | 1:37.5 | 2:25.7 | 2:25.80 |
| 7 | CF 6 | 3 | <u>CONSOLIATION</u> Erickson, Max - North. Mont. | 2:26.3 | 31.5 | 1:07.3 | 1:45.3 | 2:24.3 | 2:24.27 |
| 8 | CF 2 | 1 | Long, Dave - Hamline | 2:25.0 | 31.5 | 1:07.9 | 1:45.6 | 2:24.3 | 2:24.30 |
| 9 | CF 3 | 3 | Killian, Jim - Fredonia | 2:26.0 | 32.0 | 1:08.4 | 1:46.4 | 2:25.0 | 2:25.10 |
| 10 | CF 1 | 4 | Saloga, Jim - North Central | 2:25.4 | 32.4 | 1:08.9 | 1:46.9 | 2:24.6 | 2:24.70 |
| 11 | CF 4 | 2 | MacDonald, Ross - Claremont Mudd | 2:27.0 | 31.7 | 1:08.4 | 1:46.6 | 2:25.2 | 2:25.21 |
| 12 | CF 6 | 4 | Graeber, Karl - Claremont Mudd | 2:26.2 | 31.7 | 1:07.7 | 1:45.7 | 2:24.0 | 2:24.01 |
| <u>OTHERS</u> | | | | | | | | | |
| 13 | 3 | 5 | Blair, Don - Gent. Wash. | 2:29.1 | 30.8 | 1:07.2 | 1:46.0 | 2:25.6 | 2:25.77 |
| 14 | 5 | 2 | Maria, Joe - Bethany | 2:29.8 | 32.5 | 1:09.8 | 1:49.5 | 2:27.5 | 2:27.54 |
| 15 | 2 | 3 | Lewis, Al - Mornmouth | 2:29.0 | 32.3 | 1:09.6 | 1:47.9 | 2:26.6 | 2:26.73 |
| 16 | 2 | 4 | Viar, Dave - West. Ill. | 2:26.0 | 32.5 | 1:09.6 | 1:47.1 | 2:26.2 | 2:26.35 |
| 17 | 2 | 4 | Chamberlain, Bill - Macalaster | 2:28.5 | 31.6 | 1:08.5 | 1:47.7 | 2:26.8 | 2:26.85 |
| 18 | 5 | 4 | Lambert, Richard - Principia | 2:27.0 | 31.4 | 1:07.9 | 1:46.8 | 2:26.6 | 2:26.63 |
| 19 | 4 | 5 | Brown, Pete - Univ. of Minn.-Dul. | 2:29.4 | 32.0 | 1:08.6 | 1:46.6 | 2:27.0 | 2:27.12 |
| 20 | 6 | 2 | Worthing, Jack - Fredonia | 2:30.0 | 32.0 | 1:08.1 | 1:46.6 | 2:27.2 | 2:27.31 |
| 21 | 1 | 3 | Brown, Jim - Wayne State | 2:29.0 | 32.2 | 1:08.7 | 1:47.0 | 2:26.4 | 2:26.67 |
| 22 | 5 | 4 | Homestead, Tom - Plattsburgh | 2:31.5 | 32.2 | 1:09.5 | 1:48.5 | 2:28.1 | 2:28.07 |
| 23 | 3 | 1 | Smith, Dave - Bemidji | 2:33.0 | 31.9 | 1:08.9 | 1:47.6 | 2:27.9 | 2:27.98 |

EVENT NO. 15

200 YARDS BREASTSTROKE

Saturday, March 18

| Place | Heat | Lane | Name and School | Seed | | | Machine | | |
|-------|------|------|-------------------------------|--------|------|--------|---------|---------|---------|
| | | | | Time | 50 | 100 | 150 | 200 | Time |
| 24 | 3 | 2 | Sanchez, Alex - Adams State | 2:27.9 | 31.5 | 1:09.0 | 1:50.5 | 2:35.3 | 2:35.28 |
| 25 | 3 | 6 | Bond, Bill - John Brown | 2:40.0 | 34.6 | 1:14.7 | 1:51.0 | 2:40.1 | 2:40.26 |
| 26 | 2 | 6 | Borshay, Robert - Macalaster | 2:38.0 | 34.3 | 1:15.6 | 2:01.0 | 2:46.6 | 2:46.74 |
| 27 | 5 | 6 | Veit, Dick - Buffalo State | 2:41.1 | 38.8 | 1:17.2 | 2:02.6 | 2:49.4 | 2:49.39 |
| 28 | 6 | 6 | Clark, Bobby - Berea | 2:46.0 | 35.6 | 1:16.2 | 2:00.5 | 2:49.7 | 2:49.83 |
| 29 | 1 | 6 | Barbee, Steve - Macalaster | 2:38.0 | 37.9 | 1:20.2 | 2:04.6 | 2:49.8 | 2:49.95 |
| X | 5 | 3 | Veres, Jim - Bethany | 2:23.2 | 32.9 | 1:09.4 | 1:46.5 | 2:24.5 | DISQ |
| X | 1 | 2 | Willson, Dennis - John Brown | 2:29.0 | 32.0 | 1:10.1 | 1:50.0 | 2:29.3 | DISQ |
| X | 2 | 1 | Maloney, Rich - Bethany | 2:33.6 | 32.8 | 1:11.6 | 1:51.6 | 2:31.0 | DISQ |
| X | 6 | 1 | Raney, Mike - Augustana | 2:30.0 | 32.3 | 1:11.6 | 1:52.6 | 2:35.4 | DISQ |
| X | 1 | 1 | Cintron, Wigberto - Morehouse | 2:35.0 | 34.9 | 1:15.6 | 1:58.3 | 2:43.4 | DISQ |
| X | 4 | 6 | Banks, Bob - Buffalo State | 2:40.1 | 33.6 | 1:13.9 | 1:59.1 | 2:44.4 | DISQ |
| X | 4 | 1 | Brooks, Sidney - Morehouse | 2:33.0 | | | | Scratch | |

EVENT NO. 16

100 YARDS BUTTERFLY

Saturday, March 18

| Place | Heat | Lane | Name and School | Seed | | Saturday, March 18 | |
|--------------------|------|------|-----------------------------------|-------|-------|--------------------|--------------|
| | | | | Time | 50 | 100 | Machine Time |
| <u>FINALS</u> | | | | | | | |
| 1 | F 5 | 2 | Coats, Lee - Pomona | :54.8 | :25.4 | :54.2 | :54.40* |
| 2 | F 6 | 3 | Erdos, Tom - Slippery Rock | :54.6 | :25.9 | :55.2 | :55.27 |
| 3 | F 2 | 3 | Herschbery, Bren - Redlands | :54.6 | :24.7 | :54.6 | :54.67 |
| 4 | F 2 | 4 | Herschbery, Bren - Redlands | :56.1 | :24.9 | :54.9 | :54.94 |
| 5 | F 1 | 4 | Kienlen, Dan - East New Mexico | :56.0 | :25.6 | :55.0 | :55.05 |
| 6 | F 4 | 4 | Kienlen, Dan - East New Mexico | :56.0 | :25.7 | :55.2 | :55.20 |
| 7 | F 4 | 1 | Stach, Dick - Hamline | :54.8 | :25.6 | :55.4 | :55.59 |
| 8 | F 4 | 1 | Stach, Dick - Hamline | :54.8 | :25.9 | :56.1 | :56.12 |
| 9 | F 3 | 3 | Blakeslee, Ted - East Michigan U. | :55.0 | :26.0 | :55.8 | :55.94 |
| 10 | F 3 | 6 | Blakeslee, Ted - East Michigan U. | :55.0 | :25.3 | :56.2 | :56.26 |
| 11 | F 3 | 6 | Blakeslee, Ted - East Michigan U. | :55.0 | :26.0 | :56.1 | :56.09 |
| 12 | F 3 | 3 | Blakeslee, Ted - East Michigan U. | :55.0 | :26.0 | :56.2 | :56.39 |
| <u>CONSOLATION</u> | | | | | | | |
| 13 | CF 2 | 2 | Lyons, Doug - East New Mexico | :55.6 | :26.5 | :55.8 | :55.99 |
| 14 | CF 2 | 3 | Lyons, Doug - East New Mexico | :55.6 | :26.7 | :56.5 | :56.70 |
| 15 | CF 4 | 6 | Iudemann, Bill - Western Illinois | :56.5 | :26.0 | :56.8 | :56.86 |
| 16 | CF 4 | 4 | Iudemann, Bill - Western Illinois | :56.5 | :26.2 | :56.8 | :56.82 |
| 17 | CF 1 | 1 | Erickson, John - Augustana | :56.9 | :26.5 | :56.9 | :57.05 |
| 18 | CF 6 | 2 | Erickson, John - Augustana | :56.9 | :26.5 | :56.6 | :56.74 |
| 19 | CF 2 | 4 | Ross, Bob - Bemidji | :58.0 | :26.5 | :57.2 | :57.24 |
| 20 | CF 2 | 2 | Ross, Bob - Bemidji | :58.0 | :26.4 | :56.6 | :56.61 |
| 21 | CF 2 | 2 | Ross, Bob - Bemidji | :58.0 | :26.4 | :56.6 | :56.61 |
| 22 | CF 6 | 3 | Niemeyer, Gary - Claremont Mudd | :56.5 | :26.3 | :57.3 | :57.27 |
| 23 | CF 4 | 4 | Niemeyer, Gary - Claremont Mudd | :56.5 | :25.7 | :56.4 | :56.50 |
| 24 | CF 5 | 5 | Brueggemann, Robt. - Principia | :56.0 | :26.8 | :57.3 | :57.36 |
| 25 | CF 1 | 3 | Brueggemann, Robt. - Principia | :56.0 | :26.4 | :56.7 | :56.72 |
| <u>OTHERS</u> | | | | | | | |
| 26 | 5 | 1 | Roffer, Barry - Bethany | :58.8 | :26.9 | :57.1 | :57.23 |
| 27 | 5 | 2 | Ranta, Gary - Macalester | :57.0 | :26.7 | :57.7 | :57.87 |
| 28 | 6 | 1 | Rice, Tom - East Michigan | :58.5 | :27.5 | :57.8 | :57.95 |
| 29 | 2 | 1 | Lawson, Wayne - Hendrix | :59.0 | :26.8 | :57.8 | :57.96 |
| 30 | 3 | 4 | McBride, Jim - Platteville | :56.1 | :26.4 | :57.9 | :57.97 |
| 31 | 5 | 5 | Erskine, John - Bethany | :58.4 | :26.2 | :58.1 | :58.08 |
| 32 | 4 | 1 | Gruetzner, Chas. - Womouth | :58.8 | :26.4 | :58.0 | :58.13 |
| 33 | 6 | 5 | Guy, Kenneth - West Illinois | :58.4 | :26.5 | :58.5 | :58.40 |
| 34 | 5 | 4 | Shanahan, Mike - West Illinois | :56.5 | :26.7 | :58.4 | :58.44 |
| 35 | 1 | 5 | Jones, Will - Southern University | :58.0 | :26.7 | :58.5 | :58.48 |

EVENT NO. 16

100 YARDS BUTTERFLY

Saturday, March 18
Machine
Time

| Place | Heat | Lane | Name and School | Seed Time | 50 | 100 | Machine Time |
|-------|------|------|------------------------------------|-----------|-------|--------|--------------|
| 23 | 4 | 2 | Engler, Jim - North Central | :57.4 | :26.3 | :58.7 | :58.87 |
| 24 | 3 | 1 | Rogers, Bill - Hendrix | :58.9 | :28.0 | :59.4 | :59.50 |
| 25 | 3 | 6 | Johnson, Tim - Bemidji | 1:00.0 | :27.1 | :59.6 | :59.69 |
| 26 | 3 | 2 | Anderson, Brian - Platteville | :57.6 | :27.2 | :59.9 | 1:00.00 |
| 27 | 3 | 5 | Schuk, Jim - Augustana | :58.3 | :27.4 | 1:00.1 | 1:00.24 |
| 28 | 1 | 1 | McFarland, Mike - U. of Minn.-Dul. | :59.1 | :28.3 | 1:00.2 | 1:00.33 |
| 29 | 4 | 5 | Jordet, David - U. of Minn.-Dul. | :58.3 | :27.3 | 1:00.4 | 1:00.42 |
| 30 | 2 | 5 | Garcia, Robt. - Morehouse | :58.2 | :27.7 | 1:00.5 | 1:00.61 |
| 31 | 1 | 2 | McNertney, Ed. - Bloomsburg | :58.0 | :28.4 | 1:01.0 | 1:01.20 |
| 32 | 1 | 6 | DeGennaro, Nick - Hamline | :59.8 | :27.8 | 1:01.6 | 1:01.68 |
| 33 | 2 | 6 | Brendle, Carl - Detroit Tech. | :59.9 | :28.2 | 1:04.2 | 1:04.19 |
| 34 | 4 | 6 | Grossmann, Lawrence - Berea | 1:05.0 | :29.4 | 1:10.8 | 1:10.55 |

EVENT NO. 17

Three Meter Springboard Diving

Sat. March 18, 1967

| Place | Name | School | Prelim. Points | Semi- Finals | Final Points |
|-------|-------------------|-----------------------|-------------------|-----------------|-----------------|
| 1 | Morrill, Mark | Cent. Washington | 187.25 | 284.25 | 427.70* |
| 2 | Gibson, Mark | E. Michigan Univ. | 192.55 | 285.30 | 417.65 |
| 3 | Prost, Joe | Bemidji | 182.95 | 277.65 | 408.40 |
| 4 | Crawford, Duane | Univ. of Redlands | 176.40 | 282.55 | 407.50 |
| 5 | Barker, Dan | Western Illinois | 174.40 | 279.80 | 407.45 |
| 6 | Clark, Ray | Cent. Washington | 177.20 | 279.40 | 396.00 |
| 7 | Felt, Hugh | Claremont Mudd | 171.80 | 283.00 | 390.75 |
| 8 | Jackson, John | E. Michigan Univ. | 164.90 | 276.70 | 371.40 |
| 9 | Ricker, Rick | Kearney State | 164.95 | 267.10 | 369.30 |
| 10 | Adams, Rodney | Kearney State | 168.60 | 280.40 | 357.60 |
| 11 | Green, Lick | Detroit Inst. of Tech | 163.55 | 263.20 | 347.10 |
| 12 | Hall, Bruce | Univ. of Minn.-Dul. | 167.60 | 254.90 | 239.70 |
| 13 | Misgades, Robert | John Brown Univer. | 162.85 | 254.35 | |
| 14 | Kleffman, Joel | St. Cloud State | 160.55 | 250.25 | |
| 15 | Furkat, John | Macalaster | 159.70 | 242.95 | |
| 16 | Moorman, Jess | John Brown Univ. | 156.50 | 232.55 | |
| 17 | Cassell, Steve | Platteville | 153.75 | | |
| 18 | Reynolds, Robert | Macalaster | 153.15 | | |
| 19 | Stover, Tom | Winona | 150.35 | | |
| 20 | McNeal, Darrel | Bemidji | 149.90 | | |
| 21 | McCullough, David | Stout State | 144.55 | | |
| 22 | Weathers, Robert | John Brown Univ. | 143.50 | | |
| 23 | Whytlow, Dave | Eastern New Mexico | 137.15 | | |
| 24 | Herrick, Dave | Platteville | 137.05 | | |
| 25 | Johnson, Terry | Augustana | 134.60 | | |
| 26 | Sherrerd, David | Kearney | 131.20 | | |
| 27 | Mathias, Clark | Monmouth | 122.75 | | |
| 28 | Britton, Mike | Southern Oregon | 117.25 | | |

EVENT NO. 18

800 YARDS FREESTYLE RELAY

Saturday, March 18

| Place | Heat | Lane | Name and School | Seed Time | 200 | 400 | 600 | 800 | Machine Time |
|-------|------|------|--|-----------|--------|--------|--------|--------|--------------|
| 1 | F | 3 | Claremont Mudd - Busch, Johnson, Writer, Rediger | 7:45.0 | 1:53.9 | 3:51.9 | 5:44.8 | 7:37.1 | 7:37.15* |
| 2 | F | 3 | E.New Mexico - Engleman, Crane, Lyons, Purvis | 7:41.4 | 1:56.9 | 3:52.7 | 5:45.2 | 7:37.5 | 7:37.53 |
| 3 | F | 3 | Cent. Wash. - Ridley, Thomas, Blair, Tinius | 7:42.0 | 1:56.0 | 3:52.1 | 5:45.9 | 7:38.4 | 7:38.50 |
| 4 | F | 3 | East. Michigan - Harding, Huxley | 7:50.7 | 1:58.4 | 3:55.6 | 5:50.0 | 7:43.7 | 7:43.79 |
| 5 | F | 2 | Sieredzki, Asmus | 7:50.7 | 1:59.0 | 3:53.7 | 5:53.2 | 7:43.5 | 7:43.49 |
| 6 | F | 1 | MacaLaster - Campbell, Carlson | 7:45.2 | 1:58.4 | 3:59.1 | 5:55.9 | 7:45.9 | 7:45.83 |
| | F | 4 | Mikulich, DeWeerd | 7:45.2 | 1:58.2 | 3:57.2 | 5:55.7 | 7:47.5 | 7:47.59 |
| | F | 6 | Bemidji - Hammer, Riddle, | 7:48.0 | 1:56.7 | 3:54.0 | 5:56.3 | 7:48.7 | 7:48.79 |
| | F | 4 | Patton, Heizelman | 7:48.0 | 1:58.7 | 3:56.2 | 5:53.0 | 7:56.0 | 7:56.08 |
| | | | CONSOLIATION | | | | | | |
| 7 | CF | 2 | West. Ill. - Peterson, Smith, | 7:54.0 | 2:00.2 | 3:59.3 | 5:57.3 | 7:54.0 | 7:54.93 |
| | 1 | 5 | Shanahan, Westlake | 7:54.0 | 2:00.2 | 4:02.1 | 6:03.2 | 8:03.6 | 8:03.75 |
| 8 | CF | 4 | Augustana - Simmon, Kreeg, | 7:50.0 | 1:59.5 | 3:59.0 | 5:58.7 | 7:55.5 | 7:55.58 |
| | 3 | 4 | Anderson, Erickson | 7:50.0 | 2:02.4 | 4:01.4 | 6:02.5 | 7:59.4 | 7:59.38 |
| 9 | CF | 5 | John Brown - Gilliland, Hansen, | 7:58.0 | 2:03.0 | 4:03.6 | 6:04.8 | 7:59.8 | 7:59.82 |
| | 2 | 5 | Phillips, Wagner | 7:58.0 | 2:03.0 | 4:06.4 | 6:10.8 | 8:06.6 | 8:06.66 |
| 10 | CF | 3 | Winona - Calvert, Childers, | 7:50.0 | 2:03.1 | 4:05.3 | 6:05.7 | 8:02.1 | 8:02.16 |
| | 3 | 2 | Amadal, Kazika | 7:50.0 | 2:02.4 | 4:02.5 | 6:02.0 | 7:55.8 | 7:55.95 |
| 11 | CF | 6 | Plattsburg - Lang, Lauridsen, | 7:52.0 | 2:00.7 | 4:04.3 | 6:08.2 | 8:08.4 | 8:08.30 |
| | 1 | 2 | Flexman, DeYoung | 7:52.0 | 2:01.3 | 4:06.8 | 6:09.8 | 8:13.1 | 8:13.22 |
| 12 | CF | 1 | East. Wash. - Crutcher, Lyons | 8:06.0 | 2:06.5 | 4:09.6 | 6:16.2 | 8:20.8 | 8:20.96 |
| | 3 | 1 | Watson, O'Donnell | 8:06.0 | 2:02.2 | 4:02.4 | 6:06.7 | 8:11.3 | 8:11.46 |
| | | | OTHERS | | | | | | |
| 13 | 2 | 1 | Buffalo State | 8:14.0 | 1:59.4 | 4:04.9 | 6:22.0 | 8:32.0 | 8:32.12 |
| 14 | 3 | 5 | Adams State | 8:02.4 | 2:00.1 | 4:05.7 | 6:13.8 | 8:39.8 | 8:39.88 |

