


Yusa, winner of second place, is still leading the field, 100 Metre Free Style Final.



The victor has forged ahead.

### 100 Metre Free Style (Men)

**OLYMPIC-VICTOR:** Ferenc Csik (Hungary), 57.6 sec.

Second: Masanori Yusa (Japan), 57.9 sec.

Third: Shigeo Arai (Japan), 58.0 sec.

Athens, 1896:	A. Hoyos (Hungary) . . . . .	1:22.2 min.	Stockholm, 1912:	D. Kahanamoku (U.S.A.)	1:03.4 min.
Paris, 1900:	P. Lane (Australia)—200 m. . . . .	2:25.2 min.	Antwerp, 1920:	D. Kahanamoku (U.S.A.)	1:00.4 min.
St. Louis, 1904:	Z. de Halmay (Hungary)—91 m . . . .	1:02.8 min.	Paris, 1924:	J. Weissmüller (U.S.A.) .	0:59.0 min.
London, 1908:	C. M. Daniels (U.S.A.) . . . . .	1:05.6 min.	Amsterdam, 1928:	J. Weissmüller (U.S.A.) .	0:58.6 min.
	Los Angeles, 1932:	Y. Miyazaki (Japan),	0:58.2 min.		

**Entries and participation.** Entered: 24 nations with 51 participants. Competed: 23 nations with 45 participants.  
Maximum number of entries and competitors: 3 per nation.

**RECORDS BEFORE THE OLYMPIC GAMES**

World Record: P. Fick (U.S.A.), 56.4 sec., 1936.—Olympic Record: Y. Miyazaki (Japan), 58.0 sec., Los Angeles, 1932.

**Heats • August 8th • Beginning at 9.00 a.m. • Swimming Stadium**

Weather: Clouded sky; temperature between 16° and 17° C.

The two best of each heat and the two fastest thirds qualified for the Semi-Finals.

1st Heat		2nd Heat		3rd Heat	
1. Fick (U.S.A.) . . . . .	0:57.6 <sup>1)</sup>	1. Yusa (Japan) . . . . .	0:57.8 <sup>1)</sup>	1. French-Williams (Great Britain)	1:00.7
2. Csik (Hungary) . . . . .	0:58.3	2. Highland (U.S.A.) . . . . .	0:59.9	2. Adjaluddin (Philippine Islands)	1:01.0
3. Gabrielson (Great Britain) . . . . .	1:01.2	3. Kendall (Australia) . . . . .	1:01.0	3. Schwartz, He. (Germany) . . . . .	1:01.8
4. Hamerton (Canada) . . . . .	1:02.1	4. Roolaid, E. (Esthonia) . . . . .	1:01.5	4. Bourne (Canada) . . . . .	1:02.4
5. Tatto (Brazil) . . . . .	1:02.6	5. Cavalero (France) . . . . .	1:02.2	5. dos Santos Moreas (Brazil) . . . . .	1:03.5
6. Kadri (Egypt) . . . . .	1:03.8	6. Wilten (Holland) . . . . .	1:03.4	6. Zobernig (Austria) . . . . .	1:03.9
7. Alvarez Calderon (Peru) . . . . .	1:04.9	7. Conrad-Machuca (Bolivia) . . . . .	1:17.5		
8. Chan (China) . . . . .	1:06.5				
4th Heat		5th Heat		6th Heat	
1. Arai (Japan) . . . . .	0:57.7 <sup>1)</sup>	1. Taguchi (Japan) . . . . .	0:57.5 <sup>1)</sup>	1. Wilfan (Yugoslavia) . . . . .	1:00.5
2. Fischer (Germany) . . . . .	0:57.91	2. Christensen (Denmark) . . . . .	1:01.1	2. Heibel (Germany) . . . . .	1:01.4
3. Gróf (Hungary) . . . . .	1:01.3	3. Larsen (Canada) . . . . .	1:01.5	3. Dove (Great Britain) . . . . .	1:01.6
4. Spence (Bermuda) . . . . .	1:01.0	4. Zaki Saad el Din (Egypt) . . . . .	1:03.7	4. Obial (Philippine Islands) . . . . .	1:01.7
5. Desusclade (France) . . . . .	1:07.2	5. Paz Soldan (Peru) . . . . .	1:05.6	5. Francisco Marques (Brazil) . . . . .	1:03.3
6. Broussalis (Greece) . . . . .	1:07.5	6. Mavrogeorgos (Greece) . . . . .	1:08.2	6. Young (Bermuda) . . . . .	1:07.8
		7th Heat			
		1. Lindegren (U.S.A.) . . . . .	0:58.3		
		2. Abay-Nemes (Hungary) . . . . .	1:00.2		
		3. Hietanen (Finland) . . . . .	1:01.0		
		4. Stam (Holland) . . . . .	1:01.3		
		5. Petersen (Denmark) . . . . .	1:01.6		
		6. Zirilli (Switzerland) . . . . .	1:04.1		

**Semi-Finals • August 8th • Beginning at 3.00 p.m.**

Weather: Overcast sky; temperature about 19° C.

The three best of each heat and the fastest fourth qualified for the Final.

1st Heat		2nd Heat	
1. Taguchi (Japan) . . . . .	0:57.9 <sup>1)</sup>	1. Yusa (Japan) . . . . .	0:57.51
2. Csik (Hungary) . . . . .	0:58.1	2. Arai (Japan) . . . . .	0:57.9 <sup>1)</sup>
3. Fick (U.S.A.) . . . . .	0:58.2	3. Lindegren (U.S.A.) . . . . .	0:58.7
4. Fischer (Germany) . . . . .	0:58.7	4. Highland (U.S.A.) . . . . .	0:59.4
5. Hietanen (Finland) . . . . .	1:00.5	5. Kendall (Australia) . . . . .	0:59.9
5. Wilfan (Yugoslavia) . . . . .	1:00.5	6. Heibel (Germany) . . . . .	1:00.3
5. Adjaluddin (Philippine Islands) . . . . .	1:00.5	7. Abay-Nemes (Hungary) . . . . .	1:01.1
8. French-Williams (Gr. Britain) . . . . .	1:01.0	8. Christensen (Denmark) . . . . .	1:01.6

**FINAL • August 9th • 3.20 p.m.**


Weather: Sunny sky; temperature about 22° C.

1. Csik (Hungary) . . . . .	0:57.6 <sup>1)</sup>		
2. Yusa (Japan) . . . . .	0:57.9 <sup>1)</sup>		
3. Arai (Japan) . . . . .	0:58C2)		
4. Taguchi (Japan) . . . . .	0:58.1	6. Fick (U.S.A.) . . . . .	0:59.7
5. Fischer (Germany) . . . . .	0:59.3	7. Lindegren (U.S.A.) . . . . .	0:59.9

<sup>1)</sup> Better than the Olympic Record.—<sup>2)</sup> Equal to the Olympic Record.



The finish. Csik (seventh lane), victor, Yusa (second lane), second, and Arai (first lane), third.



The victors: Ferenc Csik (Hungary), first, Masanori Yusa (Japan), second, and Shigeo Arai (Japan), third.

## 100 Metre Back Stroke (Men)

**OLYMPIC-VICTOR:** Adolph Kiefer (U.S.A.), 1:05.9 min.

**Second:** Albert van de Weghe (U.S.A.), 1:07.7 min.

**Third:** Masaji Kiyokawa (Japan), 1:08.4 min

Paris, 1900: E. Hoppenberg (Germany)—200 m ... 2:47.0 min.	Antwerp, 1920: W. Kealoha (U.S.A.) . . . . . 1:15.2 min.
St. Louis, 1904: K. Brack (Germany)—91 m . . . . . 1:16.8 min.	Paris, 1924: W. Kealoha (U.S.A.) . . . . . 1:13.2 min.
London, 1908: G. Bieberstein (Germany) . . . . . 1:24.6 min.	Amsterdam, 1928: G. Kojac (U.S.A.) . . . . . 1:08.2 min.
Stockholm, 1912: H. Hebner (U.S.A.) . . . . . 1:21.2 min.	Los Angeles, 1932: M. Kiyokawa (Japan) . . . . . 1:08.6 min.

**Entries and participation.** Entered: 20 nations with 3.5 participants. Competed: 17 nations with 30 participants.

Maximum number of entries and competitors: 3 per nation.

### RECORDS BEFORE THE OLYMPIC GAMES

World Record: A. Kiefer (U.S.A.), 1:04.8 min., 1936. — Olympic Record: G. Kojac (U.S.A.), 1:08.2 min., Amsterdam, 1928.

**Heats • August 12th • Beginning at 10.30 a.m.**

Weather: Sunny sky; temperature between 21° and 22° C.

The three best of each heat and the fastest fourth qualified for the Semi-Finals.

1st Heat	2nd Heat	3rd Heat
1. Kiefer (U.S.A.) . . . . . 1:06.9 <sup>1)</sup>	1. Drysdale (U.S.A.) . . . . . 1:09.0	1. Kojima (Japan) . . . . . 1:09.7
2. Kiyokawa (Japan) . . . . . 1:07.2 <sup>1)</sup>	2. Schlauch (Germany) . . . . . 1:10.1	2. van de Weghe (U.S.A.) . . . . . 1:10.6
3. Schwarz, Ha. (Germany) . . . . . 1:11.0	3. Wilfan (Yugoslavia) . . . . . 1:11.7	3. Christiansen (Philippine Islands) . . . . . 1:11.5
4. Gombos (Hungary) . . . . . 1:12.4	4. Scheffer (Holland) . . . . . 1:13.6	4. Simon (Germany) . . . . . 1:11.7
5. Middleton (Great Britain) . . . . . 1:15.0	5. Lengvel (Hungary) . . . . . 1:15.2	5. Erdélyi (Hungary) . . . . . 1:14.7
6. Martins (Brazil) . . . . . 1:16.9	6. Bourne (Canada) . . . . . 1:17.2	6. Neumann (Luxemburg) . . . . . 1:18.8
	7. Amaral Filho (Brazil) . . . . . 1:21.0	
4th Heat	5th Heat	
1. Besford (Great Britain) . . . . . 1:12.0	1. Yoshida (Japan) . . . . . 1:10.0	
2. Kerr (Canada) . . . . . 1:12.9	2. Oliver (Australia) . . . . . 1:10.2	
3. Borg (Sweden) . . . . . 1:15.2	3. Metman (Holland) . . . . . 1:13.7	
4. Roolaid, B. (Estonia) . . . . . 1:21.1	4. Caballeiro (Brazil) . . . . . 1:17.0	
5. Mallides (Greece) . . . . . 1:21.5	5. Baeth (Denmark) . . . . . 1:17.3	
	6. Casasempere (Chile) . . . . . 1:21.0	

**Semi-Finals • August 13th • 4.50 p.m.**

Weather: Covered sky; dry weather; temperature between 17° and 18° C.

The three best of each heat and the fastest fourth qualified for the Final.

1st Heat	2nd Heat
1. Kiefer (U.S.A.) . . . . . 1:06.8 <sup>1)</sup>	1. Drysdale (U.S.A.) . . . . . 1:08.6
2. van de Weghe (U.S.A.) . . . . . 1:08.6	2. Kiyokawa (Japan) . . . . . 1:09.7
3. Oliver (Australia) . . . . . 1:09.4	3. Kojima (Japan) . . . . . 1:09.9
4. Yoshida (Japan) . . . . . 1:09.5	4. Schlauch (Germany) . . . . . 1:10.8
5. Christiansen (Philippine Islands) . . . . . 1:11.1	5. Kerr (Canada) . . . . . 1:11.2
6. Simon (Germany) . . . . . 1:11.7	6. Wilfan (Yugoslavia) . . . . . 1:13.3
7. Schwarz, Ha. (Germany) . . . . . 1:11.8	7. Besford (Great Britain) . . . . . 1:13.6
8. Borg (Sweden) . . . . . 1:16.3	8. Metman (Holland) . . . . . 1:14.1

### FINAL

**August 14th • 4.30 p.m.**

Weather: Continuous rain; temperature between 13° and 14° C.

1. Kiefer (U.S.A.) . . . . . 1:05.9 <sup>1)</sup>
2. van de Weghe (U.S.A.) . . . . . 1:07.7 <sup>1)</sup>
3. Kiyokawa (Japan) . . . . . 1:08.4
4. Drysdale (U.S.A.) . . . . . 1:09.4
5. Yoshida (Japan) . . . . . 1:09.7
6. Kojima (Japan) . . . . . 1:10.4
7. Oliver (Australia) . . . . . 1:10.7

<sup>1)</sup> Better than the Olympic Record.



Adolph Kiefer (U.S.A.) wins the 100 metre back stroke race. Albert van de Weghe (U.S.A.) in lane 4 won second place, and Masaji Kiyolawa (Japan) in lane 2, third.



The Olympic victor, Adolph Kiefer, at the start.



## 200 Metre Breast Stroke (Men)

**OLYMPIC VICTOR:** Tetsuo Hamuro (Japan), 2:42.5 min.

**Second:** Erwin Sietas (Germany), 2:42.9 min.

**Third:** Reizo Koike (Japan), 2:44.2 min.

St. Louis, 1904: G. Zacharias (Germany)—402 m. 7:27.0 min.      Antwerp, 1920: H. Malmroth (Sweden) . . . . . 3:04.4 min.  
 London, 1908: F. Holman (Great Britain) . . . . . 3:09.2 min.      Paris, 1924: R. Skelton (U.S.A.) . . . . . 2:56.6 min.  
 Stockholm, 1912: W. Bathe (Germany) . . . . . 3:01.8 min.      Amsterdam, 1928: Y. Tsuruta (Japan) . . . . . 2:45.8 min.  
 Los Angeles, 1932: Y. Tsuruta (Japan) 2:45.4 min.

**Entries and participation:** Entered: 16 nations with 34 participants. Competed: 11 nations with 25 participants  
 Maximum number of entries and competitors: 3 per nation

### RECORDS BEFORE THE OLYMPIC GAMES

World Record: J. Kasley (U.S.A.), 2:37.3 min.—Olympic Record: R. Koike (Japan), 2:44.9 min., Los Angeles, 1932.

### Heats • August 13th • Beginning at 4.00 p.m.

Weather: Covered sky; temperature between 17° and 18° C.

The three best of each heat and the fastest fourth qualified for the Semi-Finals

1st Heat		2nd Heat		3rd Heat	
1. Hamuro (Japan) . . . . .	2:42.5 <sup>1)</sup>	1. Ito (Japan) . . . . .	2:45.8	1. Higgins (U.S.A.) . . . . .	2:48.8
2. Sietas (Germany) . . . . .	2:44.6 <sup>1)</sup>	2. Balke (Germany) . . . . .	2:46.4	2. Alpad (Philippine Islands) . . . . .	2:52.6
3. Kaye (U.S.A.) . . . . .	2:48.5	3. Kasley (U.S.A.) . . . . .	2:54.4	3. Jensen (Denmark) . . . . .	2:55.7
4. Adjaluddin (Philippine Islands) . . . . .	2:50.2	4. Skou (Denmark) . . . . .	2:57.6	4. dos Santos (Brazil) . . . . .	2:56.8
5. Barbosa (Brazil) . . . . .	3:02.6	5. Belvyn (Bermuda) . . . . .	3:09.8	5. H. M. Hasanein (Egypt) . . . . .	2:55.9
		6. Puddy (Canada) . . . . .	3:10.2	— Berroeta (Chile) . . . . .	disqualified
4th Heat		5th Heat			
1. Spence (Bermuda) . . . . .	2:52.0	1. Koike (Japan) . . . . .	2:43.8 <sup>1)</sup>		
2. Clawsen (Canada) . . . . .	2:54.7	2. Yldefonzo (Philippine Islands) . . . . .	2:47.4		
3. Erbert (Czechoslovakia) . . . . .	2:55.7	3. Heina (Germany) . . . . .	2:48.5		
— Reed (Chile) . . . . .	disqualified	4. Malmström (Denmark) . . . . .	2:56.5		

### Semi-Finals August 14th • 3.00 p.m.

Weather: Continuous rain; temperature between 13° and 14° C.

The three best of each heat and the fastest fourth qualified for the Final

1st Heat		2nd Heat	
1. Koike (Japan) . . . . .	2:44.5 <sup>1)</sup>	1. Hamuro (Japan) . . . . .	2:43.4 <sup>1)</sup>
2. Balke (Germany) . . . . .	2:45.4	2. Higgins (U.S.A.) . . . . .	2:44.0 <sup>1)</sup>
3. Ito (Japan) . . . . .	2:45.5	3. Sietas (Germany) . . . . .	2:44.8 <sup>1)</sup>
4. Kaye (U.S.A.) . . . . .	2:49.2	4. Yldefonzo (Philippine Islands) . . . . .	2:46.8
5. Adjaluddin (Philippine Islands) . . . . .	2:54.0	5. Heina (Germany) . . . . .	2:47.3
6. Alpad (Philippine Islands) . . . . .	2:54.6	6. Kasley (U.S.A.) . . . . .	2:53.4
7. Jensen (Denmark) . . . . .	2:54.8	7. Erbert (Czechoslovakia) . . . . .	2:53.5
8. Clawsen (Canada) . . . . .	2:55.6	— Spence (Bermuda) . . . . .	disqualified

### FINAL

**August 15th • 3.30 p.m.**

Weather: Slightly covered, but sunny sky; temperature about 20.5° C.

1. Hamuro (Japan) . . . . .	2:42.5 <sup>1)</sup>
2. Sietas (Germany) . . . . .	2:42.9 <sup>1)</sup>
3. Koike (Japan) . . . . .	2:44.2 <sup>1)</sup>
4. Higgins (U.S.A.) . . . . .	2:45.2
5. Ito (Japan) . . . . .	2:47.6
6. Balke (Germany) . . . . .	2:47.8
7. Yldefonzo (Philippine Islands) . . . . .	2:51.1

<sup>1)</sup> Better than the Olympic Record.



Above: At the turn in the final of the 200 metre breast stroke event. Hamuro is leading, followed closely by Sietas. Koike, who won third place, is at the far end of the pool.

Left: The Olympic victors in the 200 metre breast stroke race: Tetsuo Hamuro (Japan), first, Erwin Sietas (Germany), second, and Reizo Koike (Japan), third.

## 400 Metre Free Style (Men)

**OLYMPIC VICTOR:** Jack Medica (U.S.A.), 4:44.5 min.

**Second:** Shunpei Uto (Japan), 4:45.6 min.

**Third:** Shozo Makino (Japan), 4:48.1 min

Athens, 1896: P. Neumann (Austria)—500 m. . . . . 8:12.6 min. Antwerp, 1920: N. Ross (U.S.A.) . . . . . 5:26.8 min.  
 St. Louis, 1904: C. M. Daniels (U.S.A.)—402 m. . . . . 6:16.2 min. Paris, 1924: J. Weissmüller (U.S.A.) . . . . . 5:04.2 min.  
 London, 1908: H. Taylor (Great Britain) . . . . . 5:36.8 min. Amsterdam, 1928: V. A. Zorilla (Argentina) . . . . . 5:01.5 min.  
 Stockholm, 1912: G. R. Hodgson (Canada) . . . . . 5:24.4 min. Los Angeles, 1932: C. Crabbe (U.S.A.) . . . . . 4:48.4 min.

**Entries and participation.** Entered: 20 nations with 41 participants. Competed: 16 nations with 34 participants.

Maximum number of entries and competitors: 3 per nation

### RECORDS BEFORE THE OLYMPIC GAMES

World Record: J. Medica (U.S.A.), 4:38.7 min., 1934—Olympic Record: C. Crabbe (U.S.A.), 4:48.4 min., Los Angeles, 1932.

### Heats • August 10th • Beginning at 3.15 p.m.

Weather: Sunny sky; temperature about 24.6° C.

The two best of each heat and the two fastest thirds qualified for the Semi-Finals

1st Heat		2nd Heat		3rd Heat	
1. Negami (Japan) . . . . .	4:52.6	1. Leivers (Great Britain) . . . . .	4:57.2	1. Makino (Japan) . . . . .	4:51.3
2. Macionis (U.S.A.) . . . . .	4:57.1	2. Prziwara (Germany) . . . . .	5:11.7	2. Flanagan (U.S.A.) . . . . .	4:54.7
3. Arendt (Germany) . . . . .	4:57.2	3. Hellstrom (Denmark) . . . . .	5:18.2	3. Wainwright (Great Britain) . . . . .	5:03.6
4. Lengyel (Hungary) . . . . .	4:57.7	4. Faustin Havelange (Brazil) . . . . .	5:31.5	4. Hamerton (Canada) . . . . .	5:13.3
5. Pader (Austria) . . . . .	5:16.9			5. Jørgensen (Denmark) . . . . .	5:17.8
6. Hooper (Canada) . . . . .	5:17.2			6. Angyel (Hungary) . . . . .	5:20.9
				7. Lehmann (Switzerland) . . . . .	5:36.8
4th Heat		5th Heat		6th Heat	
1. Grof (Hungary) . . . . .	4:59.4	1. Uto (Japan) . . . . .	4:45.51)	1. Medica (U.S.A.) . . . . .	4:55.9
2. Freese (Germany) . . . . .	5:03.1	2. Taris (France) . . . . .	4:53.9	2. Ledgard (Peru) . . . . .	5:05.5
3. Hietanen (Finland) . . . . .	5:08.9	3. Pirie (Canada) . . . . .	4:56.0	3. Stam (Holland) . . . . .	5:07.8
4. Pearson (Great Britain) . . . . .	5:12.7	4. Petersen (Denmark) . . . . .	5:20.3	4. da Rocha (Brazil) . . . . .	5:18.2
5. Courage Lage (Brazil) . . . . .	5:18.3	5. Cooper (Bermuda) . . . . .	5:53.8	5. Brenner (Switzerland) . . . . .	5:33.8
6. Guzman (Chile), W. . . . .	5:19.1				
7. Schlenheim (Austria) . . . . .	5:38.3				

### Semi-Finals • August 11th • 10.00 a.m.

Weather: Sunny sky; temperature between 22° and 23° C.

The three best of each heat and the fastest fourth qualified for the Final.

1st Heat		2nd Heat	
1. Uto (Japan) . . . . .	4:48.4 <sup>2)</sup>	1. Makino (Japan) . . . . .	4: 48.21)
2. Flanagan (U.S.A.) . . . . .	4:59.9	1. Medica (U.S.A.) . . . . .	4:48.2 <sup>1)</sup>
3. Negami (Japan) . . . . .	4:55.4	3. Taris (France) . . . . .	4:55.6
4. Macionis (U.S.A.) . . . . .	4:56.4	4. Leivers (Great Britain) . . . . .	4:55.7
5. Freese (Germany) . . . . .	4: 58.5	5. Arendt (Germany) . . . . .	5:13.4
6. Pirie (Canada) . . . . .	4:58.7	6. Prziwara (Germany) . . . . .	5:14.9
7. Gróf (Hungary) . . . . .	5:01.9	— Ledgard (Peru) . . . . .	did not start

### FINAL

**August 12th • 3.30 p.m.**

Weather: Sky became overcast; temperature about 24° C.

1. Medica (U.S.A.) . . . . .	4: 44.51)
2. Uto (Japan) . . . . .	4:45.6 <sup>1)</sup>
3. Makino (Japan) . . . . .	4:48.1 <sup>1)</sup>
4. Flanagan (U.S.A.) . . . . .	4:52.7
5. Negami (Japan) . . . . .	4:53.6
6. Taris (France) . . . . .	4:53.8
7. Leivers (Great Britain) . . . . .	5:00.9

<sup>1)</sup> Better than the Olympic Record.—<sup>2)</sup> Equal to the Olympic Record.





Above: A close fight to the end. Medica arrives before Uto.

The victors in the 400 metre free style race: Jack Medica (U.S.A.), first, Shunpei Uto (Japan), second (right), and Shozo Makino (Japan), third.

## 1500 Metre Free Style (Men)

**OLYMPIC VICTOR:** Noboru Terada (Japan), 19:13.7 min.

**Second:** Jack Medica (U.S.A.), 19:34.0 min.

**Third:** Shunpei Uto (Japan), 19:34.5 min.

Athens, 1896: A. Hoyos (Hungary) - 1200 m . . . . . 18:22.2 min.      Stockholm, 1912: G. R. Hodgson (Canada) . . . . . 22:00.0 min.  
 Paris, 1900: G. Jarvis (Great Britain) - 1000 m. . . . . 13:40.0 min.      Antwerp, 1920: N. Ross (U.S.A.) . . . . . 22:23.2 min.  
 St. Louis, 1904: E. Rausch (Germany) - 1609 m . . . . . 27: 18.2 min.      Paris, 1924: A. Charlton (Australia) . . . . . 20:06.6 min.  
 London, 1908: H. Taylor (Great Britain) . . . . . 22:48.4 min.      Amsterdam, 1928: A. Borg (Sweden) . . . . . 19:51.8 min.  
 Los Angeles, 1932: K. Kitamura (Japan), 19: 12.4 min.

**Entries and participation.** Entered: 13 nations with 28 participants. Competed: 10 nations with 21 participants.

Maximum number of entries and competitors: 3 per nation.

### RECORDS BEFORE THE OLYMPIC GAMES

World Record: A. Borg (Sweden), 19:07.2 min., 1927. — Olympic Record: K. Kiramura (Japan), 19: 12.4 min., Los Angeles, 1932.

**Heats • August 13th • Beginning at 11.15 a.m.**

Weather: Sunny sky; temperature between 22° and 23° C.

The three best of each heat and the two fastest fourths qualified for the Semi-Finals

1st Heat	2nd Heat	3rd Heat
1. Ishiharada (Japan) . . . . . 19:55.8	1. Medica (U.S.A.) . . . . . 19:55.5	1. Uto (Japan) . . . . . 19:48.3
2. Leivers (Great Britain) . . . . . 20:04.4	1. Terada (Japan) . . . . . 19:55.5	2. Flanagan (U.S.A.) . . . . . 19:49.9
3. Arendt (Germany) . . . . . 20:10.7	3. Jørgensen (Denmark) . . . . . 21:42.0	3. Freese (Germany) . . . . . 20:13.7
4. Pirie (Canada) . . . . . 20:16.4	4. Hooper (Canada) . . . . . 21:47.4	4. Talli (France) . . . . . 21:03.0
5. da Rucha Pillar (Brazil) . . . . . 21:49.9	5. Faustin Havelange (Brazil) . . . . . 22:54.1	5. Hamerton (Canada) . . . . . 21:05.5
6. Angyel (Hungary) time not recorded		6. Hellström (Denmark) . . . . . 21:16.9
	4th Heat	
	1. Christy (U.S.A.) . . . . . 20:26.5	
	2. Wainwright (Great Britain) . . . . . 20:47.6	
	3. Prziwara (Germany) . . . . . 20:59.0	
	4. Pader (Austria) . . . . . 21:13.9	

**Semi-Finals • August 14th • 3.30 p.m.**

Weather: Continuous rain, but very slight showers only, during the Semi-Finals; temperature between 13° and 14° C.

The three best of each heat and the fastest fourth qualified for the Final.

1st Heat	2nd Heat
1. Terada (Japan) . . . . . 19:48.6	1. Medica (U.S.A.) . . . . . 19:42.8
2. Flanagan (U.S.A.) . . . . . 10:59.4	2. Ishiharada (Japan) . . . . . 19:53.9
3. Leivers (Great Britain) . . . . . 20:10.0	3. Uto (Japan) . . . . . 19:55.6
4. Christy (U.S.A.) . . . . . 20:25.8	4. Arendt (Germany) . . . . . 19:56.1
5. Freese (Germany) . . . . . 20:27.6	5. Wainwright (Great Britain) . . . . . 20:14.4
6. Prziwara (Germany) . . . . . 20:55.0	6. Pirie (Canada) . . . . . 20:17.3
7. Jurgensen (Denmark) . . . . . 21:40.3	7. Talli (France) . . . . . 21:09.8

### FINAL

**August 15th • 4.10 p.m.**

Weather: Sunny sky; temperature about 20.8° C.

1. Terada (Japan) . . . . . 19:13.7
2. Medica (U.S.A.) . . . . . 19:34.0
3. Uto (Japan) . . . . . 19:34.5
4. Ishiharada (Japan) . . . . . 19:48.5
5. Flanagan (U.S.A.) . . . . . 19:54.8
6. Leivers (Great Britain) . . . . . 19:57.4
7. Arendt (Germany) . . . . . 19:59.0



The start of the 1500 metre free style final. The victor is in lane 4, the winner of second place in lane 2, and the winner of third place in lane 3.




Above: The victor, Noboru Terada (Japan), and winner of second place Medica (U.S.A.).

Left: The winner of third place, Shunpei Uto (Japan).



The best swimmers in the world compete in the 800 metre relay.





An action photograph during the final of the 800 metre relay.



## 800 Metre Relay (Men)

**OLYMPIC VICTOR:** Japan (Arai, Sugiura, Taguchi, Yusa), 8: 51.5 min.

**Second:** U.S.A. (Flanagan, Macionis, Wolf, Medica), 9:03.0 min.    **Third:** Hungary (Lengyel, Abay-Nemes, Gróf, Csik), 9:12.3 min.

Paris, 1900:      Germany, 5 x 40 m. . . . . time not recorded	Antwerp, 1920:    U.S.A. . . . . . 10:04.4 min.
St. Louis, 1904:    U.S.A., 4 x 50 yards . . . . . 2:04.6 min.	Paris, 1924:      U.S.A. . . . . . 9:53.4 min.
London, 1908:     Great Britain . . . . . 10:55.6 min.	Amsterdam, 1928:    U.S.A. . . . . . 9:36.2 min.
Stockholm, 1912:    Australia . . . . . 10:11.2 min.	Los Angeles, 1932:    Japan . . . . . 8:58.4 min.

**Entries and participation.** Entered: 20 nations with 109 participants. Competed: 18 nations with 74 participants.  
Maximum number of entries and competitors: One team of 4 swimmers and 2 reserves per nation.

### RECORDS BEFORE THE OLYMPIC GAMES

World Record: Japan, 8:52.2 min. (Yusa, Ishiharada, Makino, Negami), 1935.—Olympic Record: Japan, 8:58.4 min. (Miyazaki, Yokojama, Yusa, Toyoda), Los Angeles, 1932.

**Heats • August 10th • 10.30 a. tn.**

Weather: Sunny sky; temperature about 22° C.

The two best relay teams and the two fastest thirds qualified for the Final.

1st Heat	2nd Heat	3rd Heat
1. France . . . . . 9:21.7 (Cavalero, Nakache, Talli, Taris)	1. U.S.A. . . . . 9:10.4 (Gilman, Hutter, Medica, Wolf)	1. Japan. . . . . 8:56.1 <sup>1)</sup> (Arai, Sugiura, Yusa, Taguchi,
2. Canada . . . . . 9:40.0 (Bourne, Hamerton, Hooper, Pirie)	2. Hungary. . . . . 9:20.8 (Abay-Nemes, Csik, Gróf, Lengyel)	2. Germany . . . . . 9:21.4 (Fischer, Heibel, Heimlich, Plath)
3. Brazil . . . . . 9:42.5 (Courrage Lage, Francisco Marques, da Rocha Villar, dos Santos Moreas)	3. Great Britain . . . . . 9:30.8 (French-Williams, Gabrielson, Leivers, Wainwright)	3. Sweden . . . . . 9:35.3 (Borg, Boldén, Petterson, Werner)
4. Philippine Islands . . . . . 9:45.8 (Adjaluddin, Alpad, Christiansen, Obial)	4. Denmark . . . . . 9:39.6 (Petersen, Jorgensen, Hellström, Christensen)	4. Yugoslavia . . . . . 9: 40.3 (Wilfan, Gazzari, Defilipis, Cercr)
5. Bermuda . . . . . 10:50.5 (Cooper, Spence, Spurling, Young)	5. Austria . . . . . 10:58.4 (Hnatek, Seltenheim, Pader, Zobernig)	5. Egypt . . . . . 10:05.3 (Higazi Said, Fadl Ibrahim, Kadri Mahmoud, Zaki Saad el Din)
6. Greece . . . . . 10:51.0 (Broussalis, Mavrogeorgos, Provatopoulos, Vlachos)	6. Luxemburg . . . . . 10:59.8 (Franck, Hastert, Neumann, Tandel)	
	—Poland . Disqualified because of early start (Bocheński, Barysch, Karliczek, Sarajbman)	

<sup>1)</sup> Better than the World and Olympic Record.





The team which broke the world record in the 800 metre relay. Right to left: Taguchi, Yusa, Arai and Sugiura.

#### FINAL

August 11th • 3.30 p,m

Weather: Sunny sky; temperature 25.4° C.

- |  |                      |                                   |
|--|----------------------|-----------------------------------|
| 1. Japan . . . . .                                 | 8:51.5 <sup>1)</sup> |                                   |
| (Yusa, Sugiura, Taguchi, Arai)                     |                      |                                   |
| 2. U.S.A. . . . .                                  | 9:03.0               |                                   |
| (Flanagan, Macionis, Wolf, Medica)                 |                      |                                   |
| 3. Hungary . . . . .                               | 9:12.3               |                                   |
| (Lengyel, Abay-Nemes, Gróf, Csik)                  |                      |                                   |
| 4. France . . . . .                                | 9:18.2               | 7. Canada . . . . . 9:27.5        |
| (Nakache, Talli, Cavalero, Taris)                  |                      | (Boume, Hamerton, Hooper, Pierie) |
| 5. Germany . . . . .                               | 9:19.0               | 8. Sweden . . . . . 9:37.5        |
| (Plath, Heimlich, Heibel, Fischer)                 |                      | (Borg, Boldén, Petterson, Werner) |
| 6. Great Britain . . . . .                         | 9:21.5               |                                   |
| (French-Williams, Gabrielson, Leivers, Wainwright) |                      |                                   |

<sup>1)</sup> Better than the World and the Olympic Record.

Left: During the provisional victory ceremony for the relay winners in the swimming stadium. The Japanese team, first, U.S.A., second, and Hungary, third.



Following the starting shot for the final.

### 100 Metre Free Style-Women

**OLYMPIC VICTOR:** Hendrika Mastenbroek (Holland), 1:05.9 min.

**Second:** Jeanette Campbell (Argentina), 1:06.4 min.

**Third:** Gisela Arendt (Germany), 1:06.6 min.

Stockholm, 1912: F. Durack (Australia) . . . . . 1:22.2 min.

Paris, 1924: E. Lackie (U.S.A.) . . . . . 1:12.4 min.

Antwerp, 1920: E. Bleibtrey (U.S.A.) . . . . . 1:13.6 min.

Amsterdam, 1928: A. Osipowich (U.S.A.) . . . . . 1:11.0 min.

Los Angeles, 1932: H. Madison (U.S.A.), 1:06.8 min.

**Entries and participation.** Entered: 16 nations with 36 swimmers. Competed: 14 nations with 33 swimmers.

Maximum numbers of entries and competitors: 3 per nation

#### RECORDS BEFORE THE OLYMPIC GAMES

World Record: W. den Ouden (Holland), 1:04.6 min., 1936. — Olympic Record: H. Madison (U.S.A.), 1:06.8 min., Los Angeles, 1932.


#### Heats - August 8th - Beginning at 3.00 p.m.

Weather: Overcast sky; temperature about 19° C.

The three best of each heat and the fastest fourth qualified for the Semi-Finals

1st Heat		2nd Heat		3rd Heat	
1. Mastenbroek (Holland) . . . . .	1:06.4 <sup>1)</sup>	1. den Ouden (Holland). . . . .	1:08.1	1. Campbell (Argentina). . . . .	1:06.8 <sup>2)</sup>
2. Arendt (Germany) . . . . .	1:07.3	2. de Lacy (Australia). . . . .	1:08.5	2. Wagner (Holland) . . . . .	1:08.9
3. Rawls (U.S.A.) . . . . .	1:08.5	3. McKean (U.S.A.). . . . .	1:09.3	3. Cont. Azevedo (Brazil). . . . .	1:09.4
4. Dewar (Canada) . . . . .	1:09.2	4. Ács (Hungary) . . . . .	1:12.7	4. Svendsen (Denmark) . . . . .	1:10.3
5. Arndt (Denmark) . . . . .	1:10.1	5. Pirie-Milton (Canada) . . . . .	1:12.8	5. Schmitz (Germany) . . . . .	1:10.9
6. Hinton (Great Britain). . . . .	1:13.0	6. Furuta (Japan). . . . .	1:14.6	6. Harsányi (Hungary) . . . . .	1:11.5
7. Takemura (Japan) . . . . .	1:14.6			7. Grant (Great Britain) . . . . .	1:12.1
8. Venancio (Brazil) . . . . .	1:15.1				
4th Heat		5th Heat			
1. Hveger (Denmark). . . . .	1:09.6	1. Lapp (U.S.A.). . . . .	1:09.0		
2. Kojima (Japan). . . . .	1:11.0	2. Lenkei (Hungary). . . . .	1:09.9		
3. Wadham (Great Britain). . . . .	1:11.5	3. Stone (Canada). . . . .	1:10.0		
4. Schramková (Czechoslovakia). . . . .	1:11.8	4. Lohmar (Germany). . . . .	1:10.3		
5. McKay (Australia). . . . .	1:13.8	5. Blondeau, R. (France). . . . .	1:10.9		
6. de Moraes Salles (Brazil). . . . .	1:16.2				
7. Yeung (China). . . . .	1:22.2				

<sup>1)</sup> Better than the Olympic Record.—<sup>2)</sup> Equal to the Olympic Record.



At the finish. (Top to bottom) Willy den Ouden (Holland), fourth, Hendrika Mastenbroek (Holland), first, Jeanette Campbell (Argentina), second, and Gisela Arendt (Germany), third.



On their way to the victory ceremony in the Stadium. Centre, the victor in the 100 metre free style swimming race, Hendrika Mastenbroek (Holland); right, the winner of second place, Jeanette Campbell (Argentina); and left, the winner of third place, Gisela Arendt (Germany).

**Semi-Finals · August 9th · 3.00 p.m.**

Weather: Sunny sky; temperature about 22° C.

The three best of each heat and the fastest fourth qualified for the Final

1st Heat	2nd Heat
1. Mastenbroek (Holland) . . . . . 1:06.4 <sup>1)</sup>	1. Campbell (Argentina) . . . . . 1:06.6 <sup>1)</sup>
2. Arendt (Germany) . . . . . 1:07.2	2. den Ouden (Holland) . . . . . 1:06.7 <sup>1)</sup>
3. Rawls (U.S.A.) . . . . . 1:08.5	3. McKean (U.S.A.) . . . . . 1:08.9
4. Wagner (Holland) . . . . . 1:08.6	4. Lapp (U.S.A.) . . . . . 1:09.6
5. Cont. Azevedo (Brazil) . . . . . 1:09.6	5. de Lacy (Australia) . . . . . 1:10.0
6. Dewar (Canada) . . . . . 1:09.6	6. Wadham (Great Britain) . . . . . 1:12.0
7. Kojima (Japan) . . . . . 1:11.1	7. Stone (Canada) . . . . . 1:12.8
8. Lenkei (Hungary) . . . . . 1:12.1	8. Hveger (Denmark) . . . . . 1:14.0

**FINAL**

**August 10th · 3.00 p.m.**

Weather: Sunny sky; temperature 24.6° C.

1. Mastenbroek (Holland) . . . . . 1:05.9 <sup>1)</sup>
2. Campbell (Argentina) . . . . . 1:06.4 <sup>1)</sup>
3. Arendt (Germany) . . . . . 1:06.6 <sup>1)</sup>
4. den Ouden (Holland) . . . . . 1:07.6
5. Wagner (Holland) . . . . . 1:08.1
6. McKean (U.S.A.) . . . . . 1:08.4
7. Rawls (U.S.A.) . . . . . 1:08.7

<sup>1)</sup> Better than the Olympic Record.



## 100 Metre Back Stroke-Women

**OLYMPIC VICTOR:** Dina Senff (Holland), 1:18.9 min.

**Second:** Hendrika Mastenbroek (Holland), 1:19.2 min.

**Third:** Alice Bridges (U.S.A.), 1:19.4 min.

Paris, 1924: S. Bauer (U.S.A.) . . . . . 1:23.2 min.      Amsterdam, 1928: M. Braun (Holland). . . . . 1:22.0 min.  
 Los Angeles, 1932: E. Holm (U.S.A.), 1:19.4 min.

**Entries and participation.** Entered: 12 nations with 22 participants. Competed: 12 nations with 21 participants.  
 Maximum number of entries and competitors: 3 per nation.

### RECORDS BEFORE THE OLYMPIC GAMES

World Record: H. Mastenbroek (Holland), 1:15.8 min., 1936. — Olympic Record: E. Holm (U.S.A.), 1:18.3 min., Los Angeles, 1932


**Heats • August 11th • Beginning at 8.00 a.m.**

Weather: Sunny sky; temperature about 19.7° C.

The four best of each heat qualified for the Semi-Finals

1st Heat	2nd Heat	3rd Heat
1. Senff (Holland) . . . . . 1:16.6 <sup>1)</sup>	1. Bridges (U.S.A.) . . . . . 1:19.2	1. Motridge (U.S.A.). . . . . 1:21.0
2. Bruunstrøm (Denmark) . . . . . 1:20.4	2. Kerkmeester (Holland) . . . . . 1:21.2	2. Mastenbroek (Holland) . . . . . 1:22.0
3. Frampton (Great Britain) . . . . . 1:20.9	3. Harding (Great Britain) . . . . . 1:22.1	3. Hancock (Great Britain) . . . . . 1:23.6
4. Stolte (Germany) . . . . . 1:23.1	4. Norton (Australia) . . . . . 1:22.3	4. Nielsen (Denmark) . . . . . 1:25.3
5. McKay (Australia) . . . . . 1:24.6	5. Rupke (Germany) . . . . . 1:23.7	5. McConkey (Canada) . . . . . 1:25.3
6. Györfy (Hungary) . . . . . 1:25.8	6. Blondeau, Th. (France) . . . . . 1:23.8	6. Yeung (China) . . . . . 1:36.4
7. Oxenbury (Canada) . . . . . 1:28.9	7. Wagner (Austria) . . . . . 1:28.4	
8. Lenk, S. (Brazil) . . . . . 1:32.0		

<sup>1)</sup> Better than the Olympic Record.



Dina Senff, the Olympic victor in the back stroke race.

Semi-Finals • August 12th • Beginning at 8.00 p.m.

Weather: Sunny sky; temperature between 19° and 20° C.

The three best of each heat and the fastest fourth qualified for the Final

1st Heat		2nd Heat	
1. Senff (Holland) . . . . .	1:17.1 <sup>1)</sup>	1. Mastebroek (Holland) . . . . .	1:19.1
2. Motridge (U.S.A.) . . . . .	1:19.1	2. Frampton (Great Britain) . . . . .	1:19.6
3. Bruunstrøm (Denmark) . . . . .	1:19.1	3. Bridges (U.S.A.) . . . . .	1:20.4
4. Harding (Great Britain) . . . . .	1:19.8	4. Kerkmeester (Holland) . . . . .	1:21.3
5. Stolte (Germany) . . . . .	1:21.7	5. Hancock (Great Britain) . . . . .	1:21.6
6. Norton (Australia) . . . . .	1:21.9	6. Nielsen (Denmark) . . . . .	1:22.0

FINAL

August 13th • 5.10 p.m.

Weather: Overcast sky; temperature about 17.4° C.

1. Senff (Holland) . . . . .	1:18.9
2. Mastebroek (Holland) . . . . .	1:19.2
3. Bridges (U.S.A.) . . . . .	1:19.4
4. Motridge (U.S.A.) . . . . .	1:19.6
5. Bruunstrøm (Denmark) . . . . .	1:20.4
6. Frampton (Great Britain) . . . . .	1:20.6
7. Harding (Great Britain) . . . . .	1:21.5

<sup>1)</sup> Better than the Olympic Record.

The victors in the 100 metre back stroke event are honoured.

Dina Senff (Holland), behind her the winner of second place, Hendrika Mastebroek (Holland), and in front, the winner of third place, Alice Bridges (U.S.A.).





Hideko Maehata forges ahead of Martha Genenger in the final. General Goering (white suit) can be seen in the first row of the spectators.

### 200 Metre Breast Stroke -Women

**OLYMPIC VICTOR:** Hideko Maehata (Japan), 3:03.6 min.

**Second:** Martha Genenger (Germany), 3:04.2 min.

**Third:** Inge Sorensen (Denmark), 3:07.8 min.

Paris, 1924: L. Morton (Great Britain) . . . . . 3:33.2 min.

Amsterdam, 1928: H. Schrader (Germany). . . . . 3:12.6 min.

Los Angeles, 1932: Cl. Dennis (Australia), 3:06.3 min.

**Entries and participation.** Entered: 12 nations with 24 participants. Competed: 11 nations with 22 participants.

Maximum number of entries and competitors: 3 per nation

#### RECORDS BEFORE THE OLYMPIC GAMES

World Record: H. Maehata (Japan), 3:00.4 min., 1933. — Olympic Record: Cl. Dennis (Australia), 3:06.3 min.. Los Angeles, 1932.

Below: The first four: (right to left) Martha Genenger, second, Hideka Maehata, first, Inge Sørensen, third, and Hanni Hölzner, fourth



Heats • August 8th Beginning at 10.00 a.m

Weather: Overcast sky; temperature about 16.5° C.

The three best of each heat and the two fastest fourths qualified for the Semi-Finals

1st Heat		2nd Heat	
1. Sørensen (Denmark) . . . . .	3:06.7	1. Genenger (Germany) . . . . .	3:02.9 <sup>1)</sup>
2. Isberg (Sweden) . . . . .	3:08.7	2. Kastein (Holland) . . . . .	3:07.8
3. Waalberg (Holland) . . . . .	3:10.4	3. Tsuboi (Japan) . . . . .	3:15.0
4. Hölzner (Germany) . . . . .	3:11.0	4. Lappalainen (Finland) . . . . .	3:19.1
5. Schiller (U.S.A.) . . . . .	3:17.4	5. Govednik (U.S.A.) . . . . .	3:25.3
6. Kingston (Great Britain) . . . . .	3:21.7		
7. Langdon (Canada) . . . . .	3:24.3		

3rd Heat		4th Heat	
1. Maehata (Japan) . . . . .	3:01.9 <sup>1)</sup>	1. Wollschläger (Germany) . . . . .	3:08.5
2. Christensen (Denmark) . . . . .	3:12.0	2. Storey (Great Britain) . . . . .	3:10.8
3. Gomm (Great Britain) . . . . .	3:15.7	3. Lenk, Rl. (Brazil) . . . . .	3:17.2
4. Cummings (U.S.A.) . . . . .	3:21.9	4. Nielsen (Denmark) . . . . .	3:21.3
5. Boubelová, E. (Czechoslovakia) . . . . .	3:25.8	5. Stroomberg (Holland) . . . . .	3:22.5
6. Wiss (Switzerland) . . . . .	3:31.3		

Semi-Finals • August 9th • 10.00 a.m.

Weather: Slightly overcast sky; temperature about 18.6° C.

The three best of each heat and the fastest fourth qualified for the Final

1st Heat		2nd Heat	
1. Maehata (Japan) . . . . .	3:03.1 <sup>1)</sup>	1. Genenger (Germany) . . . . .	3:02.8 <sup>1)</sup>
2. Sørensen (Denmark) . . . . .	3:06.0 <sup>1)</sup>	2. Kastein (Holland) . . . . .	3:09.2
3. Hölzner (Germany) . . . . .	3:08.8	3. Storey (Great Britain) . . . . .	3:09.8
4. Waalberg (Holland) . . . . .	3:09.7	4. Isberg (Sweden) . . . . .	3:11.4
5. Wollschläger (Germany) . . . . .	3:10.3	5. Christensen (Denmark) . . . . .	3:14.1
6. Gomm (Great Britain) . . . . .	3:15.8	6. Tsuboi (Japan) . . . . .	3:18.4
7. Lenk (Brazil) . . . . .	3:17.7	7. Schiller (U.S.A.) . . . . .	3:18.5

FINAL

August 11th • 3.50 p.m.


Weather: Sunny sky; temperature about 25.4° C.

1. Maehata (Japan) . . . . .	3:03.6
2. Genenger (Germany) . . . . .	3:04.2
3. Sørensen (Denmark) . . . . .	3:07.8
4. Hölzner (Germany) . . . . .	3:09.5
4. Waalberg (Holland) . . . . .	3:09.5
6. Storey (Great Britain) . . . . .	3:09.7
7. Kastein (Holland) . . . . .	3:12.8

<sup>1)</sup> Better than the Olympic Record



The Japanese victor bows while her national anthem is being played. Behind her is Martha Genenger (Germany), winner of second place, and in front, Inge Sørensen (Denmark), who won third place.



The young Danish swimmer, Ragnhild Hveger, breaks the Olympic record in winning the first preliminary heat.

### 400 Metre Free Style—Women

**OLYMPIC VICTOR:** Hendrika Mastenbroek (Holland), 5:26.4 min.

**Second:** Ragnhild Hveger (Denmark), 5:27.5 min.

**Third:** Lenore Wingard (U.S.A.), time not recorded

Antwerp, 1920: E. Bleibtrey (U.S.A.), 300 m. . . . 4:34.0 min.

Amsterdam, 1928: M. Norelius (U.S.A.) . . . . . 5:42.8 min.

Paris, 1924: M. Norelius (U.S.A.) . . . . . 6:02.2 min.

Los Angeles, 1932: H. Madison (U.S.A.) . . . . . 5:28.5 min.

**Entries and participation.** Entered: 15 nations with 29 participants. Competed: 10 nations with 20 participants.

Maximum number of entries and competitors: 3 per nation

#### RECORDS BEFORE THE OLYMPIC GAMES

World Record: W. den Ouden (Holland), 5:16.0 min., 1934. — Olympic Record: H. Madison (U.S.A.), 5:28.5 min., Los Angeles, 1932

**Heats • August 13th • 10.00 a.m.**

Weather: Sunny sky; temperature about 21.5° C.

The three best of each heat and the fastest fourth qualified for the Semi-Finals

- 1st Heat**
1. Hveger (Denmark) . . . . . 5:28.0<sup>1)</sup>
  2. Wingard (U.S.A.) . . . . . 5:34.0
  3. Cont. Azevedo (Brazil) . . . . . 5:35.5
  4. Morcom (Great Britain) . . . . . 6:00.8
  5. Harsányi (Hungary) . . . . . 6:14.7

- 2nd Heat**
1. Wagner (Holland) . . . . . 5:57.5
  2. Sothy (Hungary) . . . . . 6:14.8

- 3rd Heat**
1. Frederiksen (Denmark) . . . . . 5:39.5
  2. Timmermans (Holland) . . . . . 5:42.5
  3. Fleuret (France) . . . . . 5:46.8
  4. Morioka (Japan) . . . . . 5:51.0
  5. de Lacy (Australia) . . . . . 5:51.9

<sup>1)</sup> Better than the Olympic Record.





The victory ceremony in the glow of the flood-lights. Hendrika Mastenbroek (Holland), centre, Ragnhild Hveger (Dennark), behind, and Lenore Wingard (U.S.A.), in front.

4th Heat		5th Heat	
1. Carlsen (Denmark).....	5:57.1	1. Mastenbroek (Holland).....	5:38.6
2. Jeffery (Great Britain).....	6:12.7	2. Schramková (Czechoslovakia)....	5:47.5
3. Petty (U.S.A.).....	6:16.6	3. Kojima (Japan).....	5:50.4
		4. Birø (Hungary).....	6:14.3
		5. Venancio (Brazil).....	6:23.0

**Semi-Finals • August 14th • 10.00 a.m.**

Weather: Rainy weather; temperature between 14° and 15° C.

The three best of each heat and the fastest fourth qualified for the Final

1st Heat		2nd Heat	
1. Mastenbroek (Holland).....	5:40.3	1. Hveger (Denmark).....	5:33.7
2. Wingard (U.S.A.).....	5:42.2	2. Cont. Azevedo (Brazil).....	5:42.5
3. Frederiksen (Denmark).....	5:42.5	3. Kojima (Japan).....	5:43.5
4. Wagner (Holland).....	5:45.9	4. Petty (U.S.A.).....	5:45.9
5. Schramková (Czechoslovakia)....	5:46.0	5. Fleuret (France).....	5:46.1
6. Morioka (Japan).....	5:49.1	6. Timmermans (Holland).....	5:49.4
7. Sóthy (Hungary).....	6:11.2	7. Carlsen (Denmark).....	5:55.0
		8. Jeffery (Great Britain).....	6:07.2

**FINAL**

**August 15th • 3.50 p.m.**

Weather: Sunny sky; temperature about 20.5° C.

1. Mastenbroek (Holland).....	5:26.4 <sup>1)</sup>
2. Hveger (Denmark).....	5:27.5 <sup>1)</sup>
3. Wingard (U.S.A.).....	time not recorded
4. Petty (U.S.A.).....	5:32.2
5. Cont. Azevedo (Brazil).....	5:35.2
6. Kojima (Japan).....	5:43.1
7. Frederiksen (Denmark).....	5:45.0
8. Wagner (Holland).....	5:46.0

<sup>1)</sup> Better than the Olympic Record.

## 400 Metre Relay—Women

**OLYMPIC VICTOR:** Holland (Selbach, Wagner, den Ouden, Mastenbroek), 4:36.0 min.

**Second:** Germany (Halbsguth, Lohmar, Schmitz, Arendt), 4:36.8 min.   **Third:** U.S.A. (Rawls, Lapp, Freeman, McKean), 4:40.2 min.

Stockholm, 1912: Great Britain . . . . . 5:52.8 min.      Paris, 1924: U.S.A. . . . . 4:58.8 min.  
 Antwerp, 1920: U.S.A. . . . . 5:11.6 min.      Amsterdam, 1928: U.S.A. . . . . 4:47.6 min.  
 Los Angeles, 1932: U.S.A., 4:38.0 min.

**Entries and participation.** Entered: 9 nations with 50 participants. Competed: 9 nations with 38 participants  
 Maximum number of entries and competitors: One team of 4 swimmers and 2 reserves per nation

### RECORDS BEFORE THE OLYMPIC GAMES

World Record: Holland, 4: 32.8 min. (Selbach, Mastenbroek, Wagner, den Ouden), 1936. — Olympic Record: U.S.A., 4: 38.0 min. (McKim, Saville, Johns, Madison), Los Angeles, 1932.

### Heats • August 12th • Beginning at 11.20 a.m.

Weather: Sunny sky; temperature about 22° C.

The three best of each heat and the fastest fourth qualified for the Final

1st Heat	2nd Heat
1. U.S.A. . . . . 4:47.1 (Freeman, Lapp, McKean, Ryan)	1. Holland . . . . . 4:38.1 (Mastenbroek, den Ouden, Selbach, Wagner)
2. Great Britain . . . . . 4:47.2 (Grant, Hughes, Jeffery, Wadham)	2. Germany . . . . . 4:40.5 (Halbsguth, Lohmar, Pollack, Schmitz)
3. Canada . . . . . 4:49.7 (Dewar, McConkey, Pirie-Milton, Stone)	3. Denmark . . . . . 4:46.2 (Arndt, Bruunstrøm, Hveger, Svendsen)
4. Hungary . . . . . 4:50.6 (Ács, Biró, Harsányi, Lenkei)	4. Japan . . . . . 4:58.1 (Furuta, Kojima, Morioka, Take-mura)
5. Austria . . . . . 5:16.6 (Wagner, Mally, Ittlinger, v. Kro-piwnicki)	



The start of the second elimination heat of the 400 metre relay.