

100 METRES FREE STYLE

1896 A. Hajos	<i>Hungary</i>	1.22.2	1920 D. Kahanamoku	<i>U.S.A.</i>	1.01.4	1932 Y. Miyazaki	<i>Japan</i>	58.2
1908 C. M. Daniels	<i>U.S.A.</i>	1.05.6	1924 J. Weissmüller	<i>U.S.A.</i>	59.0	1936 F. Csik	<i>Hungary</i>	57.6
1912 D. Kahanamoku	<i>U.S.A.</i>	1.03.4	1928 J. Weissmüller	<i>U.S.A.</i>	58.6	1948 W. Ris	<i>U.S.A.</i>	57.3

FIRST ROUND July 26th

1 Hamaguchi, Y.	<i>Japan</i>	58.0
2 Eminente, A	<i>France</i>	59.2
3 Novac, I	<i>Rumania</i>	60.5
4 Muñiz, S. R.	<i>Mexico</i>	60.5
5 Telivuo, L	<i>Finland</i>	62.0
6 Conde, R	<i>Spain</i>	62.6
7 Buch, D.	<i>Israel</i>	65.6

HEAT 2

1 Roberts, R	<i>Great Britain</i>	59.5
2 Johansson, W.	<i>Sweden</i>	60.5
3 Neo, C	<i>Singapore</i>	60.6
4 O'Neill, F.	<i>Australia</i>	60.6
5 Monteiro, Fr.	<i>Hong Kong</i>	63.1
6 Cook, R.	<i>Bermuda</i>	64.1

HEAT 3

1 Aubrey, R	<i>Australia</i>	58.2
2 Jany, A	<i>France</i>	58.9
3 Balandin, L	<i>U.S.S.R.</i>	58.9
4 Durr, J	<i>South Africa</i>	60.0
5 Cheung, K	<i>Hong Kong</i>	60.3
6 Aviles Morales, H.	<i>Chile</i>	62.8
7 Bardgett, W. E.	<i>Bermuda</i>	64.4

HEAT 4

1 Cleveland, R	<i>U.S.A.</i>	57.8
2 Suzuki, H	<i>Japan</i>	58.0
3 Pedersoli, C	<i>Italy</i>	58.8
4 Zwanck, F.	<i>Argentina</i>	61.2
5 de Melo Lara, H.	<i>Brazil</i>	61.2
6 Madeira, F.	<i>Portugal</i>	62.6
7 Monsoor, I	<i>India</i>	70.8

HEAT 5

1 Gora, R	<i>U.S.A.</i>	58.0
2 Ipacs, G	<i>Hungary</i>	59.1
3 Lans M., J.	<i>Mexico</i>	60.9
4 Vandamme, M.	<i>France</i>	60.9
5 Ikonen, P	<i>Finland</i>	61.1
6 Saiz Amigo, O.	<i>Venezuela</i>	61.7
7 Elshafie, A	<i>Egypt</i>	62.0

HEAT 6

1 Larsson, G	<i>Sweden</i>	57.5
2 Scholes, Ch.	<i>U.S.A.</i>	58.3
3 Silverio Ferrer, N.	<i>Cuba</i>	60.0
4 Queralt, R	<i>Spain</i>	61.6
5 Boghossian, A.	<i>Brazil</i>	62.0
6 Valkeinen, M.	<i>Finland</i>	62.5
7 Nguyen Van, P.	<i>Viet Nam</i>	65.0

HEAT 7

1 Wardrop, J	<i>Great Britain</i>	58.9
2 Beaumont, L	<i>Canada</i>	60.4
3 Isaac A., A	<i>Mexico</i>	61.4
4 Trabucco, M.	<i>Argentina</i>	61.5
5 Elsaid, D	<i>Egypt</i>	62.3
6 Duarte, G	<i>Portugal</i>	63.7
7 Currat, M	<i>Switzerland</i>	67.2

HEAT 8

1 Goto, T	<i>Japan</i>	58.3
2 Tjebbes, J	<i>Holland</i>	59.1
3 Edassi, E	<i>U.S.S.R.</i>	60.1
4 Ford, D	<i>South Africa</i>	61.3
5 Olsen, P	<i>Norway</i>	62.1
6 Buonocore, A.	<i>Italy</i>	62.3
7 Marks, G	<i>Ceylon</i>	64.1

HEAT 9

1 Kádas, G	<i>Hungary</i>	58.4
2 Welsh, Th.	<i>Great Britain</i>	59.5
3 Skomarovskij, V.	<i>U.S.S.R.</i>	60.0
4 Salmon, P	<i>Canada</i>	61.0
5 Svantesson, L.	<i>Sweden</i>	61.4
6 Valdes, J	<i>Guatemala</i>	64.5

SEMI-FINALS July 26th

The first 8 qualified for the Final.

HEAT 1

1 Scholes, Ch.	<i>U.S.A.</i>	57.1*
2 Larsson, G.	<i>Sweden</i>	57.8
3 Hamaguchi, Y.	<i>Japan</i>	58.3
4 Eminente, A	<i>France</i>	58.3
5 Pedersoli, C	<i>Italy</i>	58.9
6 Wardrop, J	<i>Great Britain</i>	59.4
7 Edassi, E	<i>U.S.S.R.</i>	59.8
8 Silverio Ferrer, N.	<i>Cuba</i>	59.9

HEAT 2

1 Kádas, G	<i>Hungary</i>	57.8
2 Suzuki, H	<i>Japan</i>	58.0
3 Cleveland, R	<i>U.S.A.</i>	58.6
4 Balandin, L	<i>U.S.S.R.</i>	58.8
5 Tjebbes, J	<i>Holland</i>	59.8
6 Durr, J	<i>South Africa</i>	60.2
7 Welsh, Th	<i>Great Britain</i>	60.3
8 Cheung, K	<i>Hong Kong</i>	60.9

HEAT 3

1 Cora, R	<i>U.S.A.</i>	57.7
2 Aubrey, R	<i>Australia</i>	57.8
3 Goto, T	<i>Japan</i>	58.3
4 Jany, A	<i>France</i>	58.9
5 Beaumont, L	<i>Canada</i>	59.3
6 Ipacs, G	<i>Hungary</i>	59.4
7 Roberts, R	<i>Great Britain</i>	59.5
8 Skomarovskij, V.	<i>U.S.S.R.</i>	61.1

SWIM OFF FOR THE FINAL

1 Goto, T	<i>Japan</i>	58.5
2 Eminente, A	<i>France</i>	58.8
3 Hamaguchi, Y.	<i>Japan</i>	59.1

FINAL July 27th

1 SCHOLES, CH	<i>U.S.A.</i>	57.4
2 SUZUKI, H	<i>Japan</i>	57.4
3 LARSSON, G.	<i>Sweden</i>	58.2
4 Goto, T	<i>Japan</i>	58.5
5 Kádas, G	<i>Hungary</i>	58.6
6 Aubrey, R	<i>Australia</i>	58.7
7 Eminente, A	<i>France</i>	58.7
8 Gora, R	<i>U.S.A.</i>	58.8

* = New Olympic Record.



Ch. Scholes, winner of the men's 100 metres free style swimming.

400 METRES FREE STYLE

Previous Olympic Winners

1904 C. M. Daniels	U.S.A.	6.16.2 (402 m)	1924 J. Weissmüller	U.S.A.	5.04.2
1908 H. Taylor	Great Britain	5.36.8	1928 U. A. Zorilla	Argentina	5.01.6
1912 G. R. Hodgson	Canada	5.24.4	1932 C. L. Crabbe	U.S.A.	4.48.4
1920 N. Ross	U.S.A.	5.26.8	1936 J. Medica	U.S.A.	4.44.5
			1948 W. Smith	U.S.A.	4.41.0

World Record 4.26.9 1951 J. Marshall Australia

Olympic Record 4.41.0 1948 W. Smith U.S.A.

There were 61 entries from 34 nations and 51 participants from 29 nations

FIRST ROUND

July 28th

The first 24 qualified for the Semi-finals.

HEAT 1

1 Wardrop, J.	Great Britain	4.43.7
2 Tanaka, Ya	Japan	4.44.3
3 Gremowski, G.	Poland	4.49.0
4 Bernardo, J.	France	4.53.5
5 Ikonen, P.	Finland	4.55.7
6 Marks, G.	Ceylon	5.15.2
7 Mascetti, G.	Saar	5.31.2

HEAT 2

1 Furuhashi, H.	Japan	4.43.3
2 Drobinskij, V.	U.S.S.R.	4.56.5
3 Neo, C.	Singapore	4.57.5
4 Priggione, E.	Uruguay	5.12.1
5 Bardgett, W.	Bermuda	5.18.0
6 Monteiro, Fr.	Hong Kong	5.21.6

HEAT 3

1 McLane, J.	U.S.A.	4.46.5
2 Ford, D.	South Africa	4.50.2
3 Gilchrist, A.	Canada	4.52.5
4 Granados, E.	Spain	4.53.7
5 Zwanck, F.	Argentina	4.56.4
6 Capanema (Esberard), R.	Brazil	5.09.5
7 Schneider, W.	Switzerland	5.27.3

HEAT 4

1 Boiteux, J.	France	4.45.1
2 Johnston, Gr.	South Africa	4.52.3
3 Raznotshintsev, A.	U.S.S.R.	4.56.8

4 Steinwender, P.	Austria	5.03.6
5 Head, P.	Great Britain	5.04.2
6 Cheung, K.	Hong Kong	5.11.4

HEAT 5

1 Csordás, G.	Hungary	4.45.7
2 Konno, F.	U.S.A.	4.47.9
3 Tjebbes, J.	Holland	4.54.4
4 Bonacich, C.	Argentina	5.06.3
5 Olsen, P.	Norway	5.08.6
6 Paatsalo, P.	Finland	5.09.3
7 Cook, R.	Bermuda	5.15.4

HEAT 6

1 Östrand, P-O.	Sweden	4.38.6*
2 Kettesi, G.	Hungary	4.53.0
3 Agnew, G.	Australia	4.55.5
4 Woldum, R.	Norway	5.14.4
5 Aalto, E.	Finland	5.15.8

HEAT 7

1 Okamoto, T.	Brazil	4.46.1
2 Marshall, J.	Australia	4.46.8
3 McNamee, G.	Canada	4.53.5
4 Yantorno, S.	Argentina	4.54.5
5 Burns, R.	Great Britain	4.55.2
6 Nguyen Van, P.	Viet Nam	5.36.5

HEAT 8

1 Moore, W.	U.S.A.	4.43.2
2 Duncan, P.	South Africa	4.44.0
3 Tanaka, Yo	Japan	4.54.0
4 Romani, A.	Italy	5.05.1
5 Million, R.	France	5.07.0
6 Madeira, F.	Portugal	5.08.6
7 Ramzan, M.	Pakistan	5.45.7

SEMI-FINALS

July 29th

The first 8 qualified for the Final.

HEAT 1

1 Boiteux, J.	France	4.33.1*
2 Östrand, P-O.	Sweden	4.33.6
3 Wardrop, J.	Great Britain	4.41.1
4 McLane, J.	U.S.A.	4.42.2
5 Johnston, Gr.	South Africa	4.45.5
6 Gremowski, G.	Poland	4.47.4
7 Tanaka, Yo	Japan	4.48.0
8 Tjebbes, T.	Holland	5.01.9

HEAT 2

1 Moore, W.	U.S.A.	4.42.0
2 Tanaka, Ya	Japan	4.44.9
3 McNamee, G.	Canada	4.46.7
4 Marshall, J.	Australia	4.50.3
5 Ford, D.	South Africa	4.53.6
6 Bernardo, J.	France	4.56.0

HEAT 3


1 Konno, F.	U.S.A.	4.38.6
2 Duncan, P.	South Africa	4.41.7
3 Furuhashi, H.	Japan	4.44.2
4 Okamoto, T.	Brazil	4.46.2
5 Gilchrist, A.	Canada	4.52.4
6 Kettesi, G.	Hungary	4.54.3
7 Granados, E.	Spain	4.56.2

FINAL

July 30th

	100 m	200 m	300 m	400 m	
1 BOITEUX, J.	France	1.02.7	2.11.8	3.21.7	4.30.7 *
2 KONNO, F.	U.S.A.	1.02.7	2.11.9	3.22.5	4.31.3
3 ÖSTRAND, P-O.	Sweden	1.03.7	2.13.7	3.23.6	4.35.2
4 Duncan, P.	South Africa	1.04.3	2.15.6	3.27.8	4.37.9
5 Wardrop, J.	Great Britain	1.04.0	2.15.8	3.30.9	4.39.9
6 Moore, W.	U.S.A.	1.03.8	2.14.4	3.27.4	4.40.1
7 McLane, J.	U.S.A.	1.04.0	2.14.4	3.27.0	4.40.3
8 Furuhashi, H.	Japan	1.05.6	2.16.9	3.29.5	4.42.1

* = New Olympic Record.



The best in the 400 metres free style swimming. In the middle is the victor Boiteux, on the left Konno and on the right Östrand.



The duel between Konno and Hashizume in the 1500 metres free style.

1500 METRES FREE STYLE

Previous Olympic Winners

1904 E. Rausch	Germany	27.18.2	1924 A. Charlton	Australia	20.06.6
		(1.609 m)	1928 A. Borg	Sweden	19.51.8
1908 H. Taylor	Great Britain	22.48.4	1932 K. Kitamura	Japan	19.12.4
1912 G. R. Hodgson	Canada	22.00.0	1936 N. Terada	Japan	19.13.7
1920 N. Ross	U.S.A.	22.23.2	1948 J. McLane	U.S.A.	19.18.5

World Record 18.19.0 1949 H. Furuhashi, Japan

Olympic Record 19.12.4.1932 K. Kitamura, Japan

There were 43 entries from 26 nations and 37 participants from 22 nations

FIRST ROUND

July 31st

The first 8 qualified for the Final.

HEAT 1

1 Hashizume, S.	Japan . . .	18.34.0
2 Gremlowski, G.	Poland . .	19.17.5
3 Gutiérrez, O. T.	Mexico . .	19.18.9
4 Kelly dos Santos, S.	Brazil . . .	19.26.8
5 Johnston, Gr.	South Africa	19.27.1
6 McNamee, G.	Canada . .	20.02.5
7 Basanung, S.	Philippines	20.58.6

HEAT 2

1 McLane, J.	U.S.A. . . .	19.09.3
2 Lehmann, H-G.	Germany. .	19.17.9
3 Fierro M., E.	Mexico . . .	19.55.8
4 Agnew, G.	Australia	20.03.8
5 Schneider, W.	Switzerland	21.36.2
6 Ramzan, M.	Pakistan . .	23.44.3

HEAT 3

1 Okamoto, T.	Brazil . . .	19.05.6
2 Csordás, G.	Hungary . .	19.26.2
3 Aoki, Y.	Japan	19.27.0
4 Press, E.	U.S.S.R. . .	20.11.7
5 Bardgett, W.	Bermuda . .	21.42.4
6 Monteiro, Fr.	Hong Kong	22.26.7

HEAT 4

1 Boiteux, J.	France . .	19.12.3*
2 Woolsey, W.	U.S.A. . . .	19.24.6
3 Borja P., C.	Mexico . . .	19.43.3
4 Sreenan, R.	Great Britain	19.59.2
5 Lavrinenko, V.	U.S.S.R. . .	20.07.8
6 Cheung, K.	Hong Kong	20.50.2
7 Priggione, E.	Uruguay . .	21.11.9

HEAT 5

1 Konno, F.	U.S.A. . . .	18.53.7
2 Bernardo, J.	France . . .	19.06.5
3 Ford, D.	South Africa	19.27.6
4 Gilchrist, A.	Canada . . .	20.08.3

HEAT 6

1 Duncan, P.	South Africa	19.03.5
2 Marshall, J.	Australia . .	19.09.2
3 Kitamura	Japan	19.10.3
4 Granados, E.	Spain	19.45.9
5 Marks, G.	Ceylon	20.59.4
6 Cook, R.	Bermuda . . .	20.59.6
7 Woldum, R.	Norway . . .	21.19.5

* = New Olympic Record.



Konno finishes in front.

FINAL
August 2nd

		100 m	200 m	300 m	400 m	500 m
1 KONNO, F.	<i>U.S.A.</i>	1.07.0	2.19.6	3.32.4	4.47.2	6.01.5
2 HASHIZUME, S.	<i>Japan</i>	1.07.6	2.18.8	3.31.1	4.45.6	5.59.5
3 OKAMOTO, T.	<i>Brazil</i>	1.07.5	2.20.3	3.33.8	4.48.2	6.03.9
4 McLane, J.	<i>U.S.A.</i>	1.07.2	2.20.6	3.35.2	4.51.9	6.08.6
5 Bernardo, J.	<i>France</i>	1.08.4	2.22.8	3.38.4	4.54.2	6.10.8
6 Kitamura, Y.	<i>Japan</i>	1.08.4	2.22.4	3.37.1	4.52.5	6.08.8
7 Duncan, P.	<i>South Africa</i>	1.07.6	2.20.6	3.35.6	4.51.8	6.08.5
8 Marshall, J.	<i>Australia</i>	1.10.3	2.24.1	3.39.5	4.56.2	6.16.0



The 1500 metres free style medal-winners. Left to right: Hashizume, Konno and Okamoto.

600 m	700 m	800 m	900 m	1 000 m	1 100 m	1 200 m	1 300 m	1 400 m	1 500 m
7.16.2	8.31.5	9.46.6	11.01.6	12.17.0	13.31.6	14.46.7	16.02.7	17.18.0	18.30.3 *
7.13.9	8.28.9	9.44.4	10.59.3	12.14.7	13.30.1	14.46.7	16.04.2	17.22.8	18.41.4
7.19.8	8.36.4	9.54.4	11.12.4	12.30.8	13.49.7	15.06.5	16.23.5	17.40.2	18.51.3
7.25.5	8.42.0	9.58.8	11.15.6	12.32.9	13.50.0	15.07.3	16.23.7	17.39.6	18.51.5
7.27.8	8.45.2	10.02.1	11.18.9	12.35.5	13.53.2	15.10.0	16.26.8	17.41.3	18.59.1
7.25.5	8.41.8	9.59.1	11.16.4	12.34.4	13.51.7	15.08.8	16.27.2	17.44.4	19.00.4
7.25.8	8.43.8	10.01.9	11.19.3	12.37.1	13.55.6	15.17.1	16.33.6	17.57.2	19.12.1
7.34.9	8.57.0	10.17.0	11.39.3	13.01.5	14.23.6	15.46.0	17.10.7	18.32.0	19.53.4

* = New Olympic Record.

100 METRES BACK STROKE

Previous Olympic Winners

1908	A. Bieberstein	Germany	1.24.6	1928	G. H. Kojac	U.S.A.	1.08.2
1912	H. Hebner	U.S.A.	1.21.2	1932	Y. Kiyokawa	Japan	1.08.6
1920	W. Kealoha	U.S.A.	1.15.2	1936	A. Kiefer	U.S.A.	1.05.9
1924	W. Kealoha	U.S.A.	1.13.2	1948	A. Stack	U.S.A.	1.06.4

World Record 1.03.6 1949 A. Stack, U.S.A.

Olympic Record 1.05.9 1936 A. Kiefer, U.S.A.

There were 43 entries from 26 nations and 38 participants from 25 nations

FIRST ROUND

July 30th

The first 16 qualified for the Semi-finals.

HEAT 1

1	Bozon, G.	France	1.07.8
2	Stack, A.	U.S.A.	1.08.9
3	Wardrop, R.	Great Britain	1.09.9
4	Kurahashi, N.	Japan	1.10.7
5	Lopatin, V.	U.S.S.R.	1.10.8
6	Beaumont, L.	Canada	1.14.2
7	Shah, K.	India	1.18.3

HEAT 2

1	Galvao, P.	Argentina	1.08.1
2	Nishino, Y.	Japan	1.10.1
3	Mejía A., C.	Mexico	1.10.7
4	Koppelstätter, H.	Austria	1.11.9
5	Gericke, H.	Switzerland	1.12.6
6	Boniecki, J.	Poland	1.13.4
7	Surgey, E.	Portugal	1.13.7

HEAT 3

1	Taylor, J.	U.S.A.	1.07.2
2	Škanata, B.	Yugoslavia	1.07.5
3	Gonçalves, J.	Brazil	1.09.7
4	Bacík, L.	Czechoslov.	1.10.2
5	Nyéki, I.	Hungary	1.10.6
6	Salmon, P.	Canada	1.13.8
7	Pettersen, T.	Norway	1.15.4

HEAT 4

1	Oyakawa, Y.	U.S.A.	1.06.0
2	Meiring, N.	South Africa	1.08.5
3	Pavan, F.	Brazil	1.09.1
4	Van der Veen, J.	Holland	1.09.1
5	Barman, B.	India	1.27.3

HEAT 5

1	Brockway, W.	Great Britain	1.08.8
2	Zins, L.	France	1.09.7
3	Monteiro da Fonseca, I.	Brazil	1.09.9
4	Sagaiduk, L.	U.S.S.R.	1.11.4
5	Wu, Chuan-Yu	China	1.12.3
6	Barbeiro, E.	Portugal	1.13.0

HEAT 6

1	Massaria, E.	Italy	1.08.8
2	Solovjev, V.	U.S.S.R.	1.09.5
3	Hurring, L.	New Zealand	1.09.6
4	Gyöngyösi, L.	Hungary	1.10.0
5	O'Neill, Fr.	Australia	1.10.5
6	Martinen, E.	Finland	1.15.2

SWIM OFF FOR THE SEMI-FINALS

July 30th

1	Wardrop, R.	Great Britain	1.07.8
2	Monteiro da Fonseca, I.	Brazil	1.09.5

SEMI-FINALS

July 31st

The first 8 qualified for the Final.


HEAT 1

1	Oyakawa, Y.	U.S.A.	1.05.7*
2	Škanata, B.	Yugoslavia	1.07.8
3	Galvao, P.	Argentina	1.07.9
4	Stack, A.	U.S.A.	1.08.0
5	Brockway, W.	Great Britain	1.09.0
6	Pavan, F.	Brazil	1.10.2
7	Hurring, L.	New Zealand	1.10.2
8	Zins, I.	France	1.10.5


HEAT 2

1	Bozon, G.	France	1.06.6
2	Taylor, J.	U.S.A.	1.07.0
3	Meiring, N.	South Africa	1.07.6
4	Wardrop, R.	Great Britain	1.08.6
5	Solovjev, V.	U.S.S.R.	1.09.6
6	Gonçalves, J.	Brazil	1.09.7
7	Massaria, E.	Italy	1.09.7
8	Van der Veen, J.	Holland	1.10.5

* = New Olympic Record.



The medal-winners in the men's 100 metres back stroke. Left to right: Bozon , Oyakawa and Taylor.



The final of the men's 100 metres back stroke.

FINAL August 1st

1 OYAKAWA, Y.....	U.S.A	1.05.4*
2 BOZON, G.....	France	1.06.2
3 TAYLOR, J.....	U.S.A	1.06.4
4 Stack, A.....	U.S.A	1.07.6
5 Galvao, P.....	Argentina	1.07.7
6 Wardrop, R.....	Great Britain	1.07.8
7 Škanata, B.....	Yugoslavia	1.08.1
8 Meiring, N.....	South Africa	1.08.3

* = New Olympic Record.



The three best in the men's 100 metres breast stroke. On the left is Stassforth (second), in the middle Davies (winner) and on the right Klein (third).

Below The finish of the men's 200 metres breast stroke. Davies is narrowly in front of Stassforth, who is hidden in foam on lane 7. In third place is Klein on lane 5.

200 METRES BREAST STROKE

Previous Olympic Winners

1908 F. Holman	Great Britain	3.09.2	1928 Y. Tsuruta	Japan	2.48.8
1912 W. Bathe	Germany	3.01.8	1932 Y. Tsuruta	Japan	2.45.4
1920 H. Malmroth	Sweden	3.04.4	1936 T. Hamuro	Japan	2.42.5
1924 R. Skelton	U.S.A.	2.56.6	1948 J. Verdeur	U.S.A.	2.39.3

World Record 2.27.3 1952 H. Klein, Germany

Olympic Record 2.39.3 1948 J. Verdeur, U.S.A.

There were 45 entries from 29 nations and 40 participants from 27 nations

FIRST ROUND July 31st

The first 16 qualified for the Semi-finals.

HEAT 1

1 Nitzkowski, M.	U.S.A.	2.40.6
2 Joly dit Dumesnil, P.	France	2.43.4
3 Petruszewicz, M.	Poland	2.44.0
4 Tikka, J.	Finland	2.46.3
5 Barnes, B.	Great Britain	2.48.6
6 Kohn, R.	Luxemburg	2.59.3

HEAT 3

1 Komadel, L.	Czechoslov.	2.38.9*
2 Cossani, O.	Argentina	2.39.6
3 Kajikawa, T.	Japan	2.39.6
4 Ocampo, E. W.	Mexico	2.44.8
5 Mobiglia, O.	Brazil	2.46.1
6 Grilz, G.	Italy	Disqualified

HEAT 5

1 Holan, G.	U.S.A.	2.36.8*
2 Lusien, M.	France	2.40.9
3 Hirayama, N.	Japan	2.41.5
4 Grijó Filho, A.	Brazil	2.47.6
5 Suharko	Indonesia	2.51.3

HEAT 2

1 Davies, J.	Australia	2.39.7
2 Nagasawa, J.	Japan	2.40.4
3 Trojanovic, N.	Yugoslavia	2.42.4
4 Rask, B.	Sweden	2.45.3
5 Schoenmackers, L.	Belgium	2.46.5
6 Kurtshashov, J.	U.S.S.R.	2.47.3
7 Oehy, A.	Switzerland	2.54.8
8 Bashir, M.	Pakistan	3.01.3

HEAT 4

1 Stassforth, B.	U.S.A.	2.39.3
2 Hawkins, D.	Australia	2.41.2
3 Portelance, L.	Canada	2.42.5
4 Skriptshenkov, P.	U.S.S.R.	2.47.3
5 Barbieri, B.	Yugoslavia	2.47.3
6 Gleic, K.	Denmark	2.51.4
7 Skovajsa, V.	Czechoslov.	2.53.3

HEAT 6

1 Klein, H.	Germany	2.37.0
2 Buyze, D.	Holland	2.41.9
3 Borisenko, V.	U.S.S.R.	2.43.2
4 Kähkönen, A.	Finland	2.43.8
5 Sanguily		
Betancourt, M.	Cuba	2.44.5
6 Linhart, V.	Czechoslov.	2.48.0
7 Halloudah, A.	Egypt	2.50.5
8 Barbeiro, E.	Portugal	3.04.6

SEMI-FINALS July 31st

The first 8 qualified for the Final.

HEAT 1

1 Davies, J.	Australia	2.36.8
2 Komadel, L.	Czechoslov.	2.38.8
3 Hirayama, N.	Japan	2.39.1
4 Holan, G.	U.S.A.	2.39.2
5 Nitzkowski, M.	U.S.A.	2.41.4
6 Buyze, D.	Holland	2.42.6
7 Cossani, O.	Argentina	2.43.1
8 Portelance, L.	Canada	2.43.8

HEAT 2

1 Klein, H.	Germany	2.37.0
2 Kajikawa, T.	Japan	2.37.3
3 Stassforth, B.	U.S.A.	2.38.7
4 Nagasawa, J.	Japan	2.39.0
5 Lusien, M.	France	2.39.1
6 Hawkins, D.	Australia	2.39.8
7 Trojanovic, N.	Yugoslavia	2.41.8
8 Borisenko, V.	U.S.S.R.	2.46.2

FINAL

August 2nd

1 DAVIES, J.	Australia	2.34.4*
2 STASSFORTH, B.	U.S.A.	2.34.7
3 KLEIN, H.	Germany	2.35.9
4 Hirayama, N.	Japan	2.37.4
5 Kajikawa, T.	Japan	2.38.6
6 Nagasawa, J.	Japan	2.39.1
7 Lusien, M.	France	2.39.8
8 Komadel, L.	Czechoslovakia	2.40.1

* = New Olympic Record.

4 X 200 METRES RELAY

Previous Olympic Winners

1908	Great Britain	10.55.6
1912	Australia	10.11.2
1920	U.S.A.	10.04.4
1924	U.S.A.	9.53.4
1928	U.S.A.	9.36.2
1932	Japan	8.58.4
1936	Japan	8.51.5
1948	U.S.A.	8.46.0

World Record 8.29.4 1952 Yale University (Moore, McLane, Sheff, Thoman) U.S.A.

Olympic Record 8.46.0 1948 U.S.A. (Ris, Wolf, McLane, Smith)

There were 108 entries from 19 nations and 74 participants from 17 nations

FIRST ROUND

July 28th

The first 8 teams qualified for the Final.

HEAT 1			
1	<i>France</i>	Bernardo, J. 2.17.1 Eminente, A. 2.19.4 Jany, A. 2.11.6 Boiteux, J. 2.07.8	8.55.9
2	<i>Great Britain</i>	Botham, Fr. 2.20.8 Burns, R. 2.14.2 Welsh, Th. 2.15.2 Wardrop, J. 2.09.5	8.59.7
3	<i>Australia</i>	Aubrey, R. 2.15.6 O'Neill, Fr. 2.14.1 Agnew, G. 2.18.0 Marshall, J. 2.13.7	9.01.4
4	<i>U.S.S.R.</i>	Drobinskij, V. 2.14.2 Karmanov, V. 2.18.3 Meshkov, L. 2.15.3 Balandin, L. 2.14.1	9.01.9
5	<i>Italy</i>	Pedersoli, C. 2.17.5 Massaria, E. 2.21.3 Romani, A. 2.21.6 Paliaga, G. 2.17.5	9.17.9
6	<i>Finland</i>	Ikonen, P. 2.16.2 Paatsalo, P. 2.22.2 Valkeinen, M. 2.23.0 Telivuo, L. 2.25.2	9.26.6
HEAT 2			
1	<i>U.S.A.</i>	Wolf, W. 2.11.4 Sheff, D. 2.12.9 Dooley, Fr. 2.14.7 Jones, B. 2.11.9	8.50.9
2	<i>Hungary</i>	Csordás, G. 2.13.2 Gyöngyösi, L. 2.14.1 Kettesi, G. 2.15.0 Nyéki, I. 2.12.3	8.54.6
3	<i>South Africa</i>	Johnston, Gr. 2.15.3 Ford, D. 2.14.0	
4	<i>Brazil</i>	Durr, J. 2.17.7 Duncan, P. 2.11.7 de Melo Lara, H. 2.15.6 Kelly dos Santos, S. 2.19.0 Boghossian, A. 2.26.6 Gonçalves, J. 2.17.8	9.09.0
5	<i>Belgium</i>	Reynders, C. 2.22.3 Anthoon, J. 2.25.5 Anthoon, M. 2.28.6 Bierebeck, A. 2.29.1	9.45.5
HEAT 3			
1	<i>Japan</i>	Hamaguchi, Y. 2.10.1 Suzuki, H. 2.08.5 Goto, T. 2.14.0 Tanikawa, T. 2.09.5	8.42.1*
2	<i>Sweden</i>	Olander, R. 2.17.7 Larsson, G. 2.12.1 Johansson, O. 2.13.5 Östrand, P-O 2.09.0	8.52.3
3	<i>Argentina</i>	Zwanck, F. 2.18.0 Trabucco, M. 2.14.0 Galvaio, P. 2.12.9 Yantorno, S. 2.14.4	8.59.3
4	<i>Canada</i>	McNamee, G. 2.16.6 Beaumont, L. 2.20.5 Portelance, L. 2.17.9 Gilchrist, A. 2.15.9	9.10.9
5	<i>Poland</i>	Gremłowski, G. 2.22.9 Tolkaczewski, A. 2.19.7 Lewicki, J. 2.14.2 Boniecki, J. 2.16.9	9.13.7
6	<i>Mexico</i>	Isaac A., A. 2.20.3 Fierro M., E. 2.21.0 Borja P., C. 2.18.3 Gutiérrez O., T. 2.17.1	9.15.7

* = New Olympic Record.




The U.S.A. team in the 4 X 200 metres final. Left to right: Konno, Woolsey, Moore and McLane.

FINAL July 29th

1 U.S.A	Moore, W.	2.08.7	
	Woolsey, W.	2.09.3	
	Konno, F.	2.06.9	
	McLane, J.	2.06.2	8.31.1*
2 JAPAN	Suzuki, H.	2.07.0	
	Hamaguchi, Y.	2.08.1	
	Goto, T.	2.09.1	
	Tanikawa, T.	2.09.3	8.33.5
3 FRANCE	Bernardo, J.	2.14.0	
	Eminente, A.	2.14.3	
	Jany, A.	2.11.2	
	Boiteux, J.	2.06.4	8.45.9
4 Sweden	Svantesson, L.	2.15.8	
	Larsson, G.	2.10.4	
	Östrand, P-O.	2.09.4	
	Johansson, O.	2.11.2	8.46.8
5 Hungary	Gyöngyösi, L.	2.15.8	
	Csordás, G.	2.12.9	
	Kádas, G.	2.12.3	
	Nyéki, I.	2.11.6	8.52.6
6 Great Britain	Botham, Fr.	2.15.9	
	Burns, R.	2.13.4	
	Welsh, Th.	2.13.9	
	Wardrop, J.	2.09.7	8.52.9
7 South Africa	Johnston, Gr.	2.14.7	
	Ford, D.	2.14.7	
	Durr, J.	2.15.6	
	Duncan, P.	2.10.1	8.55.1
8 Argentine	Zwanck, F.	2.14.6	
	Trabucco, M.	2.14.6	
	Galvao, P.	2.13.9	
	Yantorno, S.	2.13.8	8.56.9

* = New Olympic Record.



The best in the men's springboard diving. Browning, the victor, is in the middle. On the left is Anderson, on the right Clotworthy.



Katalin Szöke leaves the pool after winning the women's 100 metres free style.

Below Katalin Szöke (right) and Judit Temes struggle for the 100 metres free style Gold Medal.

100 METRES FREE STYLE (WOMEN)

Previous Olympic Winners

1912 F. Durack	<i>Australia</i>	1.22.2	1928 A. Osipowitch	<i>U.S.A.</i>	1.11.0
1920 E. Bleibtrey	<i>U.S.A.</i>	1.13.6	1932 H. Madison	<i>U.S.A.</i>	1.06.8
1924 E. Lackie	<i>U.S.A.</i>	1.12.4	1936 H. Mastenbroek	<i>Holland</i>	1.05.9
	1948 G. Andersen	<i>Denmark</i>	1.06.3		

World Record 1.04.6 1936 W. den Ouden *Holland*

Olympic Record 1.05.9 1936 H. Mastenbroek *Holland*

There were 46 entries from 21 nations and 41 participants from 19 nations

FIRST ROUND July 26th

The first 16 qualified for the Semi-finals.

HEAT 1

1 Heyting-Schuhmacher, Irma	<i>Holland</i>	1.06.7
2 Novák, Ilona	<i>Hungary</i>	1.07.7
3 Rechlin, Elisabeth	<i>Germany</i>	1.08.5
4 Petersen, Mette	<i>Denmark</i>	1.09.6
5 Nardi, Maria	<i>Italy</i>	1.13.2
6 Yamashita, Sadako	<i>Japan</i>	1.13.2
7 Eager, Cynthia	<i>Hong Kong</i>	1.16.8

HEAT 3

1 Szöke, Katalin	<i>Hungary</i>	1.07.1
2 van Voorn, Koosje	<i>Holland</i>	1.07.4
3 Arene, Josette	<i>France</i>	1.09.1
4 Botham, Jean	<i>Great Britain</i>	1.10.5
5 Sakaguchi, Fumiko	<i>Japan</i>	1.14.6
6 Strong, Irene	<i>Canada</i>	1.15.1

HEAT 5

1 Temes, Judit	<i>Hungary</i>	1.05.5*
2 Andersen-Hveger, Ragnhild	<i>Denmark</i>	1.08.6
3 Berglund, Maud	<i>Sweden</i>	1.09.8
4 Preece, Lillian	<i>Great Britain</i>	1.10.0
5 Järvinen, Ritva	<i>Finland</i>	1.11.5
6 Verckist, Sybille	<i>Belgium</i>	1.13.7
7 Miyabe, Shizue	<i>Japan</i>	1.16.6

HEAT 2

1 Termeulen, Johanna	<i>Holland</i>	1.07.3
2 Andersen, Gretha	<i>Denmark</i>	1.08.0
3 Roberts, Judith	<i>U.S.A.</i>	1.08.3
4 Lundqvist, Marianne	<i>Sweden</i>	1.10.8
5 Schäferkord, Wera	<i>Germany</i>	1.10.9
6 Calligaris, Romana	<i>Italy</i>	1.11.0
7 Nazir, Dolly	<i>India</i>	1.24.6

HEAT 4

1 Harrison, Joan	<i>South Africa</i>	1.06.5
2 Alderson, Joan	<i>U.S.A.</i>	1.07.4
3 Barnwell, Angela	<i>Great Britain</i>	1.07.6
4 Fredin, Ingegärd	<i>Sweden</i>	1.08.0
5 Norton, Denise	<i>Australia</i>	1.11.8
6 Priestley, Gladys	<i>Canada</i>	1.13.4
7 Riuttala, Raili	<i>Finland</i>	1.13.5

HEAT 6

1 Stepan, Mariles	<i>U.S.A.</i>	1.07.7
2 McQuade, Marjory	<i>Australia</i>	1.07.9
3 Schultz, Ana	<i>Argentina</i>	1.10.6
4 Tanguy, Gaby	<i>France</i>	1.10.6
5 McNamee, Kay	<i>Canada</i>	1.12.9
6 Vaterlaus, Susy	<i>Switzerland</i>	1.16.8
7 Koivula, Ritva	<i>Finland</i>	1.17.3

SEMI-FINALS July 27th

The first 8 qualified for the Final.

HEAT 1

1 Alderson, Joan	<i>U.S.A.</i>	1.06.6
2 Heyting-Schuhmacher, Irma	<i>Holland</i>	1.06.7
3 Termeulen, Johanna	<i>Holland</i>	1.07.1
4 Stepan, Mariles	<i>U.S.A.</i>	1.07.4
5 Temes, Judit	<i>Hungary</i>	1.07.4
6 Andersen-Hveger, Ragnhild	<i>Denmark</i>	1.07.7
7 McQuade, Marjory	<i>Australia</i>	1.08.2
8 Fredin, Ingegärd	<i>Sweden</i>	1.08.7

HEAT 2

1 Harrison, Joan	<i>South Africa</i>	1.07.2
2 Szöke, Katalin	<i>Hungary</i>	1.07.2
3 Barnwell, Angela	<i>Great Britain</i>	1.07.2
4 Novák, Ilona	<i>Hungary</i>	1.07.8
5 van Voorn, Koosje	<i>Holland</i>	1.08.1
6 Andersen, Gretha	<i>Denmark</i>	1.08.2
7 Roberts, Judith	<i>U.S.A.</i>	1.08.2
8 Rechlin, Elisabeth	<i>Germany</i>	1.08.5

FINAL July 28th

1 SZÖKE, KATALIN	<i>Hungary</i>	1.06.8
2 TERMEULEN, JOHANNA	<i>Holland</i>	1.07.0
3 TEMES, JUDIT	<i>Hungary</i>	1.07.1
4 Harrison, Joan	<i>South Africa</i>	1.07.1
5 Alderson, Joan	<i>U.S.A.</i>	1.07.1
6 Heyting-Schuhmacher, Irma	<i>Holland</i>	1.07.3
7 Stepan, Mariles	<i>U.S.A.</i>	1.08.0
8 Barnwell, Angela	<i>Great Britain</i>	1.08.6

* = New Olympic Record.

400 METRES FREE STYLE (WOMEN)

Previous Olympic Winners

1924 M. Norelius	U.S.A.	6.02.2	1932 H. Madison	U.S.A.	5.28.5
1928 M. Norelius	U.S.A.	5.42.8	1936 H. Mastenbroek	Holland	5.26.4
			1948 A. Curtis	U.S.A.	5.17.8

World Record 5.00.1 1940 R. Hveger Denmark

Olympic Record 5.17.8 1948 A. Curtis U.S.A.

There were 37 entries from 20 nations and 34 participants from 17 nations

FIRST ROUND

July 31st

The first 24 qualified for the Semi-finals.

HEAT 1

1 Schultz, Ana	Argentine	5.26.1
2 Peters, Huguette	Belgium	5.29.8
3 Peetersen, Mette	Denmark	5.30.6
4 Wood, Grace	Great Britain	5.31.2
5 McNamee, Kay	Canada	5.50.5
6 Wielema, Geertje	Holland	6.02.6

HEAT 2

1 Andersen-Hveger, Ragnhild	Denmark	5.19.6
2 Székely, Éva	Hungary	5.20.9
3 Davies, Judy	Australia	5.21.2
4 Meulenkamp, Deliana	U.S.A.	5.21.4
5 Preece, Lillian	Great Britain	5.32.1
6 Verckist, Sybille	Belgium	5.40.1
7 Järvinen, Ritva	Finland	5.53.5

HEAT 3

1 Gyenge, Valéria	Hungary	5.22.6
2 Green, Carolyn	U.S.A.	5.23.8
3 Thomas, Colette	France	5.36.8
4 Rechlin, Elisabeth	Germany	5.38.0
5 Termeulen, Johanna	Holland	5.45.5
6 Priestley, Gladys	Canada	5.52.7
7 Eager, Cynthia	Hong Kong	5.55.8

HEAT 4

1 Kawamoto, Evelyn	U.S.A.	5.16.6*
2 Wilkinson, Daphne	Great Britain	5.16.6
3 Harrison, Joan	South Africa	5.21.8
4 Fredin, Ingegärd	Sweden	5.28.7
5 Jany, Ginette	France	5.32.6
6 Heyting-Schuhmacher, Irma	Holland	5.45.2
7 Yamashita, Sadako	Japan	5.48.4

HEAT 5

1 Novák, Éva	Hungary	5.19.1
2 Andersen, Gretha	Denmark	5.21.3
3 De Azevedo Coutinho da Silva Tavares, Piedade	Brazil	5.26.9
4 Norton, Denise	Australia	5.28.5
5 Lundqvist, Marianne	Sweden	5.34.4
6 Arene, Josette	France	5.44.1
7 Tamura, Misako	Japan	5.59.0

SEMI-FINALS

August 1st

The first 8 qualified for the Final.


HEAT 1

1 Kawamoto, Evelyn	U.S.A.	5.21.2
2 Novák, Éva	Hungary	5.21.3
3 Schultz, Ana	Argentine	5.22.0
4 Andersen, Gretha	Denmark	5.22.1
5 Harrison, Joan	South Africa	5.23.1
6 Davies, Judy	Australia	5.25.6
7 de Azevedo Coutinho da Silva Tavares, Piedade	Brazil	5.28.5
8 Fredin, Ingegärd	Sweden	Scratched

HEAT 2

1 Gyenge, Valéria	Hungary	5.16.9
2 Green, Carolyn	U.S.A.	5.18.3
3 Székely, Éva	Hungary	5.19.3
4 Andersen-Hveger, Ragnhild	Denmark	5.19.5
5 Wilkinson, Daphne	Great Britain	5.27.2
6 Meulenkamp, Deliana	U.S.A.	5.27.9
7 Norton, Denise	Australia	5.30.9
8 Peeters, Huguette	Belgium	5.36.5

* = New Olympic Record.




Gyenge, Hungary, wins the women's 400 metres free style.

FINAL August 2nd.

	100 m	200 m	300 m	400 m
1 GYENGE, VALÉRIA <i>Hungary</i>	1.13.3	2.34.2	3.53.5	5.12.1 *
2 NOVÁK, ÉVA <i>Hungary</i>	1.13.8	2.33.6	3.55.7	5.13.7
3 KAWAMOTO, EVELYN <i>U.S.A.</i>	1.12.7	2.32.9	3.54.9	5.14.6
4 Green, Carolyn <i>U.S.A.</i>	1.12.8	2.34.3	3.56.2	5.16.5
5 Andersen-Hveger Ragnhild <i>Denmark</i>	1.11.7	2.32.8	3.56.2	5.16.9
6 Székely, Éva <i>Hungary</i>	1.13.4	2.37.2	3.55.8	5.17.9
7 Schultz, Ana <i>Argentine</i>	1.13.3	2.36.2	4.00.4	5.24.0
8 Andersen, Gretha <i>Denmark</i>	1.14.5	2.36.5	4.02.5	5.27.7

* = New Olympic Record.



Start of the second heat in the women's 100 metres back stroke.

100 METRES BACK STROKE (WOMEN)

Previous Olympic Winners

1924 S. Bauer	<i>U.S.A.</i>	1.23.2	1932 E. Holm	<i>U.S.A.</i>	1.19.4
1928 M. Braun	<i>Holland</i>	1.22.0	1936 N. Senff	<i>Holland</i>	1.18.9
			1948 K. Harup	<i>Denmark</i>	1.14.4

World Record
1939 C. Kint *Holland* 1.10.9

Olympic Record
1948 K. Harup *Denmark* 1.14.4

There were 26 entries from 18 nations and
20 participants from 14 nations

FIRST ROUND July 29th

The first 8 qualified for the Final.

HEAT 2

1 Van der Horst, Hendrika	<i>Holland</i>	1.17.0
2 Herrbruck, Gertrud	<i>Germany</i>	1.17.8
3 Freeman, Mary	<i>U.S.A.</i>	1.18.0
4 Groba Oliveira, Edith	<i>Brazil</i>	1.20.0
5 Fisher, Lenora	<i>Canada</i>	1.22.9
6 Milnikiel, Irena	<i>Poland</i>	1.25.5
7 Gontersweiler, Doris	<i>Switzerland</i>	1.26.5


HEAT 3

1 Harrison, Joan	<i>South Africa</i>	1.14.7
2 De Korte, Johanna	<i>Holland</i>	1.15.8
3 Musgrove, Pauline	<i>Great Britain</i>	1.19.6
4 Hunyadfi, Magda	<i>Hungary</i>	1.19.6
5 O'Connor, Coralic	<i>U.S.A.</i>	1.19.7
6 Westesson, Margareta	<i>Sweden</i>	1.22.7
7 Herbers, Erna	<i>Germany</i>	1.23.1

HEAT 1

1 Wielema, Geertje	<i>Holland</i>	1.13.8*
2 Stewart, Jean	<i>New Zealand</i>	1.16.0
3 McDowall, Margaret	<i>Great Britain</i>	1.17.5
4 Stark, Barbara	<i>U.S.A.</i>	1.17.9
5 Olsen, Gerda	<i>Denmark</i>	1.20.1
6 Haaranen, Anneli	<i>Finland</i>	1.21.7

* = New Olympic Record.



The medals for the women's 100 metres back stroke have been distributed. Left to right: Wielema, Harrison and Stewart.

FINAL July 31st

1	HARRISON, JOAN	South Africa	1.14.3
2	WIELEMA, GEERTJE	Holland	1.14.5
3	STEWART, JEAN	New Zealand	1.15.8
4	De Korte, Johanna	Holland	1.15.8
5	Stark, Barbara	U.S.A.	1.16.2
6	Herrbruck, Gertrud	Germany	1.18.0
7	McDowall, Margaret	Great Britain	1.18.4
	Van der Horst, Hendrika	Holland	disqualified



Éva Székely sets up a new Olympic record for the women's 200 metres breast stroke.

200 METRES BREAST STROKE (WOMEN)

Previous Olympic Winners

1924	L. Morton	<i>Great Britain</i>	3.33.2
1928	H. Schrader	<i>Germany</i>	3.12.6
1932	C. Dennis	<i>Australia</i>	3.06.3
1936	H. Maehata	<i>Japan</i>	3.03.6
1948	P. van Vliet	<i>Holland</i>	2.57.2

World Record 2.48.5 1950 É. Novák Hungary

Olympic Record 2.57.2 1948 P. van Vliet Holland

There were 35 entries from 20 nations and 34 participants from 19 nations

FIRST ROUND

July 26th

The first 16 qualified for the Semi-finals.

HEAT 1

1	Novák, Éva	.. Hungary ..	2.54.0*
2	Happe, Ursula	.. Germany ..	3.02.7
3	Bruins, Hendrika	Holland ..	3.04.7
4	Kostina, Vera	... U.S.S.R...	3.07.3
5	Alberts, Ilse	... Austria....	3.12.5
6	Peters, Gail	... U.S.A.....	3.13.3
7	Knabenhans, Margrit	... Switzerland	3.17.4

HEAT 3

1	Gordon, Helen	.. GreatBritain	2.58.6
2	Killermann, Klára	Hungary ..	2.59.1
3	Sakamoto, Kazuko	Japan	3.02.7
4	Lusien, Odette	.. France....	3.06.7
5	Ward Petersen, Eileen Denmark..	3.09.3
6	Saha, Arati India	3.40.8

HEAT 2

1	Bonnier, Elisabeth	Holland... ..	3.00.6
2	Lyons, Nancy	.. Australia... ..	3.04.4
3	Harris, Valerie	.. GreatBritain	3.04.6
4	Zenzivejeva, Rosa	U.S.S.R... ..	3.10.5
5	Cornell, Julia U.S.A.....	3.17.7
6	Kwok, Irene Hong Kong	3.19.2
	Mroz, Aleksandra	Poland	Disqualified

HEAT 4

1	Székely, Éva Hungary ..	2.55.1
2	Vergauwen, Raymonda Belgium....	3.02.8
3	Wrigley, Jean	.. GreatBritain	3.04.5
4	Mäkelä, Kaija	.. Finland ..	3.04.7
5	Jensen, Kirsten	.. Denmark..	3.07.5
6	Strong, Irene	.. Canada ..	3.13.5
7	Nazir, Dolly India	3.37.9

HEAT 5

1	Hansen, Jytte Denmark ..	2.57.7
2	Garritsen, Petronella Holland ..	2.59.4
3	Eklund, Ulla-Britt	Sweden	3.01.2
4	Gavrish, Marija	.. U.S.S.R. ..	3.01.6
5	Aoki, Masayo	.. Japan	3.05.6
6	Sehorn, Della	.. U.S.A.....	3.13.7
7	Kobi, Liselotte	.. Switzerland	3.22.0

SEMI-FINALS

July 27th

The first 8 qualified for the Final.

HEAT 1

1	Novák, Éva Hungary ..	2.55.8
2	Killermann, Klára	Hungary ..	2.56.5
3	Gavrish, Marija	.. U.S.S.R. ..	2.58.6
4	Hansen, Jytte Denmark ..	2.59.5
5	Bonnier, Elisabeth	Holland ..	3.00.3
6	Bruins, Hendrika	Holland ..	3.02.4
7	Sakamoto, Kazuko	Japan	3.04.2
8	Lyons, Nancy	.. Australia... ..	3.05.6

HEAT 2

1	Székely, Éva Hungary ..	2.54.0*
2	Gordon, Helen	.. GreatBritain	2.57.8
3	Garritsen, Petronella Holland ..	2.59.5
4	Eklund, Ulla-Britt	Sweden	2.59.6
5	Vergauwen, Raymonda Belgium ..	3.02.6
6	Wrigley, Jean	.. GreatBritain	3.03.2
7	Happe, Ursula	.. Germany ..	3.03.8
8	Mäkelä, Kaija	.. Finland.. ..	3.06.2

FINAL

July 29th

1	SZÉKELY, ÉVA Hungary.....	2.51.7*
2	NOVÁK, ÉVA Hungary.....	2.54.4
3	GORDON, HELEN	... Great Britain	2.57.6
4	Killermann, Klára Hungary.....	2.57.6
5	Hansen, Jytte Denmark ..	2.57.8
6	Gavrish, Marija U.S.S.R.....	2.58.9
7	Eklund, Ulla-Britt Sweden	3.01.8
8	Garritsen, Petronella Holland	3.02.1

* = New Olympic Record.



Hungary's Gold Medal team in the women's 4 X 100 metres relay. From the left: Ilona Novák, Judit Temes, Éva Novák and Katalin Szöke.

FINAL August 1st

1	HUNGARY	Novák, Ilona	1.07.8				
		Temes, Judit	1.05.8				
		Novák, Éva	1.05.1				
		Szöke, Katalin	1.05.7	4.24.4**			
2	HOLLAND	Linssen-Vaessen, Marie-Louise	1.08.1				
		Van Voorn, Koosje	1.07.8				
		Termeulen, Johanna	1.06.5				
		Heyting-Schuhmacher, Irma	1.06.6	4.29.0			
3	U.S.A	Lavine, Jacqueline	1.08.1				
		Stepan, Marilee	1.07.7				
		Alderson, Joan	1.06.3				
		Kawamoto, Evelyn	1.08.0	4.30.1			
4	Denmark	Larsen, Rita	1.10.1				
		Petersen, Mette	1.08.6				
		Andersen, Gretha	1.10.5				
		Andersen-Hveger, Ragnhild	1.07.0	4.36.2			
5	<i>Great Britain</i>	Linton, Phyllis	1.10.1				
		Botham, Jean	1.09.7				
		Barnwell, Angela	1.07.8				
		Preece, Lillian	1.10.2	4.37.8			
6	<i>Sweden</i>	Lundqvist, Marianne	1.10.7				
		Anderson, Anita	1.10.2				
		Berglund, Maud	1.10.3				
		Fredin, Ingegärd	1.07.8	4.39.0			
7	<i>Germany</i>	Rechlin, Elisabeth	1.09.2				
		Schäferkord, Wera	1.10.0				
		Jansen, Kati	1.12.4				
		Jacobs, Gisela	1.08.7	4.40.3			
8	<i>France</i>	Tanguy, Gaby	1.11.2				
		Morandini, Maryse	1.12.5				
		Jany, Ginette	1.09.8				
		Arene, Josette	1.10.6	4.44.1			

** = New World Record.