

100 METRES FREE STYLE*Previous Olympic Winners*

1896	A. Hajos	<i>Hungary</i>	m.	s.	1928	J. Weissmuller	<i>U.S.A.</i>	sec.
			1	22.2				58.6
1908	C. M. Daniels	<i>U.S.A.</i>	1	05.6	1932	Y. Miyazaki	<i>Japan</i>	58.2
1912	D. Kahanamoku	<i>U.S.A.</i>	1	03.4	1936	F. Csik	<i>Hungary</i>	57.6
1920	D. Kahanamoku	<i>U.S.A.</i>	1	01.4	1948	W. Ris	<i>U.S.A.</i>	57.3
1924	J. Weissmuller	<i>U.S.A.</i>		59.0	1952	C. Scholes	<i>U.S.A.</i>	57.4

World Record : 54.8 sec., R. Cleveland (*U.S.A.*), 1954.

Olympic Record : 57.1 sec., C. Scholes (*U.S.A.*), 1952.


There were 34 entries from 19 nations ; 34 participants from 19 nations.

FIRST ROUND

The first 16 qualified for the Semi-finals.

HEAT 1				HEAT 2			
		sec				sec	
1.	J. Henricks	<i>Australia</i>	57.3	1.	M. Koga	<i>Japan</i>	57.7
2.	R. Hanley	<i>U.S.A.</i>	57.8	2.	A. Eminente	<i>France</i>	58.0
3.	W. Steuart	<i>South Africa</i>	59.2	3.	V. Sorokine	<i>U.S.S.R.</i>	58.6
4.	L. Balandine	<i>U.S.S.R.</i>	59.6	4.	Kin-Man Cheung	<i>Hong Kong</i>	59.8
5.	H. Köhler	<i>Germany</i>	59.8	5.	H. Bleeker	<i>Germany</i>	60.1
6.	K. Käyhkö	<i>Finland</i>	59.8	6.	S. Martinez	<i>Colombia</i>	60.2
7.	A. Laurent	<i>Belgium</i>	60.7	7.	P. Duncan	<i>South Africa</i>	60.4
HEAT 3				HEAT 4			
1.	J. Devitt	<i>Australia</i>	57.2	1.	L. Patterson	<i>U.S.A.</i>	56.8*
2.	P. Pucci	<i>Italy</i>	58.3	2.	A. Tani	<i>Japan</i>	57.1
3.	H. Suzuki	<i>Japan</i>	58.4	3.	C. Pedersoli	<i>Italy</i>	58.5
4.	P. Voell	<i>Germany</i>	58.4	4.	H. de Melo Lara	<i>Brazil</i>	59.9
5.	K. Williams	<i>Gt. Britain and N. Ireland</i>	59.4	5.	H. Nasution	<i>Indonesia</i>	60.1
6.	D. Ford	<i>South Africa</i>	59.5	6.	A. Jany	<i>France</i>	60.2
7.	S. Bajaj	<i>India</i>	61.6				
HEAT 5							
						sec.	
1.	G. Chapman	<i>Australia</i>	57.8				
2.	W. Woolsey	<i>U.S.A.</i>	58.2				
3.	R. Roberts	<i>Gt. Britain and N. Ireland</i>	58.3				
4.	G. Dobay	<i>Hungary</i>	58.5				
5.	G. Park	<i>Canada</i>	58.8				
6.	D. Arabani	<i>Philippines</i>	60.2				
7.	Shiu-Ming Wan	<i>Hong Kong</i>	60.7				

* New Olympic Record.





From left—Devitt, Henricks, and Chapman.

SEMI-FINALS

The first 8 Qualified for the Final.

SEMI-FINAL 1

		sec.
1. J. Henricks	<i>Australia</i>	55.7*
2. R. Hanley	<i>U.S.A.</i>	56.9
3. A. Tani	<i>Japan</i>	57.4
4. A. Eminente	<i>France</i>	58.0
5. H. Suzuki	<i>Japan</i>	58.0
6. V. Sorokine	<i>U.S.S.R.</i>	58.2
7. P. Pucci	<i>Italy</i>	58.8
8. C. Pedersoli	<i>Italy</i>	59.0

SEMI-FINAL 2

		sec.
1. J. Devitt	<i>Australia</i>	56.4
2. G. Chapman	<i>Australia</i>	56.9
3. L. Patterson	<i>U.S.A.</i>	57.1
4. W. Woolsey	<i>U.S.A.</i>	58.0
5. G. Dobay	<i>Hungary</i>	58.1
6. M. Koga	<i>Japan</i>	58.1
7. P. Voell	<i>Germany</i>	58.6
8. R. Roberts	<i>Gt. Britain and N. Ireland</i>	58.9

FINAL

		sec.
1. J. HENRICKS	<i>Australia</i>	55.4*
2. J. DEVITT	<i>Australia</i>	55.8
3. G. CHAPMAN	<i>Australia</i>	56.7
4. L. Patterson	<i>U.S.A.</i>	57.2
5. R. Hanley	<i>U.S.A.</i>	57.6
6. W. Woolsey	<i>U.S.A.</i>	57.6
7. A. Tani	<i>Japan</i>	58.0
8. A. Eminente	<i>France</i>	58.1

* New Olympic Record.

400 METRES FREE STYLE*Previous Olympic Winners*

			m.	s.
1904	C. M. Daniels	U.S.A. (402 m.)	6	16.2
1908	H. Taylor	Great Britain	5	36.8
1912	G. R. Hodgson	Canada	5	24.4
1920	N. Ross	U.S.A.	5	26.8
1924	J. Weissmuller	U.S.A.	5	04.2
1928	U. A. Zorilla	Argentine	5	01.6
1932	C. L. Crabbe	U.S.A.	4	48.4
1936	J. Medica	U.S.A.	4	44.5
1948	W. Smith	U.S.A.	4	41.0
1952	J. Boiteux	France	4	30.7

World Record : 4 m. 26.7 sec., F. Konno (U.S.A.), 1954.

Olympic Record : 4 m. 30.7 sec., J. Boiteux (France), 1952.

There were 39 entries from 22 nations ; 32 participants from 19 nations.

FIRST ROUND

The first 8 qualified for the Final.

HEAT 1				HEAT 2					
		m.	s.			m.	s.		
1.	K. O'Halloran	Australia	4	36.9	1.	J. Wardrop	Gt. Britain and N. Ireland	4	39.8
2.	K. Nonoshita	Japan	4	37.4	2.	A. Briscoe	South Africa	4	41.4
3.	A. Romani	Italy	4	37.6	3.	G. Oneke	U.S.A.	4	41.6
4.	W. Woolsey	U.S.A.	4	38.2	4.	H. Köhler	Germany	4	43.5
5.	S. Kelly dos Santos	Brazil	4	48.8	5.	H. Nasution	Indonesia	4	44.0
6.	U. Babol	Philippines	4	53.4	6.	P. Ostrand	Sweden	4	45.9
7.	Shiu-Ming Wan	Hong Kong	5	02.6	7.	G. Martinez	Colombia	4	51.4
					8.	R. Martin	Cuba	4	58.2

Rose winning the 400 metres.



XVI OLYMPIAD

HEAT 3

		m.	s.
1. G. Breen	<i>U.S.A.</i>	4	35.7
2. P. Duncan	<i>South Africa</i>	4	46.7
3. K. Käyhkö	<i>Finland</i>	4	49.6
4. Y. Noda	<i>Japan</i>	4	49.9
5. G. Montserret	<i>France</i>	4	52.6

HEAT 4

		m.	s.
1. G. Winram	<i>Australia</i>	4	34.5
2. J. Boiteux	<i>France</i>	4	37.9
3. W. Slater	<i>Canada</i>	4	40.4
4. N. McKechnie	<i>Gt. Britain and N. Ireland</i>	4	42.6
5. B. Nikitine	<i>U.S.S.R.</i>	4	42.8
6. W. Steuart	<i>South Africa</i>	4	43.0
7. B. Sailani	<i>Philippines</i>	4	49.0

HEAT 5

		m.	s.
1. M. Rose	<i>Australia</i>	4	31.7
2. T. Yamanaka	<i>Japan</i>	4	31.8
3. H. Zierold	<i>Germany</i>	4	35.7
4. J. Ats	<i>Hungary</i>	4	47.6
5. J. Collignon	<i>France</i>	4	49.3

FINAL

1. M. ROSE,
Australia

m.	s.	m.	s.
1	03.1		
1	08.5		
1	08.9		
1	06.8		
<hr/>		4	27.3*

2. T. YAMANAKA,
Japan

m.	s.	m.	s.
1	02.6		
1	09.0		
1	09.7		
1	09.1		
<hr/>		4	30.4

3. G. BREEN,
U.S.A.

m.	s.	m.	s.
1	02.6		
1	09.4		
1	10.4		
1	10.1		
<hr/>		4	32.5

4. K. O'Halloran,
Australia

m.	s.	m.	s.
1	05.4		
1	08.8		
1	09.9		
1	08.8		
<hr/>		4	32.9

5. H. Zierold,
Germany

m.	s.	m.	s.
1	03.5		
1	10.9		
1	11.9		
1	08.3		
<hr/>		4	34.6

6. G. Winram,
Australia

m.	s.	m.	s.
1	05.3		
1	09.4		
1	10.7		
1	09.5		
<hr/>		4	34.9

7. K. Nonoshita,
Japan

m.	s.	m.	s.
1	04.4		
1	10.8		
1	12.3		
1	10.7		
<hr/>		4	38.2

8. A. Romani,
Italy

m.	s.	m.	s.
1	04.6		
1	11.0		
1	13.8		
1	12.3		
<hr/>		4	41.7

* New Olympic Record.

1,500 METRES FREE STYLE


Previous Olympic Winners

		m.	s.
1904	E. Rausch	<i>Germany</i>	(1,609 m.) 27 18.2
1908	H. Taylor	<i>Great Britain</i>	22 48.4
1912	G. R. Hodgson	<i>Canada</i>	22 00.0
1920	N. Ross	<i>U.S.A.</i>	22 23.2
1924	A. Charlton	<i>Australia</i>	20 06.6
1928	A. Borg	<i>Sweden</i>	19 51.8
1932	K. Kitamura	<i>Japan</i>	19 12.4
1936	N. Terada	<i>Japan</i>	19 13.7
1948	J. McLane	<i>U.S.A.</i>	19 18.5
1952	F. Konno	<i>U.S.A.</i>	18 30.0

World Record : 17m.59.5sec., M. Rose (*Australia*), 1956.

Olympic Record : 18m.30.0sec., F. Konno (*U.S.A.*), 1952.

There were 28 entries from 15 nations ; 20 participants from 11 nations.



Rose, Yamanaka, and Breen finished in that order in both 400 and 1,500 metres.

FIRST ROUND

The first 8 qualified for the Final.

HEAT 1											
1. M. Rose, Australia		2. T. Yamanaka, Japan		3. W. Slater, Canada		4. G. Montserret, France		5. G. Csordás, Hungary			
m.	s.	m.	s.	m.	s.	m.	s.	m.	s.	m.	s.
1	05.7	1	04.9	1	08.2	1	08.4	1	08.0		
2	17.6	2	16.8	2	22.8	2	24.3	2	24.7		
3	30.2	3	29.4	3	37.2	3	40.7	3	40.2		
4	43.3	4	41.5	4	52.0	4	58.6	4	57.9		
5	56.3	5	54.0	6	06.8	6	16.0	6	17.2		
7	09.4	7	06.5	7	22.6	7	33.7	7	36.0		
8	22.6	8	19.0	8	38.4	8	51.1	8	55.5		
9	35.2	9	32.0	9	54.3	10	08.6	10	16.3		
10	48.1	10	45.3	11	10.4	11	26.5	11	37.3		
12	00.5	11	59.2	12	26.3	12	44.6	12	59.3		
13	13.4	13	12.4	13	42.2	14	02.7	14	19.1		
14	26.2	14	26.1	14	59.6	15	20.3	15	00.0		
15	39.4	15	39.9	16	17.6	16	38.8	17	01.3		
16	53.2	16	54.0	17	34.6	17	58.3	18	22.9		
<hr/>		<hr/>		<hr/>		<hr/>		<hr/>			
18 04.1*		18 04.3		18 51.6		19 17.4		19 44.2			

* New Olympic Record.

XVI OLYMPIAD

HEAT 2

1. G. Winram, <i>Australia</i>		2. Y. Aoki, <i>Japan</i>		3. G. Onekea, <i>U.S.A.</i>		4. P. Duncan, <i>South Africa</i>		5. R. Martin, <i>Cuba</i>			
m.	s.	m.	s.	m.	s.	m.	s.	m.	s.	m.	s.
1	08.0	1	06.1	1	08.5	1	06.7	1	08.4		
2	21.3	2	18.8	2	23.3	2	19.6	2	24.2		
3	35.3	3	33.4	3	39.0	3	36.2	3	43.4		
4	49.9	4	48.4	4	55.8	4	54.6	4	50.1		
6	05.0	6	03.8	6	13.5	6	14.4	6	25.3		
7	20.2	7	19.6	7	31.2	7	36.3	7	47.0		
8	35.2	8	35.3	8	49.3	8	59.6	8	08.3		
9	50.4	9	51.1	10	07.4	10	22.6	10	30.6		
11	05.7	11	06.5	11	25.8	11	46.4	11	53.0		
12	20.7	12	22.6	12	44.9	12	09.3	12	43.3		
13	36.5	13	38.2	14	03.3	14	32.2	14	36.2		
14	52.2	14	53.8	15	21.4	15	55.0	15	57.6		
16	08.1	16	09.7	16	39.6	17	17.2	17	19.3		
17	23.5	17	25.4	17	57.6	18	39.5	18	41.5		
<hr/>		<hr/>		<hr/>		<hr/>		<hr/>		<hr/>	
18 35.7		18 36.0		19 13.8		19 58.5		19 59.9			

HEAT 3

1. G. Breen, <i>U.S.A.</i>		2. S. Záborsky, <i>Hungary</i>		3. J. Collignon, <i>France</i>		4. B. Sailani, <i>Philippines</i>		5. G. Androssov, <i>U.S.S.R.</i>			
m.	s.	m.	s.	m.	s.	m.	s.	m.	s.	m.	s.
1	02.4	1	10.2	1	09.9	1	07.0	1	10.6		
2	13.4	2	26.2	2	24.7	2	20.4	2	26.8		
3	25.6	3	43.2	3	39.7	3	35.6	3	43.4		
4	38.6	5	00.0	4	55.8	4	53.0	4	00.4		
5	51.9	6	16.4	6	12.7	6	09.8	6	17.4		
7	04.6	7	32.1	7	29.5	7	27.8	7	34.3		
8	17.7	8	47.6	8	47.7	8	46.4	8	51.2		
9	29.9	10	02.8	10	04.2	10	05.0	10	09.6		
10	41.6	11	19.1	11	22.1	11	24.0	11	28.2		
11	53.2	12	35.6	12	39.6	12	43.4	12	48.4		
13	05.1	13	52.5	13	58.0	14	02.5	14	07.4		
14	16.8	15	10.3	15	16.6	15	21.7	15	27.1		
15	27.8	16	27.1	16	36.2	16	41.6	16	45.3		
16	40.1	17	45.1	17	54.5	18	01.5	18	04.2		
<hr/>		<hr/>		<hr/>		<hr/>		<hr/>		<hr/>	
17 52.9**		19 01.2		19 10.8		19 16.8		19 22.6			

6. H.-J. Reich,
Germany

m.	s.	m.	s.	m.	s.
1	10.5	10	19.0		
2	22.2	11	37.9		
3	44.2	12	57.2		
5	02.7	14	16.0		
6	21.0	15	34.7		
7	40.8	16	53.8		
9	00.2	18	12.3		
<hr/>		<hr/>		<hr/>	
				19 28.6	

HEAT 4

1. M. Garretty, <i>Australia</i>		2. J. Boiteux, <i>France</i>		3. S. Yagi, <i>Japan</i>		4. D. Radcliff, <i>U.S.A.</i>			
m.	s.	m.	s.	m.	s.	m.	s.	m.	s.
1	05.6	1	07.0	1	07.9	1	07.9	1	07.9
2	17.7	2	20.0	2	21.5	2	21.5	2	22.0
3	30.4	3	34.4	3	36.5	3	36.5	3	37.4
4	43.8	4	48.6	4	51.7	4	51.7	4	52.5
5	57.8	6	02.8	6	06.2	6	06.2	6	07.3
7	12.2	7	16.6	7	21.4	7	21.4	7	23.2
8	26.3	8	32.5	8	36.7	8	36.7	8	39.6
9	40.4	9	49.0	9	52.8	9	52.8	9	57.7
10	54.9	11	06.3	11	09.9	11	09.9	11	15.4
12	10.2	12	23.0	12	27.7	12	27.7	12	34.2
13	25.6	13	39.0	13	45.5	13	45.5	13	53.8
14	41.4	14	56.1	15	03.5	15	03.5	15	13.7
15	56.6	16	14.0	16	21.7	16	21.7	16	32.6
17	12.3	17	31.9	17	40.2	17	40.2	17	51.3
<hr/>		<hr/>		<hr/>		<hr/>		<hr/>	
18 27.4		18 46.6		18 57.3		19 09.6			

** New World Record and New Olympic Record.

FINAL

1. M. ROSE, <i>Australia</i>		2. T. YAMANAKA, <i>Japan</i>		3. G. BREEN, <i>U.S.A.</i>		4. M. Garretty, <i>Australia</i>	
m.	s.	m.	s.	m.	s.	m.	s.
1	04.8	1	05.1	1	04.5	1	06.9
2	14.7	2	15.4	2	14.6	2	19.4
3	27.3	3	27.5	3	27.1	3	31.8
4	39.6	4	39.9	4	39.6	4	45.3
5	52.2	5	52.8	5	52.4	5	59.1
7	05.8	7	05.3	7	05.2	7	12.6
8	18.8	8	18.8	8	18.3	8	26.7
9	31.8	9	31.6	9	31.8	9	40.9
10	43.7	10	45.0	10	44.6	10	55.7
11	55.8	11	57.8	11	57.1	12	11.4
13	08.0	13	10.8	13	10.9	13	26.9
14	20.7	14	24.8	14	24.6	14	41.9
15	34.0	15	38.1	15	39.3	15	58.1
16	47.0	16	51.4	16	54.3	17	12.9
<hr/>		<hr/>		<hr/>		<hr/>	
17 58.9		18 00.3		18 08.2		18 26.5	
5. W. Slater, <i>Canada</i>		6. J. Boiteux, <i>France</i>		7. Y. Aoki, <i>Japan</i>		8. G. Winram, <i>Australia</i>	
m.	s.	m.	s.	m.	s.	m.	s.
1	09.9	1	06.9	1	07.1	1	07.0
2	25.4	2	22.9	2	19.9	2	18.6
3	40.7	3	33.9	3	33.6	3	33.6
4	55.5	4	48.5	4	48.8	4	47.6
6	10.6	6	04.1	6	04.6	6	03.8
7	25.9	7	20.0	7	20.4	7	19.9
8	40.6	8	35.8	8	36.4	8	36.2
9	55.2	9	51.4	9	52.5	9	52.2
11	10.2	11	06.8	11	08.9	11	08.7
12	25.3	12	22.2	12	25.1	12	26.4
13	40.4	13	38.4	13	40.8	13	44.8
14	56.5	14	54.5	14	55.8	15	04.0
16	12.2	16	10.6	16	11.0	16	24.3
17	27.8	17	27.7	17	28.0	17	44.8
<hr/>		<hr/>		<hr/>		<hr/>	
18 38.1		18 38.3		18 38.3		19 06.2	

100 METRES BACKSTROKE

Previous Olympic Winners

			m.	s.
1908	A. Bieberstein	<i>Germany</i>	1	24.6
1912	H. Hebner	<i>U.S.A.</i>	1	21.2
1920	W. Kealoha	<i>U.S.A.</i>	1	15.2
1924	W. Kealoha	<i>U.S.A.</i>	1	13.2
1928	G. H. Kojac	<i>U.S.A.</i>	1	08.2
1932	Y. Kiyokawa	<i>Japan</i>	1	08.6
1936	A. Kiefer	<i>U.S.A.</i>	1	05.9
1948	A. Stack	<i>U.S.A.</i>	1	06.4
1952	Y. Oyakawa	<i>U.S.A.</i>	1	05.4

World Record : 1 m. 01.5 sec., A. Wiggins (*U.S.A.*), 1955.

Olympic Record : 1 m. 05.4 sec., Y. Oyakawa (*U.S.A.*), 1952.

There were 26 entries from 16 nations ; 25 participants from 14 nations.

FIRST ROUND

The first 16 qualified for the Semi-finals.

HEAT 1			HEAT 2						
		m.	s.			m.	s.		
1.	R. Christophe	<i>France</i>	1	04.2*	1.	G. Sykes	<i>Gt. Britain and N. Ireland</i>	1	06.2
2.	J. Hayres	<i>Australia</i>	1	04.4					
3.	L. Magyar	<i>Hungary</i>	1	06.1	2.	K. Tomita	<i>Japan</i>	1	06.4
4.	A. Wiggins	<i>U.S.A.</i>	1	06.2	3.	G. Bozon	<i>France</i>	1	06.4
5.	H. Rigby	<i>Gt. Britain and N. Ireland</i>	1	06.9	4.	E. Miersch	<i>Germany</i>	1	07.5
6.	A. Nazir	<i>Pakistan</i>	1	10.7	5.	L. W. N. Hurring	<i>New Zealand</i>	1	07.5
					6.	P. Cayco	<i>Philippines</i>	1	11.6

* New Olympic Record.



Theile ahead in third heat.

HEAT 3

		m.	s.
1. D. Theile	<i>Australia</i>	1	04.3
2. Y. Oyakawa	<i>U.S.A.</i>	1	05.2
3. K. Hase	<i>Japan</i>	1	06.3
4. W. Brockway	<i>Gt. Britain and N. Ireland</i>	1	07.7
5. J. Goncalves Filho	<i>Brazil</i>	1	07.9
6. Kin-Man Cheung	<i>Hong Kong</i>	1	14.0

HEAT 4

		m.	s.
1. J. Monckton	<i>Australia</i>	1	03.4*
2. F. McKinney	<i>U.S.A.</i>	1	06.0
3. D. Pfeiffer	<i>Germany</i>	1	06.7
4. L. Bacík	<i>Czechoslovakia</i>	1	06.9
5. G. Coignot	<i>France</i>	1	07.5
6. H. Ninomiya	<i>Japan</i>	1	09.2
7. H. C. Lim	<i>Malaya</i>	1	12.4

SEMI-FINALS

The first 8 qualified for the Final.

SEMI-FINAL 1

1. J. Monckton	<i>Australia</i>	1	04.1
2. D. Theile	<i>Australia</i>	1	04.8
3. Y. Oyakawa	<i>U.S.A.</i>	1	05.0
4. G. Sykes	<i>Gt. Britain and N. Ireland</i>	1	06.5
5. K. Tomita	<i>Japan</i>	1	06.5
6. D. Pfeiffer	<i>Germany</i>	1	07.6
7. L. Magyar	<i>Hungary</i>	1	07.6
8. L. Back	<i>Czechoslovakia</i>	1	07.9

SEMI-FINAL 2

1. R. Christophe	<i>France</i>	1	04.6
2. J. Hayres	<i>Australia</i>	1	05.0
3. F. McKinney	<i>U.S.A.</i>	1	05.3
4. A. Wiggins	<i>U.S.A.</i>	1	06.4
5. G. Bozon	<i>France</i>	1	06.5
6. K. Hase	<i>Japan</i>	1	06.5
7. E. Miersch	<i>Germany</i>	1	06.6
8. H. Rigby	<i>Gt. Britain and N. Ireland</i>	1	07.6

FINAL

		m.	s.
1. D. THEILE	<i>Australia</i>	1	02.2*
2. J. MONCKTON	<i>Australia</i>	1	03.2
3. F. MCKINNEY	<i>U.S.A.</i>	1	04.5
4. R. Christophe	<i>France</i>	1	04.9
5. J. Hayres	<i>Australia</i>	1	05.0
6. G. Sykes	<i>Gt. Britain and N. Ireland</i>	1	05.6
7. A. Wiggins	<i>U.S.A.</i>	1	05.8
8. Y. Oyakawa	<i>U.S.A.</i>	1	06.9

* New Olympic Record.

200 METRES BREASTSTROKE

This was a return to the orthodox Breaststroke, Butterfly Stroke not being allowed.

Previous Olympic Winners

1908	F. Holman	<i>Great Britain</i>	m. s.	1924	R. Skelton	<i>U.S.A.</i>	m. s.
1912	W. Bathe	<i>Germany</i>	3 09.2	1928	Y. Tsuruta	<i>Japan</i>	2 56.6
1920	H. Malmroth	<i>Sweden</i>	3 01.8	1932	Y. Tsuruta	<i>Japan</i>	2 48.8
		1936	3 04.4		2 42.5		
					<i>Japan</i>		

World Record : 2 m. 31.0 sec., M. Furukawa (*Japan*), 1955.

Olympic Record : 2 m. 42.5 sec., T. Hamuro (*Japan*), 1936.

There were 23 entries from 17 nations ; 21 participants from 17 nations.

FIRST ROUND

The first 8 qualified for the Final.

HEAT 1

		m. s.
1.	M. Furukawa <i>Japan</i>	2 36.1*
2.	K. Gleie <i>Denmark</i>	2 36.4
3.	F. Dossaev <i>U.S.S.R.</i>	2 43.9
4.	L. Kozma <i>Belgium</i>	2 48.4
5.	S. Khan <i>India</i>	3 17.0

O. Mobiglia (*Brazil*) and P. Nabiula (*Philippines*) were disqualified.

HEAT 2

		m. s.
1.	I. Zasseda <i>U.S.S.R.</i>	2 40.1
2.	T. Gathercole <i>Australia</i>	2 40.2
3.	M. Sanguiy <i>Cuba</i>	2 41.8
4.	R. Kohn <i>Luxembourg</i>	2 50.9
5.	I. Szivós <i>Hungary</i>	3 18.7

A. Gomez (*Colombia*) and H. Klein (*Germany*) were disqualified.

HEAT 3

		m. s.
1.	M. Yoshimura <i>Japan</i>	2 38.6
2.	K. Iounitchev <i>U.S.S.R.</i>	2 41.2
3.	H. Broussard <i>France</i>	2 43.0
4.	G. Desmit <i>Belgium</i>	2 43.5
5.	C. Walkden <i>Gt. Britain and N. Ireland</i>	2 47.1
6.	R. Hughes <i>U.S.A.</i>	2 52.2

G. Rasul (*Pakistan*) was disqualified.

FINAL

		m. s.
1.	M. FURUKAWA <i>Japan</i>	2 34.7*
2.	M. YOSHIMURA <i>Japan</i>	2 36.7
3.	K. IOUNITCHEV <i>U.S.S.R.</i>	2 36.8
4.	T. Gathercole <i>Australia</i>	2 38.7
5.	I. Zasseda <i>U.S.S.R.</i>	2 39.0
6.	K. Gleie <i>Denmark</i>	2 40.0
7.	M. Sanguiy <i>Cuba</i>	2 42.0

H. Broussard (*France*) was disqualified.

* New Olympic Record.

Gold Medallist, Furukawa.





Yorzyk leading in the first heat.

200 METRES BUTTERFLY STROKE

New Olympic Event

Previous Olympic Winners of Breaststroke Event but using Butterfly action

			m.	s.
1948	J. Verdeur	U.S.A.	2	39.3
1952	J. G. Davies	Australia	2	34.4

World Record : 2 m. 16.7 sec., W. A. Yorzyk (U.S.A.), 1956.

Olympic Record : 2 m. 34.4 sec., J. G. Davies (Australia), 1952.

There were 20 entries from 14 nations ; 19 participants from 14 nations.

FIRST ROUND

The first 8 qualified for the Final.

HEAT 1			HEAT 2						
		m. s.			m. s.				
1.	W. Yorzyk	U.S.A.	2	18.6*	1.	T. Ishimoto	Japan	2	24.2
2.	J. Marshall	Australia	2	26.8	2.	B. Wilkinson	Australia	2	27.2
3.	A. Popescu	Rumania	2	29.9	3.	E. Rios Aleman	Mexico	2	28.1
4.	R. Piroolley	France	2	30.1	4.	J. Nelson	U.S.A.	2	29.4
5.	J. Ats	Hungary	2	31.1	5.	P. Nabiula	Philippines	3	03.2
6.	W. OcampoPérez	Mexico	2	41.4	6.	S. Khan	India	3	06.3
HEAT 3			FINAL						
1.	G. Tümpék	Hungary	2	23.3	1.	W. YORZYK	U.S.A.	2	19.3
2.	H. Weber	Germany	2	34.4	2.	T. ISHIMOTO	Japan	2	23.8
3.	G. Symonds	Gt. Britain and N. Ireland	2	35.7	3.	G. TUMPEK	Hungary	2	23.9
4.	A. Lozada	Philippines	2	43.5	4.	J. Nelson	U.S.A.	2	26.6
5.	G. Park	Canada	2	47.2	5.	J. Marshall	Australia	2	27.2
6.	S. Ghazi	Pakistan	2	48.0	6.	E. Rios Aleman	Mexico	2	27.3
7.	S. Fong	Malaya	2	56.0	7.	B. Wilkinson	Australia	2	29.7
					8.	A. Popescu	Rumania	2	31.0

* New Olympic Record.

4 x 200 METRES RELAY

Previous Olympic Winners

		m.	s.
1908	Great Britain	10	55.6
1912	Australia	10	11.2
1920	U.S.A.	10	04.4
1924	U.S.A.	9	53.4
1928	U.S.A.	9	36.2
1932	Japan	8	58.4
1936	Japan	8	51.5
1948	U.S.A.	8	46.0
1952	U.S.A.	8	31.1

World Record : 8 m. 24.5 sec., U.S.S.R. (B. Nikitine, V. Stroujanov, G. Nikolaev, V. Sorokine), 1956.

Olympic Record : 8 m. 31.1 sec., U.S.A. (W. Moore, W. Woolsey, F. Konno, J. McLane), 1952.

There were 62 entries from 12 nations ; 50 participants from 11 nations.

FIRST ROUND

The first 8 teams qualified for the Final.

HEAT 1		m. s.		m. s.		HEAT 2		m. s.		m. s.	
1. <i>Japan</i>	H. Suzuki A. Tani K. Nonoshita T. Yamanaka	2 11.8 2 08.8 2 10.3 2 07.0	8 37.9	1. <i>Gt. Britain and N. Ireland</i>	K. Williams R. Roberts N. McKechnie J. Wardrop	2 11.7 2 13.1 2 06.6 2 07.7	8 39.1				
2. <i>U.S.A.</i>	R. Hanley P. Jecko R. Tenabe F. Konno	2 08.7 2 09.1 2 12.2 2 08.3	8 38.3	2. <i>U.S.S.R.</i>	V. Stroujanov G. Nikolaev V. Sorokine B. Nikitine	2 11.6 2 08.8 2 10.4 2 08.7	8 39.5				
3. <i>Germany</i>	H. Köhler H.-J. Reich H. Zierold H. Bleeker	2 11.7 2 12.0 2 07.8 2 11.0	8 42.5	3. <i>Australia.</i>	J. Devitt G. Chapman G. Hamilton M. Garretty	2 07.5 2 08.4 2 15.4 2 08.9	8 40.2				
4. <i>South Africa</i>	W. Steuart A. Briscoe D. Ford P. Duncan	2 09.6 2 08.7 2 12.5 2 12.2	8 43.0	4. <i>France</i>	A. Eminente J. Collignon A. Jany J. Boitëux	2 11.6 2 13.4 2 13.4 2 18.1	8 56.5				
5. <i>Italy</i>	F. Dennerlein P. Galletti G. Elmi A. Romani	2 09.7 2 13.0 2 12.7 2 07.7	8 43.1	5. <i>Hungary.</i>	G. Dobay G. Csordás S. Záborsky J. Ats	2 12.8 2 16.5 2 14.7 2 13.2	8 57.2				
				6. <i>Philippines.</i>	D. Arabani A. Lozada B. Sailani U. Babol	2 15.9 2 16.9 2 15.5 2 17.4	9 05.7				



Twelve swimmers crowd the dais after receiving their relay Medals.

FINAL

		m.	s.	m.	s.			m.	s.	m.	s.
1. AUSTRALIA	K. O'Halloran	2	06.8			5. Germany	H. Köhler	2	10.3		
	J. Devitt	2	06.4				H.-J. Reich	2	12.1		
	M. Rose	2	06.0				H. Zierold	2	08.4		
	J. Henricks	2	04.4				H. Bleeker	2	12.6		
				8	23.6**					8	43.4
2. U.S.A.	R. Hanley	2	08.0			6. Gt. Britain and N. Ireland	R. Williams	2	11.4		
	G. Breen	2	07.7				R. Roberts	2	13.8		
	W. Woolsey	2	07.0				N. McKechnie	2	11.6		
	F. Konno	2	08.8				J. Wardrop	2	08.4		
				8	31.5					8	45.2
3. U.S.S.R.	V. Sorokine	2	07.5			7. Italy	F. Dennerlein	2	09.8		
	V. Stroujanov	2	11.5				P. Galletti	2	13.4		
	G. Nikolaev	2	09.0				G. Elmi	2	13.5		
	B. Nikitine	2	06.7				A. Romani	2	09.5		
				8	34.7					8	46.2
4. Japan	M. Koga	2	10.0			8. South Africa	W. Steuart	2	11.2		
	A. Tani	2	08.5				A. Briscoe	2	11.8		
	K. Nonoshita	2	10.5				D. Ford	2	13.6		
	T. Yamanaka	2	07.6				P. Duncan	2	12.9		
				8	36.6					8	49.5

** New World Record and New Olympic Record.

SPRINGBOARD DIVING

Previous Olympic Winners

1904	R. Sheldon	<i>U.S.A.</i>
1908	A. Zürner	<i>Germany</i>
1912	P. Günther	<i>Germany</i>
1920	L. Kuehn	<i>U.S.A.</i>
1924	A. White	<i>U.S.A.</i>
1928	P. Desjardins	<i>U.S.A.</i>
1932	M. Galitzer	<i>U.S.A.</i>
1936	R. Degener	<i>U.S.A.</i>
1948	B. Harlan	<i>U.S.A.</i>
1952	D. Browning	<i>U.S.A.</i>

There were 24 entries from 13 nations ; 24 participants from 13 nations.

The Men's Springboard Diving Competition consisted of five voluntary dives with limited degrees of difficulty, and one voluntary dive without limit from the 3-metre springboard. The twelve divers with the highest scores competed in a final consisting of four voluntary dives without limit.

Place	Name	Country	1	2	3	4	5	6	Total	7	8	9	10	Total	Result
1	B. CLOTWORTHY	<i>U.S.A.</i>	11.06	13.09	15.01	16.72	16.94	17.25	90.07	15.33	16.72	16.64	20.80	69.49	159.56
2	D. HARPER	<i>U.S.A.</i>	10.08	12.24	14.06	16.06	16.28	14.70	83.42	17.48	16.33	19.76	19.24	72.81	156.23
3	J. CAPILLA PÉREZ	<i>Mexico</i>	13.26	11.40	12.92	16.50	15.62	20.54	90.24	7.28	17.16	18.46	17.55	60.45	150.69
4	G. Whitten	<i>U.S.A.</i>	10.78	12.75	14.63	17.16	16.72	17.16	89.20	17.71	12.74	15.12	13.78	59.35	148.55
5	G. Oudalov	<i>U.S.S.R.</i>	10.72	10.88	14.91	15.40	14.25	16.90	83.06	14.72	13.78	16.12	12.96	57.58	140.64
6	R. Brenner	<i>U.S.S.R.</i>	12.32	11.56	14.44	15.75	13.42	16.33	83.82	12.74	19.24	14.16	9.18	55.32	139.14
7	G. Mund	<i>Chile</i>	10.72	9.60	12.92	15.62	14.52	17.16	80.54	16.10	13.23	15.18	12.48	56.99	137.53
8	J. Gerlach	<i>Hungary</i>	10.56	10.54	13.30	15.18	14.07	16.80	80.45	15.64	12.39	14.08	13.52	55.63	136.08
9	I. Kasakov	<i>U.S.S.R.</i>	10.03	11.05	13.64	13.64	10.20	16.12	74.68	15.41	14.95	12.54	11.76	54.66	129.34
10	W. Patrick	<i>Canada</i>	10.36	10.05	11.97	14.74	16.56	11.96	75.64	10.50	15.18	14.56	11.44	51.68	127.32
11	J. Botella Medina	<i>Mexico</i>	9.69	10.03	12.73	14.00	15.18	16.64	78.27	14.03	11.76	13.64	9.62	49.05	127.32
12	Y. Baba	<i>Japan</i>	9.66	11.73	14.49	10.80	14.30	16.79	77.77	15.62	13.44	13.80	6.24	49.10	126.87
13	F. Siák	<i>Hungary</i>	11.73	10.05	9.69	15.62	12.10	15.41	74.60						
14	C. Pire	<i>France</i>	9.92	11.39	12.35	17.68	9.35	13.64	74.33						
15	H. Vasenius	<i>Finland</i>	14.74	13.86	8.40	10.03	11.97	14.82	73.82						
16	P. D. Tarsey	<i>Gt. Britain and N. Ireland</i>	8.82	10.20	11.97	14.30	12.54	14.82	72.65						
17	A. Winther	<i>Australia</i>	11.73	9.86	12.32	11.78	7.93	17.42	71.04						
18	R. Mabuchi	<i>Japan</i>	9.12	9.01	11.97	13.44	13.64	13.64	70.82						
19	J. McCann	<i>Australia</i>	9.44	9.52	11.97	12.00	14.52	11.73	69.18						
20	R. Faulds	<i>Australia</i>	9.44	9.86	9.00	12.76	12.96	14.82	68.84						
21	R. E. Cann	<i>Gt. Britain and N. Ireland</i>	10.03	9.69	10.64	11.40	13.20	13.00	67.96						
22	T. Raanan	<i>Israel</i>	10.37	6.45	12.54	12.98	10.56	12.24	65.14						
23	F. A. Telles Ribeiro	<i>Brazil</i>	8.26	6.97	10.26	14.08	9.24	13.26	62.07						
24	R. Walsh	<i>Gt. Britain and N. Ireland</i>	9.92	9.35	7.41	13.00	5.72	12.81	58.21						



Clotworthy, winner of the springboard event.

HIGH DIVING*Previous Olympic Winners*

1904	G. E. Sheldon	U.S.A.
1908	H. Johansson	Sweden
1912	A. Adlerz	Sweden
1920	C. Pinkston	U.S.A.
1924	A. White	U.S.A.
1928	P. Desjardins	U.S.A.
1932	H. Smith	U.S.A.
1936	M. Wayne	U.S.A.
1948	S. Lee	U.S.A.
1952	S. Lee	U.S.A.

There were 24 entries from 12 nations ; 22 participants from 10 nations.


The Men's High Diving Competition consisted of six voluntary dives with limited degrees of difficulty from the 10 metres platform. The twelve divers with the highest scores then competed in a final consisting of four voluntary dives without limit.

Place	Name	Country	1	2	3	4	5	6	Total	7	8	9	10	Total	Result
1	J. CAPILLA PÉREZ	<i>Mexico</i>	10.20	11.73	12.92	14.04	15.30	14.49	78.68	16.79	16.75	18.90	21.32	73.76	152.44
2	G. TOBIAN	<i>U.S.A.</i>	10.05	11.68	10.26	14.63	11.52	18.63	76.77	18.00	18.90	18.98	19.76	75.64	152.41
3	R. CONNOR	<i>U.S.A.</i>	10.50	11.39	13.11	14.04	11.52	19.68	80.24	16.56	16.33	16.90	19.76	69.55	149.79
4	J. Gerlach	<i>Hungary</i>	12.78	9.12	13.68	14.63	14.76	12.80	77.77	16.06	18.24	17.68	19.50	71.48	149.25
5	R. Brener	<i>U.S.S.R.</i>	11.20	11.97	9.36	13.86	12.00	18.17	76.56	13.23	19.24	15.75	18.17	66.39	142.95
6	W. Farrell	<i>U.S.A.</i>	10.20	10.20	12.42	13.11	13.50	15.64	75.07	14.72	13.50	19.71	16.12	64.05	139.12
7	F. Siák	<i>Hungary</i>	10.08	11.34	10.40	13.49	10.98	16.56	72.85	15.18	14.40	18.20	18.20	65.98	138.83
8	M. Tchatchba	<i>U.S.S.R.</i>	11.20	11.70	11.40	11.88	14.44	12.40	73.02	16.08	14.82	15.86	14.74	61.50	134.52
9	A.CapillaPérez	<i>Mexico</i>	10.65	10.71	10.98	12.60	13.14	16.10	74.18	15.62	15.12	13.78	14.04	58.56	132.74
10	J. Botella Medina	<i>Mexico</i>	10.20	10.71	10.88	7.00	14.04	16.56	69.39	12.96	10.34	14.56	18.20	56.06	125.45
11	Y. Baba	<i>Japan</i>	11.88	12.92	12.40	9.80	11.34	12.42	70.76	14.52	14.03	13.20	11.18	52.93	123.69
12	R. Mabuchi	<i>Japan</i>	11.52	12.40	9.44	12.96	12.39	11.05	69.76	13.86	12.19	11.28	13.11	50.44	120.20
13	G. Galkine	<i>U.S.S.R.</i>	10.26	8.10	15.87	11.04	11.68	11.97	68.92						
14	P. D. Tarsey	<i>Gt. Britain and N. Ireland</i>	9.92	10.83	11.16	11.52	10.88	14.03	68.34						
15	W. Patrick	<i>Canada</i>	8.85	11.22	9.90	11.16	10.98	15.60	67.71						
16	H. Vasenius	<i>Finland</i>	10.24	9.18	12.19	13.30	12.60	9.12	66.63						
17	F. Murphy	<i>Australia</i>	10.44	12.19	11.59	10.20	11.16	10.71	66.29						
18	W. Tully	<i>Australia</i>	10.98	8.84	9.12	12.35	11.00	13.20	65.49						
19	G. Mund	<i>Chile</i>	4.64	9.92	10.98	9.69	12.60	15.18	63.01						
20	R. Walsh	<i>Gt. Britain and N. Ireland</i>	9.86	9.88	8.96	11.70	10.88	11.28	62.56						
21	R. E. Cann	<i>Gt. Britain and N. Ireland</i>	10.08	9.88	9.12	11.34	5.40	14.26	60.08						
22	B. Holmes	<i>Australia</i>	12.76	7.82	9.35	10.98	8.70	8.40	58.01						



*Highboard Medallists, From left—
Tobian (second), J. Capilla Pérez
(first), and Connor (third).*

Connor was leading after six dives.



100 METRES FREE STYLE (WOMEN)

			m.	s.			m.	s.	
1912	F. Durack	<i>Australia</i>	1	22.2	1932	H. Madison	<i>U.S.A.</i>	1	06.8
1920	E. Bleibtrey	<i>U.S.A.</i>	1	13.6	1936	H. Mastenbroek	<i>Holland</i>	1	05.9
1924	E. Lackie	<i>U.S.A.</i>	1	12.4	1948	G. Andersen	<i>Denmark</i>	1	06.3
1928	A. Osipowitch	<i>U.S.A.</i>	1	11.0	1952	K. Szóke	<i>Hungary</i>	1	06.8

World Record : 1 m. 02.4 sec., L. Crapp (*Australia*), 1956.

Olympic Record : 1 m. 05.5 sec., J. Temes (*Hungary*), 1952.

There were 36 entries from 16 nations ; 35 participants from 16 nations.


FIRST ROUND

The first 16 qualified for the Semi-finals.

HEAT 1				HEAT 2			
			m. s.				m. s.
1.	L. Crapp	<i>Australia</i>	1 03.4*	1.	N. Simons	<i>U.S.A.</i>	1 06.5
2.	J. Rosazza	<i>U.S.A.</i>	1 05.5	2.	K. Szóke	<i>Hungary</i>	1 08.0
3.	H. Stewart	<i>Canada</i>	1 07.1	3.	K. Jansen	<i>Germany</i>	1 08.3
4.	J. Myburgh	<i>South Africa</i>	1 07.1	4.	O. Vouaux	<i>France</i>	1 08.6
5.	A. Hellström	<i>Sweden</i>	1 08.5	5.	F. Ewart	<i>Gt. Britain and N. Ireland</i>	1 08.8
6.	I. Sweyd	<i>Belgium</i>	1 08.9	6.	S. Shimada	<i>Japan</i>	1 11.8
7.	W. C. Griffin	<i>New Zealand</i>	1 10.4				
8.	M. Northrop	<i>Kenya</i>	1 12.8				
HEAT 3				HEAT 4			
1.	M. D. Roe	<i>New Zealand</i>	1 05.9	1.	F. Leech	<i>Australia</i>	1 04.9
2.	V. Gyenge	<i>Hungary</i>	1 06.6	2.	Z. Ordögh	<i>Hungary</i>	1 06.5
3.	B. Klomp	<i>Germany</i>	1 07.7	3.	K. Jobson	<i>Sweden</i>	1 07.3
4.	H. Frost	<i>France</i>	1 08.8	4.	S. Roberts	<i>South Africa</i>	1 07.9
5.	B. L. Barrón Serrano	<i>Mexico</i>	1 09.5	5.	C. Steffin	<i>Germany</i>	1 08.1
6.	Y. Sato	<i>Japan</i>	1 10.3	6.	H. Jinno	<i>Japan</i>	1 08.8
7.	G. Lozada	<i>Philippines</i>	1 13.7	7.	G. Priestley	<i>Canada</i>	1 09.2
HEAT 5							
1.	D. Fraser	<i>Australia</i>	1 02.4*				
2.	N. Myburg	<i>South Africa</i>	1 05.1				
3.	V. Grant	<i>Canada</i>	1 05.1				
4.	S. Mann	<i>U.S.A.</i>	1 05.4				
5.	F. Hogben	<i>Gt. Britain and N. Ireland</i>	1 08.5				
6.	G. Sendral	<i>France</i>	1 09.9				
7.	S. Rivner	<i>Israel</i>	1 10.3				

Lorraine Crapp breaks Olympic Record in heat 1.

*New Olympic Record.





Dawn Fraser after the final when she set new World and Olympic times for 100 metres.

SEMI-FINALS

The first 8 qualified for the Final.

SEMI-FINAL 1

		m.	s.
1. D. Fraser	<i>Australia</i>	1	03.0
2. F. Leech	<i>Australia</i>	1	05.2
3. J. Rosazza	<i>U.S.A.</i>	1	05.9
4. N. Myburgh	<i>South Africa</i>	1	06.0
5. V. Gyenge	<i>Hungary</i>	1	06.4
6. Z. Ordögh	<i>Hungary</i>	1	06.9
7. H. Stewart	<i>Canada</i>	1	06.9
8. B. Klomp	<i>Germany</i>	1	07.9

SEMI-FINAL 2

		m.	s.
1. L. Crapp	<i>Australia</i>	1	03.1
2. M. D. Roe	<i>New Zealand</i>	1	05.3
3. V. Grant	<i>Canada</i>	1	05.5
4. S. Mann	<i>U.S.A.</i>	1	05.5
5. N. Simons	<i>U.S.A.</i>	1	06.1
6. K. Jobson	<i>Sweden</i>	1	06.1
7. S. Roberts	<i>South Africa</i>	1	06.6
8. J. Myburgh	<i>South Africa</i>	1	06.7

FINAL

		m.	s.
1. D. FRASER	<i>Australia</i>	1	02.0**
2. L. CRAPP	<i>Australia</i>	1	02.3
3. F. LEECH	<i>Australia</i>	1	05.1
4. J. Rosazza	<i>U.S.A.</i>	1	05.2
5. V. Grant	<i>Canada</i>	1	05.4
6. S. Mann	<i>U.S.A.</i>	1	05.6
7. M. D. Roe	<i>New Zealand</i>	1	05.6
8. N. Myburgh	<i>South Africa</i>	1	05.8

** New World Record and New Olympic Record.

400 METRES FREE STYLE (WOMEN)

Previous Olympic Winners

		m. s.				m. s.			
1924	M. Norelius	U.S.A.	6	02.2	1936	H. Mastenbroek	Holland	5	26.4
1928	M. Norelius	U.S.A.	5	42.8	1948	A. Curtis	U.S.A.	5	17.8
1932	H. Madison	U.S.A.	5	28.5	1952	V. Gyenge	Hungary	5	12.1

World Record : 4 m. 47.2 sec., L. Crapp (*Australia*), 1956.

Olympic Record : 5 m. 12.1 sec., V. Gyenge (*Hungary*), 1952.

There were 29 entries from 15 nations ; 26 participants from 13 nations.

FIRST ROUND

The first 8 qualified for the Final.

HEAT 1	HEAT 2	HEAT 3	HEAT 4
1. V. Gyenge, <i>Hungary</i>	1. M. Shriver, <i>U.S.A.</i>	1. D. Fraser, <i>Australia</i>	1. L. Crapp, <i>Australia</i>
m. s. m. s.	m. s. m. s.	m. s. m. s.	m. s. m. s.
1 09.8 2 30.0 3 52.5 <hr/> 5 14.2	1 11.2 2 30.0 3 49.5 <hr/> 5 07.6*	1 08.9 2 26.0 3 44.6 <hr/> 5 02.5*	1 09.6 2 25.8 3 42.6 <hr/> 5 00.2*
2. H. Frost, <i>France</i>	2. S. Morgan, <i>Australia</i>	2. S. Ruuska, <i>U.S.A.</i>	2. S. D. Gray, <i>U.S.A.</i>
1 12.3 2 30.6 3 51.4 <hr/> 5 14.4	1 10.2 2 29.8 3 50.9 <hr/> 5 07.8	1 11.7 2 30.3 3 50.1 <hr/> 5 10.3	1 12.8 2 34.3 3 56.7 <hr/> 5 16.7
3. K. Larsson, <i>Sweden</i>	3. I. Künzel, <i>Germany</i>	3. R. Székely, <i>Hungary</i>	3. N. Myburgh, <i>South Africa</i>
1 13.2 2 34.6 3 58.5 <hr/> 5 18.3	1 11.4 2 33.8 3 58.7 <hr/> 5 20.8	1 11.9 2 31.1 3 52.1 <hr/> 5 10.5	1 14.4 2 36.2 3 58.6 <hr/> 5 16.8
4. B. Whittall, <i>Canada</i>	4. G. Priestley, <i>Canada</i>	4. S. Roberts, <i>South Africa</i>	4. M. D. Roe, <i>New Zealand</i>
1 13.6 2 35.8 3 59.4 <hr/> 5 21.7	1 14.1 2 37.4 4 03.1 <hr/> 5 27.5	1 10.9 2 32.5 3 55.5 <hr/> 5 16.8	1 10.8 2 33.1 3 57.3 <hr/> 5 18.5
5. W. Griffin, <i>New Zealand</i>	5. A. Hellström <i>Sweden</i>	5. C. Thomas, <i>France</i>	5. M. Girvan, <i>Gt. Britain and N. Ireland</i>
1 14.6 2 37.6 4 03.5 <hr/> 5 31.0	1 12.3 2 35.9 4 03.3 <hr/> 5 29.2	1 13.2 2 35.9 3 59.6 <hr/> 5 23.9	1 13.4 2 35.8 4 00.2 <hr/> 5 23.6
6. G. Lozada, <i>Philippines</i>	6. V. Gouverneur, <i>France</i>	6. B. Wängberg, <i>Sweden</i>	6. G. Aranda Rojas, <i>Mexico</i>
1 13.2 2 37.0 4 06.4 <hr/> 5 34.2	1 13.2 2 36.0 4 06.7 <hr/> 5 29.7	1 12.8 2 36.4 4 02.9 <hr/> 5 27.0	1 15.4 2 37.6 4 01.8 <hr/> 5 24.2
		7. E. Wada, <i>Japan</i>	7. Y. Otaka, <i>Japan</i>
		1 12.6 2 37.5 4 04.1 <hr/> 5 27.2	1 13.5 2 36.7 4 02.1 <hr/> 5 28.7

* New Olympic Record.



Lorraine Crapp (right) with Dawn Fraser (left) and Sylvia Ruuska (centre).

FINAL

<p>1. L. CRAPP, <i>Australia</i></p> <table border="0"> <tr><td>m.</td><td>s.</td><td>m.</td><td>s.</td></tr> <tr><td>1</td><td>06.9</td><td></td><td></td></tr> <tr><td>2</td><td>20.8</td><td></td><td></td></tr> <tr><td>3</td><td>36.7</td><td></td><td></td></tr> <tr><td colspan="4"><hr/></td></tr> <tr><td></td><td></td><td>4</td><td>54.6*</td></tr> </table>	m.	s.	m.	s.	1	06.9			2	20.8			3	36.7			<hr/>						4	54.6*	<p>2. D. FRASER, <i>Australia</i></p> <table border="0"> <tr><td>m.</td><td>s.</td><td>m.</td><td>s.</td></tr> <tr><td>1</td><td>06.9</td><td></td><td></td></tr> <tr><td>2</td><td>21.3</td><td></td><td></td></tr> <tr><td>3</td><td>40.2</td><td></td><td></td></tr> <tr><td colspan="4"><hr/></td></tr> <tr><td></td><td></td><td>5</td><td>02.5</td></tr> </table>	m.	s.	m.	s.	1	06.9			2	21.3			3	40.2			<hr/>						5	02.5	<p>3. S. RUUSKA, <i>U.S.A.</i></p> <table border="0"> <tr><td>m.</td><td>s.</td><td>m.</td><td>s.</td></tr> <tr><td>1</td><td>09.2</td><td></td><td></td></tr> <tr><td>2</td><td>28.3</td><td></td><td></td></tr> <tr><td>3</td><td>47.9</td><td></td><td></td></tr> <tr><td colspan="4"><hr/></td></tr> <tr><td></td><td></td><td>5</td><td>07.1</td></tr> </table>	m.	s.	m.	s.	1	09.2			2	28.3			3	47.9			<hr/>						5	07.1	<p>4. M. Shriver, <i>U.S.A.</i></p> <table border="0"> <tr><td>m.</td><td>s.</td><td>m.</td><td>s.</td></tr> <tr><td>1</td><td>12.0</td><td></td><td></td></tr> <tr><td>2</td><td>32.0</td><td></td><td></td></tr> <tr><td>3</td><td>53.5</td><td></td><td></td></tr> <tr><td colspan="4"><hr/></td></tr> <tr><td></td><td></td><td>5</td><td>12.9</td></tr> </table>	m.	s.	m.	s.	1	12.0			2	32.0			3	53.5			<hr/>						5	12.9
m.	s.	m.	s.																																																																																																
1	06.9																																																																																																		
2	20.8																																																																																																		
3	36.7																																																																																																		
<hr/>																																																																																																			
		4	54.6*																																																																																																
m.	s.	m.	s.																																																																																																
1	06.9																																																																																																		
2	21.3																																																																																																		
3	40.2																																																																																																		
<hr/>																																																																																																			
		5	02.5																																																																																																
m.	s.	m.	s.																																																																																																
1	09.2																																																																																																		
2	28.3																																																																																																		
3	47.9																																																																																																		
<hr/>																																																																																																			
		5	07.1																																																																																																
m.	s.	m.	s.																																																																																																
1	12.0																																																																																																		
2	32.0																																																																																																		
3	53.5																																																																																																		
<hr/>																																																																																																			
		5	12.9																																																																																																
<p>5. R. Székely, <i>Hungary</i></p> <table border="0"> <tr><td>1</td><td>12.7</td><td></td><td></td></tr> <tr><td>2</td><td>33.7</td><td></td><td></td></tr> <tr><td>3</td><td>55.0</td><td></td><td></td></tr> <tr><td colspan="4"><hr/></td></tr> <tr><td></td><td></td><td>5</td><td>14.2</td></tr> </table>	1	12.7			2	33.7			3	55.0			<hr/>						5	14.2	<p>6. S. Morgan, <i>Australia</i></p> <table border="0"> <tr><td>1</td><td>11.5</td><td></td><td></td></tr> <tr><td>2</td><td>31.9</td><td></td><td></td></tr> <tr><td>3</td><td>54.5</td><td></td><td></td></tr> <tr><td colspan="4"><hr/></td></tr> <tr><td></td><td></td><td>5</td><td>14.3</td></tr> </table>	1	11.5			2	31.9			3	54.5			<hr/>						5	14.3	<p>7. H. Frost, <i>France</i></p> <table border="0"> <tr><td>1</td><td>13.5</td><td></td><td></td></tr> <tr><td>2</td><td>34.5</td><td></td><td></td></tr> <tr><td>3</td><td>53.3</td><td></td><td></td></tr> <tr><td colspan="4"><hr/></td></tr> <tr><td></td><td></td><td>5</td><td>15.4</td></tr> </table>	1	13.5			2	34.5			3	53.3			<hr/>						5	15.4	<p>8. V. Gyenge, <i>Hungary</i></p> <table border="0"> <tr><td>1</td><td>11.2</td><td></td><td></td></tr> <tr><td>2</td><td>33.4</td><td></td><td></td></tr> <tr><td>3</td><td>57.6</td><td></td><td></td></tr> <tr><td colspan="4"><hr/></td></tr> <tr><td></td><td></td><td>5</td><td>21.0</td></tr> </table>	1	11.2			2	33.4			3	57.6			<hr/>						5	21.0																
1	12.7																																																																																																		
2	33.7																																																																																																		
3	55.0																																																																																																		
<hr/>																																																																																																			
		5	14.2																																																																																																
1	11.5																																																																																																		
2	31.9																																																																																																		
3	54.5																																																																																																		
<hr/>																																																																																																			
		5	14.3																																																																																																
1	13.5																																																																																																		
2	34.5																																																																																																		
3	53.3																																																																																																		
<hr/>																																																																																																			
		5	15.4																																																																																																
1	11.2																																																																																																		
2	33.4																																																																																																		
3	57.6																																																																																																		
<hr/>																																																																																																			
		5	21.0																																																																																																

* New Olympic Record.

100 METRES BACKSTROKE (WOMEN)

Previous Olympic Winners

1924	S. Bauer	<i>U.S.A.</i>	m.	s.
			1	23.2
1928	M. Braun	<i>Holland</i>	1	22.0
1932	E. Holm	<i>U.S.A.</i>	1	19.4
1936	N. Senff	<i>Holland</i>	1	18.9
1948	K. Harup	<i>Denmark</i>	1	14.4
1952	J. C. Harrison	<i>South Africa</i>	1	14.3

World Record : 1 m. 10.9 sec., C. Kint (*Holland*), 1939.

Olympic Record : 1 m. 13.8 sec., G. Wielema (*Holland*), 1952.

There were 24 entries from 15 nations ; 23 participants from 14 nations.

FIRST ROUND

The first 8 qualified for the Final.

HEAT 1

1. J. Grinham, <i>Gt. Britain and N. Ireland</i>	m.	s.	1	13.1*
2. M. Both, <i>Rumania</i>	1	15.8		
3. L. Klipova, <i>U.S.S.R.</i>	1	16.1		
4. M. A. Marchino, <i>U.S.A.</i>	1	16.2		
5. E. Gellner, <i>Poland</i>	1	16.2		
6. P. Singleton, <i>Australia</i>	1	17.0		
7. L. Fisher, <i>Canada</i>	1	17.5		
8. G. Sendral, <i>France</i>	1	19.1		



From left—Karin Cone (second), Judy Grinham (winner), and Margaret Edwards (third).

HEAT 2

1. C. Cone <i>U.S.A.</i>	m.	s.	1	13.9
2. G. Beckett <i>Australia</i>	1	14.8		
3. J. Hoyle <i>Gt. Britain and N. Ireland</i>	1	15.0		
4. E. Pajor <i>Hungary</i>	1	15.3		
5. J. Stewart <i>New Zealand</i>	1	15.4		
6. M. Abernethy <i>South Africa</i>	1	15.4		
7. J. Yon Giese <i>Philippines</i>	1	20.0		

HEAT 3

1. M. Edwards <i>Gt. Britain and N. Ireland</i>	m.	s.	1	13.0*
2. S. Barber <i>Canada</i>	1	14.3		
3. H. Schmidt <i>Germany</i>	1	14.8		
4. M. Murphy <i>U.S.A.</i>	1	14.8		
5. P. Huntingford <i>Australia</i>	1	16.0		
6. P. M. Gould <i>New Zealand</i>	1	17.5		
7. J. Temes <i>Hungary</i>	1	17.6		
8. M. Gulton <i>Indonesia</i>	1	21.7		

Judy Grinham winning heat 1.

FINAL

1. J. GRINHAM, <i>Gt. Britain and N. Ireland</i>	m.	s.	1	12.9*
2. C. CONE, <i>U.S.A.</i>	1	12.9		
3. M. EDWARDS, <i>Gt. Britain and N. Ireland</i>	1	13.1		
4. H. Schmidt, <i>Germany</i>	1	13.4		
5. M. Murphy, <i>U.S.A.</i>	1	14.1		
6. J. Hoyle, <i>Gt. Britain and N. Ireland</i>	1	14.3		
7. S. Barber, <i>Canada</i>	1	14.3		
8. G. Beckett, <i>Australia</i>	1	14.7		

* New Olympic Record.





Ursula Happe swimming to victory in the breaststroke final.

200 METRES BREASTSTROKE (WOMEN)

This was a return to the orthodox Breaststroke, Butterfly Stroke not being allowed.

Previous Olympic Winners

1924	L. Morton	<i>Great Britain</i>	m.	s.	33.2	1936	H. Maehata	<i>Japan</i>	m.	s.	03.6
1928	H. Schrader	<i>Germany</i>	3		12.6	1948	P. van Vliet	<i>Holland</i>	2		57.2
1932	C. Dennis	<i>Australia</i>	3		06.3	1952	E. Székely	<i>Hungary</i>	2		51.7 (using the Butterfly Stroke)

World Record : 2 m. 46.4 sec., A. den Haan (*Holland*), 1956.

Olympic Record : 2 m. 54.0 sec., E. Novak (*Hungary*), 1952.

There were 16 entries from 12 nations ; 14 participants from 10 nations.

FIRST ROUND

The first 8 qualified for the Final.

HEAT 1			HEAT 2		
		m. s.			m. s.
1. U. Happe	<i>Germany</i>	2 54.1	1. E. Székely	<i>Hungary</i>	2 55.8
2. K. Killerman	<i>Hungary</i>	2 54.6	2. V. Jericevic	<i>Yugoslavia</i>	2 56.0
3. H. Gordon	<i>Gt. Britain and N. Ireland</i>	2 55.4	3. E.-M. ten Elsen	<i>Germany</i>	2 57.5
4. M. J. Sears	<i>U.S.A.</i>	2 58.2	4. C. Gosden	<i>Gt. Britain and N. Ireland</i>	2 58.2
5. C. Goossens	<i>Belgium</i>	3 00.5	5. J. Hansen	<i>Denmark</i>	2 59.8
6. E. Zennaro	<i>Italy</i>	3 05.2	6. E. Gerard-Novak	<i>Belgium</i>	3 02.7
			7. B. Evans	<i>Australia</i>	3 03.6
			8. R. Tobing	<i>Indonesia</i>	3 14.2

FINAL

1. U. HAPPE	<i>Germany</i>	m.	s.	2 53.1*
2. E. SZÉKELY	<i>Hungary</i>	2	54.8	
3. E.-M. TEN ELSÉN	<i>Germany</i>	2	55.1	
4. V. Jericevic	<i>Yugoslavia</i>	2	55.8	
5. K. Killerman	<i>Hungary</i>	2	56.1	
6. H. Gordon	<i>Gt. Britain and N. Ireland</i>	2	56.1	
7. M. J. Sears	<i>U.S.A.</i>	2	57.2	
8. C. Gosden	<i>Gt. Britain and N. Ireland</i>	2	59.2	

* New Olympic Record.

100 METRES BUTTERFLY STROKE (WOMEN)

New Olympic Event

World Record : 1 m. 11.9 sec., A. Voorbij (*Holland*), 1956.

There were 14 entries from 10 nations ; 12 participants from 8 nations.


FIRST ROUND*The first 8 qualified for the Final.*

HEAT 1			HEAT 2		
		m. s.			m. s.
1. S. Mann	<i>U.S.A.</i>	1 11.2*	1. B. Bainbridge	<i>Australia</i>	1 14.4
2. N. Ramey	<i>U.S.A.</i>	1 13.4	2. M. Sears	<i>U.S.A.</i>	1 15.1
3. S. Barber	<i>Canada</i>	1 16.2	3. M. Littomiczky	<i>Hungary</i>	1 15.2
4. M. Skupilová	<i>Czechoslovakia</i>	1 17.7	4. B. Whittall	<i>Canada</i>	1 16.9
5. M. Giles	<i>Australia</i>	1 19.4	5. J. Langenau	<i>Germany</i>	1 17.4
			6. A. Morton	<i>Gt. Britain and N. Ireland</i>	1 17.7
			7. O. Lusien	<i>France</i>	1 19.8

FINAL

		m. s.
1. S. MANN	<i>U.S.A.</i>	1 11.0*
2. N. RAMEY	<i>U.S.A.</i>	1 11.9
3. M. SEARS	<i>U.S.A.</i>	1 14.4
4. M. Littomiczky	<i>Hungary</i>	1 14.9
5. B. Bainbridge	<i>Australia</i>	1 15.2
6. J. Langenau	<i>Germany</i>	1 17.4
7. B. Whittall	<i>Canada</i>	1 17.9
8. S. Barber	<i>Canada</i>	1 18.4

*New Olympic Record.

Nancy Ramey, Shelley Mann, and Mary Sears.

4 x 100 METRES RELAY (WOMEN)*Previous Olympic Winners*

		m.	s.			m.	s.
1912	Great Britain	5	52.8	1932	U.S.A.	4	38.0
1920	U.S.A.	5	11.6	1936	Holland	4	36.0
1924	U.S.A.	4	58.8	1948	U.S.A.	4	29.2
1928	U.S.A.	4	47.6	1952	Hungary	4	24.4

World Record : 4 m. 19.7 sec., *Australia* (L. Crapp, D. Fraser, F. Leech, M. Gibson), 1956.

Olympic Record : 4 m. 24.4 sec., *Hungary* (I. Novak, J. Temes, E. Novak, K. Szóke), 1952.

There were 55 entries from 10 nations ; 45 participants from 10 nations.

FIRST ROUND

The first 8 qualified for the Final.

HEAT 1				HEAT 2			
		m.	s.			m.	s.
1. <i>South Africa</i>	J. Myburgh	1	07.3	1. <i>Australia</i>	M. Gibson	06.4	4 250
	S. Roberts	1	06.5		S. Morgan	05.4	
	M. Abernethy	1	08.2		E. Fraser	07.3	
	N. Myburgh	1	04.8		F. Leech	05.9	
		4	26.8				
2. <i>U.S.A.</i>	B. Brey	1	07.9	2. <i>Hungary</i>	J. Temes	07.1	4 28.1
	N. Simons	1	05.5		M. Littomericzky	07.1	
	K. Knapp	1	08.2		K. Szóke	1 07.0	
	M. Shriver	1	05.7		V. Gyenge	1 06.9	
		4	27.3				
3. <i>Germany</i>	I. Künzel	1	07.6	3. <i>Canada</i>	V. Grant	1 06.7	4 29.3
	H. Haase	1	05.5		G. Priestley	1 07.7	
	K. Jansen	1	07.0		S. Barber	1 08.1	
	B. Klomp	1	07.4		H. Stewart	1 06.8	
		4	27.5				
4. <i>Gt. Britain and .. N. Ireland</i>	F. Hogben	1	08.3	4. <i>Sweden</i>	I. Hellström	1 08.3	4 30.1
	M. Girvan	1	08.6		B. Wängberg	1 07.7	
	F. Ewart	1	09.3		A. Larsson	1 07.4	
	J. Grinham	1	07.4		K. Jobson	1 06.7	
		4	34.6				
5. <i>France</i>	O. Vouaux	1	08.4	5. <i>Japan</i>	H. Jinno	1 07.8	4 35.8
	V. Gouverneur	1	10.4		E. Wada	1 08.1	
	G. Sendral	1	10.6		Y. Sato	1 08.8	
	H. Frost	1	07.2		Y. Otaka	1 11.3	
		4	36.6				

The world record-breaking Australian team. From Left—Sandra Morgan, Faith Leech, Dawn Fraser, and Lorraine Crapp.

