

MEN'S EVENTS

100 METRES FREE STYLE

Previous Olympic Winners

1896 - A. Hajos	<i>UNG</i>	1'22"2	1932 - Y. Miyazaki	<i>GIA</i>	58"2
1908 - C. M. Daniels	<i>SUA</i>	1'05"6	1936 - F. Csik	<i>UNG</i>	57"6
1912 - D. Kahanamoku	<i>SUA</i>	1'03"4	1948 - W. Ris	<i>SUA</i>	57"3
1920 - D. Kahanamoku	<i>SUA</i>	1'01"4	1952 - C. Scholes	<i>SUA</i>	57"4
1924 - J. Weissmüller	<i>SUA</i>	59"0	1956 - J. Henricks	<i>AUS</i>	55"4
1928 - J. Weissmüller	<i>SUA</i>	58"6			

World record: 54"6

- J. Devitt *AUS* 1957

Olympic record: 55"4

- J. Henricks *AUS* Melbourne 1956

52 entries from 34 nations - 51 participants from 34 nations

HEATS

Friday 29th August, at 08.30 hrs — Swimming Stadium

The competitors with the 24 best times qualified for the semi-finals

HEAT 1				HEAT 2			
1. K. KÄYHKÖ	(4)	<i>FIN</i>	56"8	1. J. DEVITT	(4)	<i>AUS</i>	56"0
2. K. SHIMIZU	(5)	<i>GIA</i>	57"3	2. A. GOTTVALLÈS	(3)	<i>FRA</i>	56"9
3. E. DELLA SAVIA	(2)	<i>ITA</i>	58"2	3. I. LUZHKOVSIIY	(5)	<i>URS</i>	57"9
4. G. Kölli	(3)	<i>AUT</i>	58"3	4. U. JACOBSEN	(6)	<i>GER</i>	57"9
5. H. Ribeiro	(7)	<i>POR</i>	1'00"2	5. A. Dimyati	(7)	<i>INS</i>	59"1
6. L. Rodes	(6)	<i>SPA</i>	1'00"7	6. L. A. Nicolao	(2)	<i>ARG</i>	1'00"2
7. R. Wagner	(1)	<i>LUX</i>	1'04"3	7. S. Fong	(1)	<i>MAL</i>	1'03"4
				8. A. Grixti	(8)	<i>MAT</i>	1'07"8
HEAT 3				HEAT 4			
1. M. DOS SANTOS jr.	(4)	<i>BRA</i>	56"3	1. G. DOBAY	(4)	<i>UNG</i>	56"5
2. A. SALAMON	(8)	<i>POL</i>	56"5	2. V. SOROKIN	(3)	<i>URS</i>	58"2
3. C. GROUT	(6)	<i>CAN</i>	57"6	3. B. Nordwall	(5)	<i>SVE</i>	58"5
4. J. ESCALANTE	(3)	<i>MEX</i>	57"6	4. J. Bouwman	(6)	<i>PBA</i>	58"8
5. R. KROON	(5)	<i>PBA</i>	57"7	5. A. Trauber	(7)	<i>ISR</i>	59"7
6. G. Gropaiz	(2)	<i>FRA</i>	59"3	6. Cheung Kin Man	(2)	<i>HOK</i>	1'01"1
7. P. Bärtschi	(1)	<i>SVI</i>	1'02"9				
- M. McLachlan		<i>SAF</i>	<i>non starter</i>				

HEAT 5				HEAT 6			
1. J. HENRICKS	(4)	AUS	56"9	1. B. HUNTER	(4)	SUA	56"6
2. P. O. LINDBERG	(5)	SVE	57"1	2. R. POUND	(6)	CAN	56"7
3. L. LANTOS	(3)	UNG	57"4	3. R. Roca	(2)	CUB	58"3
4. S. Clarke	(2)	GRB	59"1	4. J. Kocmur	(5)	JUG	58"7
5. F. Nabuco de Abreu	(7)	BRA	1'00"1	5. G. Perondini	(3)	ITA	58"9
6. G. Gudmundur	(6)	ISL	1'00"8	6. Phan Huu Dong	(7)	VIE	1'03"3
7. F. Elizalde	(1)	FIL	1'03"0	7. U. Fikirci	(1)	TUR	1'03"0
8. C. Dowling	(8)	MAT	1'08"9				

HEAT 7			
1. L. LARSON	(4)	SUA	55"7
2. A. BURER	(6)	SAF	56"3
3. K. ISHIHARA	(5)	GIA	57"5
4. B. ALUCHNA	(8)	POL	57"9
5. P. VOELL	(3)	GER	58"0
6. W. O'Donnell	(2)	GRB	59"2
7. G. Arneri	(7)	JUG	1'00"5
8. Y. Lurie	(1)	ISR	1'00"9


SEMI-FINALS

Friday 26th August, at 20.30 hrs — Swimming Stadium

Competitors with the 8 best times qualified for the final

1st SEMI-FINAL				2nd SEMI-FINAL			
1. L. LARSON	(4)	SUA	55"5	1. J. DEVITT	(4)	AUS	55"8
2. B. HUNTER	(3)	SUA	55"7	2. R. POUND	(3)	CAN	56"5
3. A. BURER	(5)	SAF	56"5	3. A. Salamon	(5)	POL	56"9
4. K. Shimizu	(2)	GIA	57"1	4. J. Henricks	(6)	AUS	57"2
5. I. Luzhkovskiy	(1)	URS	57"5	5. U. Jacobsen	(1)	GER	57"4
6. C. Grout	(0)	CAN	58"0	6. L. Lantos	(2)	UNG	58"0
7. P. Voell	(8)	GER	58"4	7. V. Sorokin	(8)	URS	58"7
8. A. Gottvallés	(6)	FRA	58"5	8. J. Escalante	(7)	MEX	59"0

3rd SEMI-FINAL			
1. M. DOS SANTOS jr.	(4)	BRA	56"3
2. G. DOBAY	(5)	UNG	56"3
3. P.O. LINDBERG	(6)	SVE	56"4
4. K. Käyhkö	(3)	FIN	56"6
5. K. Ishihara	(2)	GIA	57"8
6. B. Aluchna	(1)	POL	57"8
7. R. Kroon	(7)	PBA	57"9
8. E. Delia Savia	(8)	ITA	58"4



A handshake between the winners after having received their medals. From the left; Lance Larson (SUA), silver medal; John Devitt (AUS), gold medal; Manuel Dos Santos (BRA), bronze medal

FINAL

Friday 26th August, at 21.10 hrs – Swimming Stadium

1. J. DEVITT	(3)	AUS	55"2 °
2. L. LARSON	(4)	SUA	55"2 °
3. M. DOS SANTOS jr.	(6)	BRA	55"4
4. B. Hunter	(5)	SUA	55"6
5. G. Dobay	(2)	UNG	56"3
6. R. Pound	(1)	CAN	56"3
7. A. Burer	(8)	SAF	56"3
8. P. O. Lindberg	(7)	SVE	57"1

° New Olympic record.

400 METRES FREE STYLE

Previous Olympic Winners

1904 - C. M. Daniel	SUA	6'16"2 (402 metres)	1932 - C. L. Crabbe	SUA	4'48"4
1908 - H. Taylor	GRB	5'36"8	1936 - J. Medica	SUA	4'44"5
1912 - G. R. Hodgson	CAN	5'24"4	1948 - W. Smith	SUA	4'41"0
1920 - N. Ross	SUA	5'26"8	1952 - J. Boiteux	FRA	4'30"7
1924 - J. Weissmüller	SUA	5'04"2	1956 - M. Rose	AUS	4'27"3
1928 - U. A. Zorilla	ARG	5'01"6			

World record: 4'16"6

- T. Yamanaka GIA 1959

Olympic record: 4'27"3

- M. Rose AUS Melbourne 1956


41 entries from 26 nations - 40 participants from 25 nations

HEATS


Tuesday 30th August, at 16.30 hrs — Swimming Stadium

Competitors with the 8 best times qualified for the final

			100 METRES	200 METRES	300 METRES	400 METRES
HEAT 1						
1. T. YAMANAKA	(4)	GIA	1'01"5	2'07"6	3'14"5	4'21"0 °
2. H. Klein	(5)	GER	1'04"1	2'12"9	3'23"7	4'31"6
3. V. Rogusic	(3)	JUG	1'05"2	2'17"2	3'29"1	4'39"5
4. T. Hornyanszky	(6)	UNG	1'05"2	2'17"2		4'46"2
5. H. Ilk	(2)	AUT	1'05"4	2'20"5	3'39"7	4'58"1
6. K. Fridlin	(1)	SVI	1'06"3	2'25"6	3'44"8	5'02"3
- F. Fanjul		ARG		<i>non starter</i>		
° New Olympic record.						
HEAT 2						
1. J. KONRADS	(4)	AUS	1'01"8	2'08"3	3'15"7	4'24"3
2. J. Katona	(5)	UNG	1'02"6	2'09"9	3'19"4	4'29"5
3. R. Campion	(3)	GRB	1'03"0	2'12"1	3'22"3	4'32"3
4. S. Johansson	(6)	SVE	1'04"0	2'14"2	3'25"9	4'35"6
5. K. Haavisto	(2)	FIN	1'03"3	2'13"3	3'24"8	4'36"0
6. J. Pommat	(7)	FRA	1'06"0	2'18"2	3'32"4	4'46"5
- L. Kolesnikov	(0)	URS		<i>retired</i>		



Start of the third heat of the 400 m. free style. From top end: the Pole, J. Tracz, the Portuguese, E. Sousa, the Swede P. Ericsson, the Japanese, M. Fukui, the Englishman, I. Black (winner of the heat), the Finn, I. Suvanto and the Mexican, R. Guzman.



The Australian, Murray Rose, Olympic record-holder of the 400 m. free style, the Japanese, T. Yamanaka, and the Australian, J. Konrads, at the end of the final of the 400 m.

			100 METRES	200 METRES	300 METRES	400 METRES
HEAT 3						
1. I. BLACK	(5)	<i>GRB</i>	1'02"1	2'09"5	3'17"0	4'21"9
2. M. FUKUI	(4)	<i>GIA</i>	1'01"7	2'09"2	3'17"8	4'26"7
3. J. Tracz	(1)	<i>POL</i>	1'03"5	2'15"1	3'28"4	4'38"6
4. P. Ericsson	(3)	<i>SVE</i>	1'02"5	2'13"2	3'26"8	4'41"2
5. I. Suvanto	(6)	<i>FIN</i>	1'06"2	2'19"6	3'33"7	4'42"1
6. R. Guzman	(7)	<i>MEX</i>	1'03"4	2'16"0	3'31"2	4'42"2
7. E. Sousa	(2)	<i>POR</i>	1'05"4	2'21"1	3'37"9	4'51"6
HEAT 4						
1. M. ROSE	(4)	<i>AUS</i>	1'03"5	2'10"4	3'16"7	4'22"5
2. A. Burer	(5)	<i>SAF</i>	1'03"9	2'12"5	3'22"4	4'31"9
3. P. Galletti	(3)	<i>ITA</i>	1'04"8	2'14"4	3'25"2	4'36"6
4. M. Jeger	(6)	<i>JUG</i>	1'04"6	2'15"4	3'28"9	4'41"4
5. Z. Nasution	(7)	<i>INS</i>	1'06"6	2'21"3	3'37"4	4'54"0
6. A. Trauber	(2)	<i>ISR</i>	1'06"2	2'21"2	3'39"4	4'58"6
7. R. Chenaux	(1)	<i>PRI</i>	1'10"9	2'35"3	4'02"8	5'24"6
HEAT 5						
1. M. McLACHLAN	(5)	<i>SAF</i>	1'03"4	2'11"6	3'20"3	4'25"9
2. E. LENZ	(4)	<i>SUA</i>	1'02"8	2'11"2	3'19"7	4'29"2
3. J. Curtillet	(6)	<i>FRA</i>	1'04"2	2'14"1	3'25"5	4'36"5
4. R. Roca	(3)	<i>CUB</i>	1'03"9	2'15"1	3'27"8	4'41"3
5. J. Cossio	(2)	<i>SPA</i>	1'06"0	2'19"2	3'35"5	4'50"1
6. S. Fong	(7)	<i>MAL</i>	1'06"7	2'24"8	3'46"7	5'07"3
HEAT 6						
1. A. SOMERS	(4)	<i>SUA</i>	1'00"6	2'05"8	3'12"1	4'19"2 °
2. M. Ocampo	(2)	<i>MEX</i>	1'04"0	2'13"6	2'23"2	4'35"3
3. G. Hetz	(5)	<i>GER</i>	1'03"6	2'11"6	3'27"9	4'38"4
4. B. Sailani	(3)	<i>FIL</i>	1'03"0	2'12"6	3'26"0	4'40"2
5. J. Lutomski	(1)	<i>POL</i>	1'05"0	2'16"6	3'29"9	4'42"8
6. M. Rosi	(6)	<i>ITA</i>	1'05"0	2'18"1	3'31"8	4'45"1
7. H. Duerst	(7)	<i>SVI</i>	1'06"9	2'21"5	3'37"0	4'52"5

° New Olympic record.

FINAL

Wednesday 31st August, at 21.20 hrs – Swimming Stadium

			100 METRES	200 METRES	300 METRES	400 METRES
1. M. ROSE	(6)	<i>AUS</i>	1'01"3	2'07"2	3'12"2	4'18"3 °
2. T. YAMANAKA	(5)	<i>GIA</i>	1'00"3	2'07"1	3'14"3	4'21"4
3. J. KONRADS	(2)	<i>AUS</i>	1'00"6	2'06"8	3'14"1	4'21"8
4. I. Black	(3)	<i>GRB</i>	1'02"0	2'09"1	3'16"0	4'21"8
5. A. Somers	(4)	<i>SUA</i>	1'00"0	2'06"6	3'14"1	4'22"0
6. M. McLachlan	(7)	<i>SAF</i>	1'03"1	2'11"4	3'19"4	4'26"3
7. E. Lenz	(8)	<i>SUA</i>	1'02"4	2'10"6	3'18"9	4'26"8
8. M. Fukui	(1)	<i>GIA</i>	1'01"2	2'07"7	3'17"4	4'29"6

° New Olympic record.

1,500 METRES FREE STYLE

		<i>Previous</i>	<i>Olympic</i>	<i>Winners</i>		
1904 - E. Rausch (1.609 metri)	<i>GER</i>	27'18"2		1932 - K. Kitamura	<i>GIA</i>	19'12"4
1908 - H. Taylor	<i>GRB</i>	22'48"4		1936 - N. Terada	<i>GIA</i>	19'13"7
1912 - G. R. Hodgson	<i>CAN</i>	22'00"0		1948 - J. McLane	<i>SUA</i>	19'18"5
1920 - N. Ross	<i>SUA</i>	22'23"2		1952 - F. Konno	<i>SUA</i>	18'30"0
1924 - A. Charlton	<i>AUS</i>	20'06"6		1956 - M. Rose	<i>AUS</i>	17'58"9
1928 - A. Borg	<i>SVE</i>	19'51"8				

World record: 17'11"

- J. Konrads *AUS* 1960

Olympic record: 17'58"9

- M. Rose *AUS* Melbourne 1956

34 entries from 22 nations – 30 participants from 19 nations

J. Konrads wins the 1,500 m. event, beating his fellow-countryman Murray Rose, G. Breen of the U.S.A. and T. Yamanaka of Japan.





T. Yamanaka of Japan, considered one of the favourites in the 400 and 1,500 m., was only successful in obtaining second place in the first event and fourth in the second.

Winners of the 1,500 m. on the podium. From the left: Murray Rose (AUS) silver medal; John Konrads (AUS) gold medal; George T. Breen (SUA) bronze medal.



ELIMINATION

Friday 2nd September: heats 1, 2 and 3 at

Competitors with the 8 best

			100 METRES	200 METRES	300 METRES	400 METRES	500 METRES	600 METRES
HEAT 1								
1.	T. YAMANAKA	(4) <i>GIA</i>	1'01"7	2'10"4	3'19"9	4'30"7	5'41"4	6'53"1
2.	A. Burer	(2) <i>SAF</i>	1'06"3	2'19"3	3'33"1	4'47"3	6'01"8	7'16"8
3.	G. Hetz	(5) <i>GER</i>	1'02"3	2'14"7	3'30"1	4'46"5	6'01"9	7'16"6
4.	I. Suvanto	(3) <i>FIN</i>	1'02"3	2'19"1	3'39"4	4'47"6	6'02"2	7'16"6
5.	A. Guzman	(7) <i>MEX</i>	1'06"1	2'23"0	3'39"4	4'55"5	6'12"4	7'29"4
6.	P. Galletti	(6) <i>ITA</i>	1'07"8	2'27"5	3'51"2	5'15"3	6'36"4	7'59"4
7.	R. Glotzsche	(1) <i>SVI</i>	1'10"1	2'29"6	3'52"3	5'14"6	6'37"5	8'01"7
° New Olympic record.								
HEAT 2								
1.	A. SOMERS	(4) <i>SUA</i>	1'07"4	2'19"8	3'31"8	4'43"8	5'56"3	7'08"3
2.	M. McLACHLAN	(3) <i>SAF</i>	1'08"1	2'21"4	3'34"0	4'47"2	6'01"8	7'16"0
3.	M. Nakabo	(5) <i>GIA</i>	1'07"4	2'20"2	3'33"2	4'47"4	6'02"7	7'17"3
4.	R. Sreenan	(6) <i>GRB</i>	1'08"6	2'23"2	3'38"9	4'54"6	6'10"8	7'27"2
5.	Tin Maung Ti	(1) <i>BIR</i>	1'08"2	2'20"8	3'35"2	4'51"5	6'08"0	7'25"6
6.	S. Kickovic	(2) <i>JUG</i>	1'12"4	2'39"4	3'53"8	5'15"6	6'37"5	8'01"2
Non starter								
	A. Feocorao	(7) <i>VEN</i>						
HEAT 3								
1.	G. BREEN	(4) <i>SUA</i>	1'04"3	2'14"3	3'25"4	4'36"5	5'48"7	7'01"0
2.	L. Bengtsson	(3) <i>SVE</i>	1'05"6	2'17"8	3'31"2	4'43"3	5'56"0	7'09"7
3.	V. Rogusic	(5) <i>JUG</i>	1'08"1	2'24"1	3'40"1	4'57"2	6'12"1	7'27"5
4.	M. Torres	(7) <i>SPA</i>	1'10"5	2'27"3	3'44"8	5'02"2	6'19"3	7'37"1
5.	M. Rosi	(6) <i>ITA</i>	1'08"4	2'24"5	3'41"5	4'59"8	6'19"4	7'39"1
6.	A. Bodnar	(2) <i>UNG</i>	1'11"1	2'29"4	3'48"7	5'08"4	6'31"6	7'54"3
Non starter								
	R. Chenux	(1) <i>PRI</i>						
HEAT 4								
1.	J. KONRADS	(4) <i>AUS</i>	1'04"5	2'14"6	3'24"8	4'36"2	5'46"8	6'58"2
2.	J. KATONA	(5) <i>UNG</i>	1'04"3	2'14"5	3'25"2	4'36"8	5'48"4	7'01"3
3.	R. CAMPION	(6) <i>GRB</i>	1'04"5	2'15"0	3'25"5	4'37"0	5'49"0	7'01"8
4.	U. Millow	(3) <i>GER</i>	1'05"1	2'17"8	3'31"5	4'45"3	5'59"5	7'13"9
5.	M. Ocampo	(7) <i>MEX</i>	1'04"5	2'16"1	3'29"8	4'44"7	5'59"5	7'14"3
6.	Z. Nasution	(2) <i>INS</i>	1'06"5	2'20"4	3'36"8	4'54"0	6'12"0	7'30"5
Non starter								
	A. Trauber	(1) <i>ISR</i>						

HEATS

09.05 hrs; heats 4 and 5 at 21.25 hrs

times qualified for the final

700 METRES	800 METRES	900 METRES	1.000 METRES	1.100 METRES	1.200 METRES	1.300 METRES	1.400 METRES	1.500 METRES
8'05"0	9'17"9	10'56"6	11'42"7	12'55"5	14'08"4	15'21"9	16'35"7	17'46"5(°)
8'30"8	9'44"3	10'56"6	12'09"7	13'22"8	14'36"3	15'50"0	17'04"0	18'17"8
8'31"5	9'46"7	11'00"7	12'15"8	13'31"3	14'46"1	16'01"4	17'17"1	18'32"2
8'31"6	9'46"0	11'01"5	12'15"8	13'33"6	14'50"0	16'07"1	17'24"8	18'32"2
8'47"3	10'05"5	11'23"6	12'42"3	14'00"9	15'20"0	13'37"6	17'55"9	19'11"1
9'22"5	10'45"9	12'09"7	13'31"7	14'51"8	16'15"3	17'40"5	19'03"6	20'28"2
9'27"0	10'53"0	12'19"0	13'45"6	15'10"8	16'37"3	18'04"0	19'28"4	20'45"1
8'21"1	9'34"1	10'45"5	11'56"6	13'07"9	14'19"5	15'31"0	16'42"5	17'54"1
8'29"9	9'42"8	10'57"0	12'11"2	13'23"6	14'34"8	15'46"3	16'58"6	18'09"9
8'32"0	9'46"7	11'00"7	12'15"2	13'30"2	14'45"7	16'01"3	17'16"6	18'30"4
8'44"7	10'02"4	11'19"9	12'37"2	13'54"5	15'11"3	16'27"6	17'43"2	18'57"1
8'44"2	10'03"0	11'18"3	12'35"8	13'53"0	15'10"4	16'29"6	17'50"3	19'09"8
9'25"9	10'48"8	12'12"7	13'36"2	14'58"5	16'21"6	17'44"4	19'07"1	20'29"0
8'13"1	9'25"6	10'37"8	11'50"3	13'02"7	14'15"3	15'28"1	16'40"9	17'55"9
8'23"8	9'38"5	10'52"9	11'07"5	13'22"2	14'36"9	15'51"6	17'06"5	18'19"7
8'43"5	9'59"4	11'14"7	12'30"7	13'47"7	15'04"5	16'21"2	17'33"9	18'51"8
8'55"2	10'13"3	11'31"5	12'50"2	14'09"2	15'27"6	16'46"6	18'05"5	19'21"8
9'00"0	10'21"5	11'42"8	13'05"2	14'27"2	15'49"8	17'11"8	18'33"2	19'52"9
9'16"1	10'37"6	11'59"1	13'22"0	14'44"7	16'09"6	17'33"4	18'58"5	20'22"2
8'10"5	9'22"4	10'34"5	11'47"3	12'59"8	14'12"6	15'25"6	16'38"7	17'52"0
8'14"0	9'26"9	10'40"0	11'52"8	13'06"9	14'20"1	15'33"7	16'45"5	17'53"5
8'14"2	9'27"0	10'40"1	11'52"9	13'06"9	14'20"3	15'34"0	16'45"3	17'54"8
8'28"0	9'42"6	10'57"4	12'12"3	13'27"0	14'42"4	15'56"4	17'11"1	18'22"7
8'28"6	9'43"0	10'57"7	12'13"0	13'28"7	14'44"1	15'58"4	17'14"2	18'29"0
8'49"0	10'07"6	11'26"3	12'45"7	14'03"8	15'13"4	16'23"5	17'43"5	19'18"6

			100 METRES	200 METRES	300 METRES	400 METRES	500 METRES	600 METRES
HEAT 5								
1. M. ROSE	(4)	<i>AUS</i>	1'06"1	2'16"0	3'26"3	4'36"4	5'47"2	6'57"9
2. B. Sailani	(3)	<i>FIL</i>	1'08"3	2'20"8	3'33"1	4'45"5	5'58"3	7'10"8
3. G. Androsov	(5)	<i>URS</i>	1'08"5	2'21"7	3'35"4	4'49"5	6'03"6	7'18"8
4. H. Duerst	(7)	<i>SVI</i>	1'09"5	2'25"4	3'42"7	5'01"4	6'19"4	7'37"7
5. E. Sousa	(2)	<i>POR</i>	1'10"6	2'26"5	3'44"0	5'02"8	6'22"1	7'42"1
B. Almstedt	(6)	<i>SVE</i>	non starter					
° New Olympic record.								

FINAL

Saturday 3rd September,

			100 METRES	200 METRES	300 METRES	400 METRES	500 METRES	600 METRES
1. J. KONRADS	(3)	<i>AUS</i>	1'03"1	2'11"9	3'21"2	4'31"5	5'42"1	6'52"8
2. M. ROSE	(4)	<i>AUS</i>	1'05"2	2'14"9	3'24"9	4'35"1	5'45"7	6'56"5
3. G. BREEN	(1)	<i>SUA</i>	1'03"6	2'12"0	3'21"2	4'31"6	5'42"2	6'52"9
4. T. Yamanaka	(5)	<i>GIA</i>	1'03"6	2'13"0	3'22"8	4'33"0	5'43"1	6'53"4
5. J. Katona	(6)	<i>UNG</i>	1'03"8	2'14"0	3'25"3	4'37"4	5'48"8	7'00"8
6. M. McLachlan	(8)	<i>SAF</i>	1'04"2	2'16"2	3'27"7	4'39"4	5'51"2	7'03"1
7. A. Somers	(2)	<i>SUA</i>	1'05"0	2'14"4	3'24"7	4'34"8	5'45"6	6'56"7
8. R. Champion	(7)	<i>GRB</i>	1'02"9	2'14"0	3'26"0	4'37"6	5'50"4	7'03"5
° New Olympic record.								

700 METRES	800 METRES	900 METRES	1.000 METRES	1.100 METRES	1.200 METRES	1.300 METRES	1.400 METRES	1.500 METRES
8'08"1	9'18"5	10'29"5	11'39"3	12'49"7	14'00"4	15'11"4	16'22"2	17'32"8(°)
8'24"3	9'38"0	10'51"4	12'05"7	13'20"3	14'34"8	15'49"5	17'04"5	18'39"0
8'34"1	9'49"4	11'04"8	12'20"8	13'37"4	14'53"6	16'09"3	17'24"4	18'39"0
8'55"9	10'14"4	11'32"8	12'51"3	14'10"1	15'28"7	16'47"4	18'05"5	19'21"9
9'02"5	10'22"9	11'42"8	13'02"8	14'22"4		17'02"8	18'22"7	19'40"1

COMPETITION

20.50 hrs — *Swimming Stadium*

700 METRES	800 METRES	900 METRES	1.000 METRES	1.100 METRES	1.200 METRES	1.300 METRES	1.400 METRES	1.500 METRES
8'03"4	9'13"7	10'24"4	11'35"3	12'45"0	13'53"8	15'03"0	16'12"4	17'19"6(°)
8'07"1	9'17"4	10'27"4	11'37"5	12'47"5	13'57"3	15'06"3	16'14"3	17'21"7
8'03"4	9'13"7	10'24"4	11'35"3	12'47"0	13'58"6	15'11"0	16'23"3	17'30"6
8'04"2	9'15"4	10'26"6	11'37"8	12'48"1	13'59"0	15'11"1	16'23"4	17'34"7
8'12"0	9'24"1	10'36"3	11'47"7	12'59"8	14'12"0	15'24"0	16'35"1	17'43"7
8'15"2	9'27"3	10'39"5	11'51"6	13'03"3	14'14"8	15'26"3	16'36"8	17'44"9
8'08"3	9'21"8	10'35"4	11'49"8	13'03"5	14'18"5	15'33"5	16'48"0	18'02"8
8'16"0	9'30"7	10'45"5	12'00"7	13'16"0	14'32"2	15'48"9	17'05"9	18'22"7

100 METRES BACKSTROKE

Previous Olympic Winners

1908 - A. Bieberstein	GER	1'24"6	1932 - Y. Kiyokawa	GIA	1'08"6
1912 - H. Hebner	SUA	1'21"2	1936 - A. Kiefer	SUA	1'05"9
1920 - W. Kealoha	SUA	1'15"2	1948 - A. Stack	SUA	1'06"4
1924 - W. Kealoha	SUA	1'13"2	1952 - Y. Oyakawa	SUA	1'05"4
1928 - G. H. Kojac	SUA	1'08"2	1956 - D. Theile	AUS	1'02"2

World record: 1'01"5

- A. Wiggins	SUA	1955
- J. Monckton	AUS	1958

Olympic record: 1'02"2

- D. Theile	AUS	Melbourne	1956
-------------	-----	-----------	------

37 entries from 27 nations — 37 participants from 27 nations

HEATS

Tuesday 30th August, at 20.40 — Swimming Stadium

Competitors with the 16 best times qualified for the semi-finals


HEAT 1				HEAT 2			
1. J. MONCKTON	(4)	AUS	1'04"4	1. R. BENNETT	(4)	SUA	1'02"0 °
2. J. CSIKANY	(3)	UNG	1'04"5	2. L. BARBIER	(3)	URS	1'03"5
3. W. WAGNER	(5)	GER	1'04"7	3. J. DIETZE	(5)	GER	1'04"0
4. K. TOMITA	(6)	GIA	1'04"7	4. J. Jiskoot	(7)	PBA	1'05"9
5. H. VERBAUWEN	(2)	BEL	1'05"0	5. F. Suda	(6)	AUT	1'06"0
6. J. Cabrera	(7)	SPA	1'06"5	6. M. Dorcic	(2)	JUG	1'06"0
7. R. Cerqueira	(1)	POR	1'06"7	7. Y. Schneider	(1)	ISR	1'11"1
8. D. Kolovos	(8)	GRE	1'13"8	8. U. Fikirgi	(8)	TUR	1'15"2

° New Olympic record.

HEAT 3				HEAT 4			
1. R. CHRISTOPHE	(4)	FRA	1'04"0	1. D. THEILE	(4)	AUS	1'03"1
2. G. SYKES	(5)	GRB	1'04"8	2. V. SIYMAR	(5)	URS	1'04"6
3. R. Wheaton	(3)	CAN	1'05"7	3. G. AVELLONE	(6)	ITA	1'05"4
4. B. Almstedt	(2)	SVE	1'05"9	4. H. Rigby	(2)	GRB	1'06"2
5. A. Gaxiola	(7)	MEX	1'05"9	5. K. Watanabe	(3)	GIA	1'08"4
6. At. De Oliveira jr.	(6)	BRA	1'07"9	6. L. Cortez	(7)	FIL	1'08"7
7. R. Müller	(1)	LUX	1'12"3	7. R. Burggraf	(1)	SVI	1'11"0

HEAT 5

1. F. McKINNEY	(4)	SUA	1'02"4
2. P. DIZ ESPELETA	(5)	ARG	1'04"7
3. O. GRENNER	(3)	FIN	1'04"7
4. C. Raffy	(2)	FRA	1'05"8
5. G. Elsa	(6)	ITA	1'05"8
6. E. Rabell	(7)	MEX	1'08"0
7. J. Konrad	(1)	UNG	1'19"9



Start of the second semi-final of the 100 m. backstroke, won by McKinney.



D. Theile of Australia wins the 100 metres backstroke and sets a new Olympic record.

SEMI-FINALS

Wednesday 31st August, 08.00 hrs — Swimming Stadium

Competitors with the 8 best times qualified for the final

1st SEMI-FINAL				2nd SEMI-FINAL			
1. D. THEILE	(5)	AUS	1'03"1	1. F. McKINNEY	(4)	SUA	1'03"8
2. R. CHRISTOPHE	(3)	FRA	1'03"7	2. W. WAGNER	(7)	GER	1'03"9
3. R. BENNETT	(4)	SUA	1'03"7	3. L. BARBIER	(5)	URS	1'04"3
4. J. MONCKTON	(6)	AUS	1'03"8	4. J. Dietze	(3)	GER	1'04"7
5. V. SIYMAR	(2)	URS	1'04"6	5. G. Sykes	(1)	GRB	1'04"7
6. K. Tomita	(1)	GIA	1'05"2	6. P. Diz Espeleta	(2)	ARG	1'05"0
7. O. Grenner	(7)	FIN	1'05"2	7. J. Csikany	(6)	UNG	1'05"2
8. H. Verbauwen	(8)	BEL	1'06"2	8. G. Avellone	(8)	ITA	1'06"5

FINAL

Wednesday 31st August, 22.40 hrs — Swimming Stadium

1. D. THEILE	(4)	AUS	1'01"9 °	5. L. Barbier	(1)	URS	1'03"5
2. F. McKINNEY	(2)	SUA	1'02"1	6. W. Wagner	(7)	GER	1'03"5
3. R. BENNETT	(3)	SUA	1'02"3	7. J. Monckton	(6)	AUS	1'04"1
4. R. Christophe	(5)	FRA	1'03"2	8. V. Siymar	(8)	URS	1'04"6

° New Olympic record.

200 METRES BREASTSTROKE

Previous Olympic Winners

1908 - F. Holman	<i>GRB</i>	3'09"2	1932 - Y. Tsuruta	<i>GIA</i>	2'45"4
1912 - W. Bathe	<i>GER</i>	3'01"8	1936 - T. Hamuro	<i>GIA</i>	2'42"5
1920 - H. Malmroth	<i>SVE</i>	3'04"4	1948 - J. Verdeur	<i>SUA</i>	2'39"3
1924 - R. Skelton	<i>SUA</i>	2'56"6	1952 - J. Davies	<i>AUS</i>	2'34"4
1928 - Y. Tsuruta	<i>GIA</i>	2'48"8	1956 - M. Furukawa	<i>GIA</i>	2'34"7

World record: 2'31"

- H. Klein	<i>GER</i>	1952
- M. Furukawa	<i>GIA</i>	1955

Olympic record: 2'34"7

- M. Furukawa	<i>GIA</i>	Melbourne	1956
---------------	------------	-----------	------

44 entries from 31 nations - 42 participants from 30 nations

HEATS

Friday 26th August, 21.10 hrs — Swimming Stadium

Competitors with the 16 best times qualified for the semi-finals

HEAT 1				HEAT 2			
1. W. MULLIKEN	(5)	<i>SUA</i>	1'16"9 2'38"0	1. A. GOLOVCHENKO	(4)	<i>URS</i>	1'16"0 2'41"0
2. G. PROKOPENKO	(4)	<i>URS</i>	1'15"7 2'39"2	2. D. PERISIC	(3)	<i>JUG</i>	1'17"4 2'41"1
3. G. Rowlinson	(6)	<i>GRB</i>	1'18"8 2'45"0	3. C. WALKDEN	(6)	<i>GRB</i>	1'17"3 2'41"5
4. E. Unal	(2)	<i>TUR</i>	1'20"3 2'49"0	4. M. MITROFAN	(5)	<i>ROM</i>	1'16"3 2'41"8
5. A. Saloso	(7)	<i>FIL</i>	1'20"7 2'53"3	5. F. Zabliith Filho	(7)	<i>BRA</i>	1'19"0 2'48"6
- L. Felkai	(1)	<i>UNG</i>	<i>disqualified</i>	6. R. Boullanger	(8)	<i>FRA</i>	1'19"8 2'54"4
- G. Brauner	(8)	<i>AUT</i>	<i>disqualified</i>	7. N. Wildhaber	(2)	<i>SVI</i>	1'23"8 2'58"7
- A. Oanta	(3)	<i>ROM</i>	<i>non starter</i>				
HEAT 3				HEAT 4			
1. W. MENSONIDES	(5)	<i>PBA</i>	1'17"5 2'39"0	1. I. MASUDA	(5)	<i>GIA</i>	1'18"4 2'41"2
2. R. LAZZARI	(3)	<i>ITA</i>	1'18"3 2'41"2	2. T. GATHERCOLE	(4)	<i>AUS</i>	1'18"5 2'41"7
3. K. Enke	(4)	<i>GER</i>	1'17"8 2'44"6	3. P. Lairola	(2)	<i>FIN</i>	1'16"9 2'43"3
4. R. Audoly	(2)	<i>FRA</i>	1'20"5 2'46"5	4. B. Nilsson	(3)	<i>SVE</i>	1'19"0 2'45"7
5. P. Spangaro	(6)	<i>ITA</i>	1'19"5 2'53"8	5. S. Rabinovitch	(6)	<i>CAN</i>	1'18"4 2'47"2
6. T. Williams	(1)	<i>CEY</i>	1'22"1 2'59"8	6. L. Lee	(7)	<i>RCF</i>	1'19"3 2'52"8
- O. Siregar	(7)	<i>INS</i>	<i>non starter</i>	7. W. Risi	(1)	<i>SVI</i>	1'22"0 2'56"6



Victory ceremony for the winners of the 200 metres backstroke. From the left: W. Menonides (PBA) bronze medal; W. Mulliken (SUA) gold medal and Y. Ohsaki (GIA) silver medal.

HEAT 5				HEAT 6			
1. P. HAIT	(5)	<i>SUA</i>	1'15"0 2'40"8	1. Y. OHSAKI	(4)	<i>GIA</i>	1'16"7 2'39"1
2. A. KLOPOTOWSKI	(8)	<i>POL</i>	1'16"9 2'41"4	2. G. Desmit	(6)	<i>BEL</i>	1'17"2 2'42"4
3. G. KUNSAGI	(3)	<i>UNG</i>	1'16"7 2'42"2	3. T. Lindstrom	(5)	<i>SVE</i>	1'16"5 2'42"8
4. E. Henninger	(4)	<i>GER</i>	1'15"3 2'42"4	4. W. Burton	(3)	<i>AUS</i>	1'18"4 2'43"9
5. V. Svozil	(6)	<i>CSV</i>	1'16"2 2'42"4	5. G. Alsina	(7)	<i>SPA</i>	1'21"7 2'51"4
6. E. Diaz	(7)	<i>SPA</i>	1'22"1 2'52"9	6. G. Shefa	(2)	<i>ISR</i>	1'21"1 2'51"7
7. Troung Ke Nhon	(2)	<i>VIE</i>	1'21"5 2'53"0	7. N. Zacharopoulos	(1)	<i>GRE</i>	1'24"2 2'56"4
- E. Schweitzer	(1)	<i>LUX</i>	<i>disqualified</i>				

Competitors E. Henninger (*GER*), G. Desmit (*BEL*) and V. Svozil (*CSV*), who all obtained the time of 2'42"4 in the heats, competed in a further qualification round for the 15th and 16th place in the semi-finals.

QUALIFICATION FOR SEMI-FINALS

Saturday 27th August, 15.40 hrs —Swimming Stadium

1. E. HENNINGER	(4)	<i>GER</i>	1'14"8 2'39"5
2. G. DESMIT	(5)	<i>BEL</i>	1'16"2 2'41"1
3. V. Svozil	(3)	<i>CSV</i>	1'16"1 2'41"7

SEMI-FINALS

Monday 29th August, 20.40 hrs - Swimming Stadium

Competitors with the 8 best times qualified for the final

1st SEMI-FINAL				2nd SEMI-FINAL			
1. W. MULLIKEN	(4)	<i>SUA</i>	1'16"1 2'37"2	1. T. GATHERCOLE	(7)	<i>AUS</i>	1'16"9 2'39"1
2. Y. OHSAKI	(5)	<i>GIA</i>	1'14"7 2'38"2	2. W. MENSONIDES	(4)	<i>PBA</i>	1'17"0 2'39"3
3. E. HENNINGER	(8)	<i>GER</i>	1'14"4 2'38"5	3. P. HAIT	(3)	<i>SUA</i>	1'15"8 2'39"6
4. R. LAZZARI	(2)	<i>ITA</i>	1'16"8 2'40"3	4. A. KLOPOTOWSKI	(2)	<i>POL</i>	1'16"3 2'40"8
5. A. Golovchenko	(3)	<i>URS</i>	1'16"2 2'40"9	5. G. Prokopenko	(5)	<i>URS</i>	1'17"0 2'41"0
6. M. Mitrofan	(1)	<i>ROM</i>	1'17"1 2'41"6	6. G. Desmit	(8)	<i>BEL</i>	1'16"8 2'41"8
7. C. Walkden	(7)	<i>GRB</i>	1'17"0 2'41"7	7. I. Masuda	(6)	<i>GIA</i>	1'17"4 2'42"3
8. D. Perisic	(6)	<i>JUG</i>	1'17"6 2'44"2	8. G. Kunsagi	(1)	<i>UNG</i>	1'17"0 2'42"4

FINAL

Tuesday 30th August, 22.00 hrs —Swimming Stadium

1. W. MULLIKEN	(4)	<i>SUA</i>	1'17"1 2'37"4
2. Y. OHSAKI	(5)	<i>GIA</i>	1'17"7 2'38"0
3. W. MENSONIDES	(2)	<i>PBA</i>	1'17"8 2'39"7
4. E. Henninger	(3)	<i>GER</i>	1'14"6 2'40"1
5. R. Lazzari	(1)	<i>ITA</i>	1'18"6 2'40"1
6. T. Gathercole	(6)	<i>AUS</i>	1'15"8 2'40"2
7. A. Klopotoski	(8)	<i>POL</i>	1'17"5 2'41"2
8. P. Hait	(7)	<i>SUA</i>	1'16"4 2'41"4

200 METRES BUTTERFLY STROKE

Previous Olympic Winners

1956 - W. A. Yorzyk *SUA* 2'19"3

World record: 2'13"2

- M. Troy *SUA* 1960

Olympic record: 2'18"6

- W. A. Yorzyk *SUA* Melbourne 1960

39 entries from 26 nations - 34 participants from 23 nations

HEATS

Wednesday 31st August, at 20.30 hrs — Swimming Stadium

Competitors with the 16 best times qualified for the semi-finals

HEAT 1				HEAT 2			
1. M. TROY	(4)	<i>SUA</i>	1'03"5 2'15"5 °	1. F. DENNERLEIN	(4)	<i>ITA</i>	1'05"7 2'18"3
2. K. IZUTSU	(5)	<i>GIA</i>	1'06"5 2'20"3	2. V. KUZMIN	(5)	<i>URS</i>	1'05"8 2'19"3
3. G. KISELEV	(3)	<i>URS</i>	1'06"5 2'24"6	3. E. RIOS	(7)	<i>MEX</i>	1'07"3 2'22"0
4. A. POPESCU	(8)	<i>ROM</i>	1'05"5 2'24"6	4. H. Bengtsson	(2)	<i>SVE</i>	1'07"6 2'25"0
5. I. BLYTH	(6)	<i>GRB</i>	1'06"2 2'24"9	5. W. Sieber	(6)	<i>GER</i>	1'06"9 2'25"4
6. G. Fossati	(2)	<i>ITA</i>	1'07"9 2'31"9	6. G. Korteweg	(1)	<i>PBA</i>	1'07"2 2'26"4
7. B. Sitters	(7)	<i>PBA</i>	1'10"9 2'36"6	7. C. Grout	(3)	<i>CAN</i>	1'07"3 2'27"7
- Phan Uuu Dong	(1)	<i>VIE</i>	<i>non starter</i>	- G. Shefa	(8)	<i>ISR</i>	<i>non starter</i>


° New Olympic record.


HEAT 3				HEAT 4			
1. D. GILLANDERS	(4)	<i>SUA</i>	1'04"6 2'16"2	1. N. HAYES	(4)	<i>AUS</i>	1'05"3 2'18"1
2. L. A. NICOLAO	(3)	<i>ARG</i>	1'07"7 2'23"9	2. I. SUVANTO	(2)	<i>FIN</i>	1'07"3 2'23"9
3. P. PAZDIREK	(5)	<i>CSV</i>	1'07"7 2'24"2	3. J. Bachmann	(3)	<i>GER</i>	1'07"1 2'25"0
4. A. Hamsain	(6)	<i>FIL</i>	1'05"0 2'27"9	4. H. Vidil	(1)	<i>FRA</i>	1'12"0 2'36"0
5. L. Vaz Jorge	(7)	<i>POR</i>	1'08"6 2'28"9	5. H. De la Fe	(7)	<i>SPA</i>	1'11"7 2'37"0
6. A. Perseke	(1)	<i>BRA</i>	1'13"5 2'50"8	6. A. Radjal	(6)	<i>FIL</i>	1'07"5 2'39"8
7. L. Radonjic	(8)	<i>JUG</i>	1'25"0 3'00"6	- I. Black	(5)	<i>GRB</i>	<i>non starter</i>
- H. Nasution	(2)	<i>INS</i>	<i>non starter</i>				



The American Mike Troy comes out of the water after his victory in the 200 metres butterfly stroke. Troy beat the world record for the fourth time in the year.

The Australian N. Hayes, classified second in the final of the 200 m. butterfly stroke.





The winners of the 200 m. butterfly stroke. From the left: the Australian N. Hayes, silver medal, the American M. Troy, gold medal and his fellow-countryman D. Gillanders, bronze medal.

The Italian, Federico Dennerlein, in the final of the 200 metres butterfly stroke was placed fourth.



HEAT 5

1. K. BERRY	(5)	AUS	1'05"7	2'18"9
2. H. YOSHIMUTA	(4)	GIA	1'05"5	2'19"4
3. F. Fanjul	(3)	ARG	1'06"3	2'25"2
4. L. Kiss	(2)	UNG	1'08"9	2'31"0
5. J. Leon	(7)	SPA	1'10"9	2'31"4
6. Y. Rogusic	(6)	JUG	1'11"3	2'35"5
7. S. Fong	(1)	MAL	1'18"4	2'56"4
- M. Ambrus	(8)	UNG	<i>non starter</i>	

Competitors J. Bachmann (*GER*) and H. Bengtsson (*SVE*), who both had the equal time of 2'25 in the heats, competed in a qualification race for the 16th place in the semi-finals.

QUALIFICATION FOR THE SEMI-FINALS

1. J. BACHMANN	(4)	GER	1'07"2	2'23"1
2. H. Bengtsson	(5)	SVE	1'08"4	2'25"1

SEMI-FINALS

Thursday 1st September, 09.45 hrs — Swimming Stadium

Competitors with the 8 best times qualified for the final.

1st SEMI-FINAL					2nd SEMI-FINAL				
1. M. TROY	(4)	SUA	1'04"6	2'18"0	1. D. GILLANDERS	(4)	SUA	1'07"1	2'18"7
2. N. HAYES	(5)	AUS	1'07"7	2'21"6	2. V. KUZMIN	(3)	URS	1'07"3	2'19"1
3. H. YOSHIMUTA	(6)	GIA	1'06"6	2'21"7	3. F. DENNERLEIN	(5)	ITA	1'07"1	2'20"5
4. K. BERRY	(3)	AUS	1'06"8	2'23"1	4. K. IZUTSU	(6)	GIA	1'07"1	2'21"5
5. E. Rios	(2)	MEX	1'08"7	2'24"2	5. P. Pazdirek	(7)	CSV	1'08"0	2'23"5
6. G. Kiselev	(1)	URS	1'07"7	2'24"8	6. J. Bachmann	(8)	GER	1'08"6	2'28"4
7. L. A. Nicolao	(7)	ARG	1'08"6	2'26"8	7. A. Popescu	(1)	ROM	1'10"3	2'28"5
8. I. Blyth	(8)	GRB	1'07"8	2'26"8	- I. Suvanto	(2)	FIN	<i>retired</i>	

FINAL

Friday 2nd September, 20.40 hrs — Swimming Stadium

1. M. TROY	(4)	SUA	1'02"5	2'12"8*°
2. N. HAYES	(7)	AUS	1'05"3	2'14"6
3. D. GILLANDERS	(5)	SUA	1'04"0	2'15"3
4. F. Dennerlein	(6)	ITA	1'04"7	2'16"0
5. H. Yoshimuta	(1)	GIA	1'04"7	2'18"3
6. K. Berry	(8)	AUS	1'05"6	2'18"5
7. V. Kuzmin	(3)	URS	1'05"0	2'18"9
8. K. Izutsu	(2)	GIA	1'06"3	2'19"4

* ° New world and Olympic record.

4 × 200 METRES FREE STYLE RELAY

Previous Olympic Winners

1908 - Great Britain	10'55"6	1932 - Japan	8'58"4
1912 - Australia	10'11"2	1936 - Japan	8'51"5
1920 - United States	10'04"4	1948 - United States	8'46"0
1924 - United States	9'53"4	1952 - United States	8'31"1
1928 - United States	9'36"2	1956 - Australia	8'23"6

World record: 8'16"6

Olympic record: 8'23"6

<i>AUSTRALIA</i>	1960	<i>AUSTRALIA</i>	Melbourne 1956
		(K. O'Halloran, J. Devitt, M. Rose, J. Henricks)	

16 team entries representing 16 nations – 15 participating teams representing 15 nations with 67 athletes

HEATS

Monday 29th August, at 21.30hrs

Teams with the 8 best times qualified for the final.

HEAT 1

1. <i>JAPAN</i> (4)	2. <i>GREAT BRITAIN</i> (6)	3. <i>U. S. S. R.</i> (5)
Yamanaka 2'01"8	Milton 2'09"5	Sorokin 2'07"7
Fukui 2'03"5	Martin Dye 2'06"5	Nikolaev 2'08"0
Ishii 2'07"2	Campion 2'07"7	Tovstoplet 2'08"1
Fujimoto T. 2'04"6	Black 2'03"2	Nikitin 2'06"8
<hr style="width: 100%;"/>	<hr style="width: 100%;"/>	<hr style="width: 100%;"/>
8'17"1 °	8'26"9	8'30"6

° New Olympic record.

4. <i>SWEDEN</i> (3)	5. <i>POLAND</i> (2)	6. <i>FRANCE</i> (1)
Almstedt 2'10"1	Salamon 2'08"2	Curtillet 2'07"4
Bengtsson 2'07"0	Aluchna 2'07"8	Gropaiz 2'10"8
Nordvall 2'06"9	Tracz 2'08"0	Kamoun 2'09"7
Lindberg 2'06"76	Lutomsky 2'07"9	Boiteux 2'13"3
<hr style="width: 100%;"/>	<hr style="width: 100%;"/>	<hr style="width: 100%;"/>
8'30"6	8'32"0	8'41"2
7. <i>SWITZERLAND</i> (7)	PHILIPPINES:	
Bärtschi 2'18"3	<i>non starter.</i>	
Goltsche 2'20"4		
Fridlin 2'20"9		
Duerst 2'18"5		
<hr style="width: 100%;"/>		
9'18"1		



Here is the powerful stroke of the American, Jeff Farrell during the 4 × 200 metres free style relay.

The Japanese quartet of the 4 × 200 metres free style relay who were classified second.



HEAT 2

1. UNITED STATES (4)		2. AUSTRALIA (5)		3. GERMANY (3)	
Darnton	2'06"8	Dickson	2'04"6	Wiegand	2'06"8
Winters	2'04"0	Rigby	2'06"6	Hetz	2'08"3
Clark	2'04"0	Wood	2'06"7	Zierold	2'08"5
Harrison	2'03"2	Devitt	2'06"3	Klein	2'05"8
	<hr/>		<hr/>		<hr/>
	8'18"0		8'24"2		8'29"4
4. FINLAND (8)		5. HUNGARY (2)		6. ITALY (6)	
Suvanto	2'10"0	Muller	2'11"8	Dennerlein	2'11"6
Haavisto	2'07"5	Lantos	2'07"7	Bianchi	2'08"5
Grenner	2'08"0	Dobay	2'05"5	Romani	2'10"9
Käyhkö	2'04"2	Katona	2'07"6	Galletti	2'07"1
	<hr/>		<hr/>		<hr/>
	8'29"7		8'32"6		8'38"1
7. YUGOSLAVIA (7)		8. MEXICO (1)			
Jager	2'09"6	Guzman R.	2'12"8		
Kikovic	2'12"9	Guzman A.	2'13"7		
Brivonec	2'15"4	Escalante	2'15"4		
Rogusic	2'11"9	Ocampo	2'08"4		
	<hr/>		<hr/>		
	8'49"8		8'50"4		

FINAL

Thursday 1st September, 21.50 hrs

1. UNITED STATES (5)		2. JAPAN (4)		3. AUSTRALIA (3)	
Harrison	2'03"4	Fukui	2'04"8	Dickson	2'06"6
Blick	2'01"9	Ishii	2'04"8	Devitt	2'03"2
Troy	2'02"9	Yamanaka	2'00"6	Rose	2'02"7
Farrell	2'02"0	Fujimoto	2'03"0	Konrads	2'01"3
	<hr/>		<hr/>		<hr/>
	8'10"2 *°		8'13"2		8'13"8
4. GREAT BRITAIN (6)		5. FINLAND (7)		6. SWEDEN (8)	
Milton	2'08"7	Suvanto	2'09"0	Johansson	2'09"1
Martin Dye	2'05"2	Haavisto	2'08"1	Bengtsson	2'08"2
Campion	2'08"4	Grenner	2'07"3	Nordvall	2'06"5
Black	2'05"8	Käyhkö	2'05"3	Lindberg	2'07"2
	<hr/>		<hr/>		<hr/>
	8'28"1		8'29"7		8'31"0
7. GERMANY (2)		8. U. S. S. R. (1)			
Wiegand	2'06"3	Luskowski	2'10"3		
Hetz	2'09"0	Nikolaev	2'08"0		
Zierold	2'08"4	Sorokin	2'07"0		
Klein	2'08"1	Nikitin	2'06"9		
	<hr/>		<hr/>		
	8'31"8		8'32"2		

4 × 100 METRES MEDLEY RELAY

A new Olympic event included in the Rome programme for the first time

World record: 4'10"4

(J. Monckton, T. Gathercole, B. Wilkison, J. Devitt) AUS 1958

18 team entries representing 18 nations – 18 participating teams representing 18 nations with 80 athletes

HEATS

Saturday 27th August, at 15.00 hrs

Teams with the 8 best times qualified for the final

HEAT 1

1. AUSTRALIA (5)		2. GERMANY (4)		3. FRANCE (3)	
Carroll	1'04"6	Wagner	1'04"3	Christophe	1'03"2
Burton	1'13"3	Tittes	1'12"2	Boullanger	1'15"5
Berry	1'01"7	Lotter	1'04"0	Pommat	1'05"5
Shipton	55"2	Jacobsen	57"2	Gottvalles	57"6
	<hr/> 4'14"8		<hr/> 4'17"7		<hr/> 4'21"7
4. MEXICO (7)		5. FINLAND (6)		6. ISRAEL (2)	
Gaxiola	1'05"4	Grenner	1'05"2	Schneider	1'11"3
Rabell	1'18"6	Lairola	1'16"2	Shefa	1'19"3
Ocampo	1'02"3	Suvanto	1'06"6	Lurie	1'06"9
Escalante	56"8	Käyhkö	59"3	Trauber	1'00"1
	<hr/> 4'23"1		<hr/> 4'27"3		<hr/> 4'37"6

HEAT 2

1. JAPAN (4)		2. ITALY (6)		3. U. S. S. R. (5)	
Watanabe	1'05"5	Avellone	1'05"8	Barbier	1'03"8
Ohsaki	1'11"8	Lazzari	1'12"0	Kolesnikov	1'13"0
Hirakida	1'01"9	Dennerlein	1'00"7	Kiselev	1'03"0
Ishihara	56"8	Bianchi	57"5	Lužkovski	56"4
	<hr/> 4'16"0		<hr/> 4'16"0		<hr/> 4'16"2

4. GREAT BRITAIN (3)

Sykes	1'03"9
Walkden	1'13"1
Black	1'02"4
Clarke	57"4
<hr/>	
	4'16"8

5. PHILIPPINES (3)

Cortez	1'08"4
Saloso	1'18"1
Elizalde	1'02"9
Sailani	58"6
<hr/>	
	4'28"0

6. BRAZIL (2)

De Oliveira	1'07"2
Zablith	1'15"6
Perseke	1'08"5
Nabuco	58"8
<hr/>	
	4'30"1

HEAT 3

1. UNITED STATES (4)

Bennett	1'02"7
Hait	1'11"2
Gillanders	59"8
Clark	54"6
<hr/>	
	4'08"2 * °

2. CANADA (3)

Wheaton	1'04"8
Rabinovich	1'12"3
Grout	1'02"1
Pound	56"1
<hr/>	
	4'15"3

3. HOLLAND (2)

Jiskoot	1'05"6
Mensonides	1'12"2
Korteweg	1'02"2
Kroon	56"1
<hr/>	
	4'16"1

* ° New world and Olympic record.

4. HUNGARY (5)

Csikany	1'04"6
Kunsagi	1'13"1
Kiss	1'03"0
Lantos	57"0
<hr/>	
	4'17"7

5. YUGOSLAVIA (6)

Dorcic	1'06"1
Perisic	1'14"9
Rogusic	1'06"3
Kocmur	58"2
<hr/>	
	4'25"5

6. PORTUGAL (7)

Cerqueira	1'07"1
Sousa	1'24"7
Vaz Jorge	1'06"8
Ribeira	1'01"3
<hr/>	
	4'39"9

The Italian 4 × 100 metres medley relay team, classified sixth and bettering the Italian record: Avellone, Lazzari, Dennerlein and Bianchi.



FINAL

Thursday 1st September, 20.30 hrs

1. UNITED STATES (4)

McKinney	1'02"0
Halt	1'10"5
Larson	58"0
Farrell	54"9
<hr/>	
	4'05"4 *°

2. AUSTRALIA (5)

Theile	1'02"4
Gathercole	1'10"9
Hayes	1'03"3
Shipton	55"4
<hr/>	
	4'12"0

3. JAPAN (6)

Tomita	1'04"1
Hirakida	1'11"5
Ohsaki	1'00"4
Shimizu	56"2
<hr/>	
	4'12"2

* ° New world and Olympic record

4. CANADA (3)

Wheaton	1'05"4
Rabinovich	1'12"4
Grout	1'03"0
Pound	56"0
<hr/>	
	4'16"8

5. U.R.S.S. (1)

Barbier	1'04"7
Kolosnikov	1'12"5
Kiselev	1'02"4
Luzkovski	57"2
<hr/>	
	4'16"8

6. ITALY (2)

Avellone	1'05"5
Lazzari	1'12"1
Dennerlein	1'01"4
Bianchi	57"6
<hr/>	
	4'17"2

7. GREAT BRITAIN (8)

Sykes	1'03"6
Walkden	1'12"4
Black	1'03"3
Clarke	58"3
<hr/>	
	4'17"6


8. HOLLAND (7)

Jiskoot	1'06"3
Mensonides	1'13"4
Korteweg	1'02"6
Kroon	55"9
<hr/>	
	4'18"2

The Americans McKinney (backstroke), Halt (breaststroke), Larson (butterfly stroke) and Farrell (free style) win the 4 × 100 metres medley relay, establishing a new World and Olympic record with the time of 4'05"4. In the photograph, Larson completes his "butterfly" fraction.



The winners of the 4 × 100 metres medley relay on the podium during the prize-giving effected by the President of the I.O.C., Avery Brundage.



3-M. SPRINGBOARD DIVING

Previous Olympic Winners

1904 - R. Sheldon	<i>SUA</i>	p. 85,50	1932 - M. Galitzen	<i>SUA</i>	p. 161,38
1908 - A. Zürner	<i>GER</i>	» 85,50	1936 - R. Degener	<i>SUA</i>	» 163,57
1912 - P. Günther	<i>GER</i>	» 79,23	1948 - B. Harlan	<i>SUA</i>	» 163,64
1920 - L. Kuehn	<i>SUA</i>	» 10,00	1952 - D. Browing	<i>SUA</i>	» 205,29
1924 - A. White	<i>SUA</i>	» 696,40	1956 - B. Clotworthy	<i>SUA</i>	» 159,56
1928 - P. Desjardins	<i>SUA</i>	» 185,04			

32 diving entries from 19 nations - 32 diving participants from 19 nations

ELIMINATION ROUND

Saturday 27th August, 09.45 hrs

		FIRST DIVE	SECOND DIVE	THIRD DIVE	FOURTH DIVE	ELIM. RD. TOTAL	
1.	S. HALL	<i>SUA</i>	12,18	16,91	14,44	18,63	62,16
2.	G. TOBIAN	<i>SUA</i>	12,46	16,72	13,30	19,55	62,03
3.	J. BOTELLA	<i>MEX</i>	12,80	14,63	14,06	19,17	60,66
4.	D. POPHAL	<i>GER</i>	12,00	15,01	12,73	15,36	55,10
5.	L. MARI	<i>ITA</i>	11,20	13,11	14,63	16,10	55,04
6.	A. GAXIOLA	<i>MEX</i>	11,34	14,25	11,59	17,71	54,89
7.	G. SENEOT	<i>FRA</i>	12,00	14,44	12,54	14,95	53,93
8.	E. MEISSNER	<i>CAN</i>	10,64	11,78	13,49	17,71	53,62
9.	W. MESSA	<i>ITA</i>	10,24	13,49	12,73	17,01	53,47
10.	Y. MELNIKOV	<i>URS</i>	12,16	12,54	12,73	15,87	53,30
11.	K. MRKWICKA	<i>AUT</i>	10,24	13,87	12,73	16,28	53,12
12.	T. YAMANO	<i>GIA</i>	11,52	13,68	12,92	14,72	52,84
13.	G. LUNDQVIST	<i>SVE</i>	11,52	13,11	13,87	13,86	52,36
14.	J. HELLSTROM	<i>SVE</i>	12,00	10,83	13,68	15,40	51,91
15.	R. OERTEL	<i>GER</i>	11,04	12,92	11,97	15,87	51,80
16.	G. DEUBLE	<i>AUS</i>	10,88	13,68	11,97	14,95	51,48
17.	V. Chernyshev	<i>URS</i>	8,96	12,35	12,92	16,64	50,87
18.	C. Pire	<i>FRA</i>	10,24	14,06	10,83	15,36	50,49
19.	P. Huber	<i>AUT</i>	10,40	12,73	11,97	15,36	50,46
20.	P. Squires	<i>GRB</i>	9,94	13,11	11,78	15,40	50,23
21.	T. Bauer	<i>CSV</i>	11,52	10,45	12,54	15,41	49,92
22.	R. F. Telles	<i>BRA</i>	9,24	13,11	11,97	14,95	49,27
23.	S. Kaneto	<i>GIA</i>	10,78	13,68	8,10	14,95	47,51
24.	J. Konkoly	<i>UNG</i>	9,44	8,93	11,21	17,36	46,94
25.	J. Kowalewski	<i>POL</i>	9,92	9,88	13,30	13,44	46,54
26.	K. Collin	<i>GRB</i>	11,36	13,68	12,92	8,14	46,10
27.	K. Crotty	<i>AUS</i>	10,40	6,65	11,40	14,95	43,40
28.	A. Moharran	<i>RAU</i>	10,40	10,45	11,21	10,92	42,98
29.	F. Andrade	<i>COL</i>	9,52	12,54	11,21	8,16	41,43
30.	J. Dora	<i>UNG</i>	9,60	10,07	10,26	11,28	41,21
31.	H. Klug	<i>SVI</i>	8,16	9,12	10,45	10,92	38,65
32.	A. Muheeb	<i>RAU</i>	8,32	11,02	5,89	10,56	35,79



Gary Tobian of the U.S.A. winner of the 3-metre springboard diving event, during the moment of concentration preceding his dive.



S. Hall of the U.S.A., shortly before entering the water in his forward reverse dive from handstand position. Hall was classified second.

Tobian in action in his inward somersault dive in the final of the 3-metre springboard diving.



SEMI-FINALS

Saturday 27th August, 16.30 hrs

		ELIM. RD. TOTAL	FIFTH DIVE	SIXTH DIVE	SEVENTH DIVE	SEMI-FINAL TOTAL	
1.	S. HALL	<i>SUA</i>	62,16	15,13	10,40	19,80	107,49
2.	G. TOBIAN	<i>SUA</i>	62,03	12,41	11,05	21,84	107,33
3.	J. BOTELLA	<i>MEX</i>	60,66	13,09	12,15	21,06	106,96
4.	L. MARI	<i>ITA</i>	55,04	12,41	11,10	17,94	96,49
5.	D. POPHAL	<i>GER</i>	55,10	12,92	11,25	15,64	94,91
6.	A. GAXIOLA	<i>MEX</i>	54,89	12,92	9,10	17,76	94,67
7.	E. MEISSNER	<i>CAN</i>	53,62	12,92	10,01	17,68	94,23
8.	T. YAMANO	<i>GIA</i>	52,84	11,90	11,10	18,24	94,08
9.	G. Senecot	<i>FRA</i>	53,93	11,90	10,80	15,84	92,47
10.	W. Messa	<i>ITA</i>	53,47	13,26	9,49	16,06	92,28
11.	R. Oertel	<i>GER</i>	51,80	12,58	10,80	16,72	91,90
12.	Y. Melnikov	<i>URS</i>	53,30	12,75	9,75	16,06	91,86
13.	J. Hellstrom	<i>SVE</i>	51,91	12,58	10,95	15,87	91,31
14.	G. Lundqvist	<i>SVE</i>	52,36	12,58	9,49	16,80	91,23
15.	K. Mrkwicka	<i>AUT</i>	53,12	12,41	10,50	14,70	90,73
16.	G. Deuble	<i>AUS</i>	51,48	11,73	9,15	16,90	89,26

FINAL

Monday 29th August, 15.50 hrs

		SEMI-FINAL TOTAL	EIGHTH DIVE	NINTH DIVE	TENTH DIVE	FINAL TOTAL	
1.	G. TOBIAN	<i>SUA</i>	107,33	17,82	23,52	21,33	170,00
2.	S. HALL	<i>SUA</i>	107,49	15,62	22,10	21,87	167,08
3.	J. BOTELLA	<i>MEX</i>	106,96	21,33	19,17	14,84	162,30
4.	A. Gaxiola	<i>MEX</i>	94,67	16,28	19,76	19,71	150,42
5.	E. Meissner	<i>CAN</i>	94,23	15,18	16,72	17,94	144,07
6.	L. Mari	<i>ITA</i>	96,49	15,62	15,36	16,50	143,97
7.	T. Yamano	<i>GIA</i>	94,08	16,06	15,62	14,70	140,46
8.	D. Pophal	<i>GER</i>	94,91	10,26	16,06	12,72	133,95

10-M. HIGH DIVING

Previous Olympic Winners

1904 - G. E. Sheldon	SUA	p.	12,75	1932 - H. Smith	SUA	p.	124,80
1908 - H. Johansson	SVE	»	83,75	1936 - M. Wayne	SUA	»	113,58
1912 - A. Adlerz	SVE	»	73,94	1948 - S. Lee	SUA	»	130,05
1920 - C. Pinkston	SUA	»	7,00	1952 - S. Lee	SUA	»	156,28
1924 - A. White	SUA	»	487,30	1956 - J. Capilla Perez	MEX	»	152,44
1928 - P. Desjardins	SUA	»	98,74				

29 diving entries from 18 nations – 28 diving participants from 18 nations

ELIMINATION ROUND

Wednesday 31st August, 09.00 hrs

		FIRST DIVE	SECOND DIVE	THIRD DIVE	FOURTH DIVE	ELIM. RD. TOTAL
1. B. E. PHELPS	GRB	11,10	13,87	14,44	17,94	57,35
2. R. SPERLING	GER	13,14	13,87	13,68	16,56	57,25
3. K. MRKWICKA	AUT	12,24	13,68	13,11	16,10	55,13
4. G. M. TOBIAN	SUA	11,25	12,64	14,82	15,39	54,10
5. G. GALKIN	URS	13,32	11,36	14,95	14,44	54,07
6. A. SYSOEV	URS	10,65	14,06	13,68	15,64	54,03
7. S. KANETO	GIA	12,96	11,02	13,49	15,18	52,65
8. G. LUNDQVIST	SVE	12,06	12,73	11,20	16,33	52,32
9. R. D. WEBSTER	SUA	10,95	14,44	14,82	12,00	52,21
10. R. MADRIGAL	MEX	10,95	11,84	13,14	16,10	52,03
11. A. SBORDONE	ITA	12,78	12,16	11,78	15,18	51,90
12. J. KOWALEWSKI	POL	12,54	11,97	12,24	14,49	51,24
13. F. ENSKAT	GER	10,56	12,92	11,88	15,87	51,23
14. R. MABUCHI	GIA	12,60	12,24	14,28	12,00	51,12
15. T. OHMAN	SVE	12,24	11,39	11,70	15,64	50,97
16. H. ROUQUET	FRA	9,44	12,92	12,06	16,32	50,74
17. J. Candler	GRB	12,24	11,04	14,95	11,97	50,20
18. F. Pajella	ITA	11,88	12,60	12,42	13,11	50,01
19. Konkoly	UNG	11,16	12,35	11,78	14,72	50,01
20. A. Gaxiola	MEX	9,75	12,30	13,11	13,14	49,30
21. T. Bauer	CSV	10,71	12,20	11,88	11,27	46,06
22. E. Meissner	CAN	9,15	11,04	12,92	12,60	45,71
23. J. Dora	UNG	10,98	12,35	11,78	10,40	45,51
24. A. H. Moharam	RAU	9,92	9,60	11,78	13,80	45,10
25. M. Hassan	RAU	9,28	10,08	13,44	11,02	43,82
26. P. Heinonin	FIN	11,52	9,50	12,35	10,12	43,49
27. B. R. Holmes	AUS	10,44	8,20	12,16	9,44	40,24
28. P. J. Lee	COR	9,72	—	8,96	9,66	28,34
- K. Crotty	AUS			<i>did not present himself</i>		



An inward somersault dive by the American, Robert Webster, gold medallist in high diving.



B. E. Phelps of Great Britain, bronze medallist, in a forward somersault with twist during the final.

The winners of the high diving, smiling after prize-giving. From the left: G. M. Tobian (SUA) silver medallist; R. D. Webster (SUA) gold medallist; B. E. Phelps (GRB) bronze medallist.



SEMI-FINALS

Thursday 1st September, 08.30 hrs

		ELIM. RD. TOTAL	FIFTH DIVE	SIXTH DIVE	SEVENTH DIVE	SEMI-FINAL TOTAL	
1.	G. M. TOBIAN	<i>SUA</i>	54,10	14,04	17,94	20,00	106,08
2.	B. E. PHELPS	<i>GRB</i>	57,35	11,84	13,68	18,98	101,85
3.	R. D. WEBSTER	<i>SUA</i>	52,21	14,40	18,86	14,25	99,72
4.	R. SPERLING	<i>GER</i>	57,25	10,88	10,50	18,20	96,83
5.	G. GALKIN	<i>URS</i>	54,07	10,20	13,49	18,98	96,74
6.	R. MADRIGAL	<i>MEX</i>	52,03	12,35	13,30	18,20	95,88
7.	F. ENSKAT	<i>GER</i>	51,23	10,35	12,73	18,72	93,03
8.	A. SYSOEV	<i>URS</i>	54,03	11,16	11,04	16,80	93,03
9.	K. Mrkwicka	<i>AUT</i>	55,13	9,60	10,56	16,08	91,37
10.	S. Kaneto	<i>GIA</i>	52,65	10,72	10,20	17,42	90,99
11.	G. Lundqvist	<i>SVE</i>	52,32	10,20	11,70	16,64	90,86
12.	T. Ohman	<i>SVE</i>	50,97	11,40	9,45	17,68	89,50
13.	R. Mabuchi	<i>GIA</i>	51,12	10,40	11,05	16,56	89,13
14.	A. Sbordone	<i>ITA</i>	51,90	10,65	10,88	15,34	88,77
15.	J. Kowalewski	<i>POL</i>	51,24	10,56	9,30	16,12	87,22
16.	H. Rouquet	<i>FRA</i>	50,74	9,35	9,60	13,86	83,55

FINAL

Friday 2nd September, 10.30 hrs

		SEMI-FINAL TOTAL	EIGHTH DIVE	NINTH DIVE	TENTH DIVE	FINAL TOTAL	
1.	R. D. WEBSTER	<i>SUA</i>	99,72	21,58	23,14	21,12	165,56
2.	G. M. TOBIAN	<i>SUA</i>	106,08	18,09	19,76	21,32	165,25
3.	B. E. PHELPS	<i>GRB</i>	101,85	17,38	19,20	18,70	157,13
4.	R. Madrigal	<i>MEX</i>	95,88	18,24	17,16	21,58	152,86
5.	R. Sperling	<i>GER</i>	96,83	16,72	18,00	20,28	151,83
6.	G. Galkin	<i>URS</i>	96,74	17,28	10,25	17,42	141,69
7.	F. Enskat	<i>GER</i>	93,03	13,52	16,56	15,75	138,86
8.	A. Sysoev	<i>URS</i>	93,03	17,42	13,86	11,28	135,59

WOMEN'S EVENTS

100 METRES FREE STYLE

Previous Olympic Winners

1912 - F. Durack	AUS	1'23"2	1936 - H. Mastenbroek	PBA	1'05"9
1920 - E. Bleibtrey	SUA	1'13"6	1948 - G. Andersen	DAN	1'06"3
1924 - E. Lackie	SUA	1'12"4	1952 - K. Szöke	UNG	1'06"8
1928 - A. Osipowitch	SUA	1'11"0	1956 - D. Fraser	AUS	1'02"0
1932 - H. Madison	SUA	1'06"8			

World record: 1'01"2

- D. Fraser AUS 1958

Olympic record: 1'02"

- D. Fraser AUS Melbourne 1956

36 entries from 19 nations - 36 participants from 19 nations

HEATS

Friday 26th August, at 15.00 hrs

Competitors with the 16 best times qualified for the final

HEAT 1				HEAT 2			
1. I. KONRADS	(4)	AUS	1'04"2	1. D. FRASER	(4)	AUS	1'02"1
2. E. TERPSTRA	(5)	PBA	1'04"4	2. C. M. GASTELAARS	(5)	PBA	1'03"9
3. K. BOROS	(6)	UNG	1'05"2	3. I. THORNGREN	(3)	SVE	1'06"1
4. Ka.LARSSON	(3)	SVE	1'06"3	4. Y. Sato	(6)	GIA	1'06"4
5. M. C. Pacifici	(2)	ITA	1'07"1	5. N. Novotny	(7)	AUT	1'07"4
6. B. Barron	(7)	MEX	1'07"9	6. A. Thorsteinsdottir	(1)	ISL	1'07"5
HEAT 3				HEAT 4			
1. M. C. BAJNOGEL	(4)	UNG	1'04"5	1. S. VON SALTZA	(4)	SUA	1'01"9 °
2. H. PECHSTEIN	(3)	GER	1'05"1	2. U. BRUNNER	(3)	GER	1'04"6
3. D. Wilkinson	(6)	GRB	1'07"5	3. H. FROST	(6)	FRA	1'05"8
4. M. Iwasaki	(5)	CAN	1'07"6	4. M. STEWART	(5)	CAN	1'06"0
5. A. Rockenbach	(7)	VEN	1'08"5	5. U. Voog	(2)	URS	1'06"7
6. H. Jinno	(2)	GIA	1'09"8	6. H. Coloso Espino	(1)	FIL	1'07"8
7. R. Pulido	(1)	SPA	1'10"0	7. D. Sutcliffe	(7)	RHO	1'09"0

° New Olympic record.

HEAT 5

1. N. STEWARD	(5)	GRB	1'03"5
2. C. WOOD	(4)	SUA	1'04"3
3. P. SAINI	(6)	ITA	1'04"4
4. M. Shamal	(3)	URS	1'06"4
5. M. Gaillot	(2)	FRA	1'08"0
6. M. L. Souza	(7)	MEX	1'08"4

SEMI-FINALS

Saturday 27th August, 20.40 hrs

Competitors with the 8 best times qualified for the final.

1st SEMI-FINAL				2nd SEMI-FINAL			
1. S. VON SALTZA	(4)	SUA	1'02"5	1. D. FRASER	(4)	AUS	1'01"4 °
2. N. STEWARD	(5)	GRB	1'02"9	2. E. TERPSTRA	(6)	PBA	1'03"9
3. M. C. BAJNOGEL	(2)	UNG	1'03"0	3. C. M. GASTELAARS	(5)	PBA	1'03"9
4. I. Konrads	(3)	AUS	1'04"7	4. C. WOOD	(3)	SUA	1'04"2
5. H. Frost	(1)	FRA	1'05"4	5. M. STEWART	(1)	CAN	1'04"2
6. P. Saini	(6)	ITA	1'05"4	6. U. Brunner	(2)	GER	1'04"8
7. I. Thorngren	(8)	SVE	1'05"6	7. K. Boros	(7)	UNG	1'06"2
8. H. Pechstein	(7)	GER	1'05"6	8. Ka. Larsson	(8)	SVE	1'06"5

° New Olympic record.

FINAL

Monday 29th August, 21.10 hrs

1. D. FRASER	(4)	AUS	1'01"2 ° +	5. M. C. Bajnogel	(6)	UNG	1'03"6
2. S. VON SALTZA	(5)	SUA	1'02"8	6. E. Terpstra	(2)	PBA	1'04"3
3. N. STEWARD	(3)	GRB	1'03"1	7. C. M. Gastelaars	(7)	PBA	1'04"7
4. C. Wood	(1)	SUA	1'03"4	8. M. Stewart	(8)	CAN	1'05"5

° + New Olympic record and World record equalled.



The Australian, Dawn Fraser, and the American, C. Von Saltza (left), respectively first and second in the final of the 100 metres free style.

400 METRES FREE STYLE

Previous Olympic Winners

1924 - M. Norelius	SUA	6'02"2	1948 - A. Curtis	SUA	5'17"8
1928 - M. Norelius	SUA	5'42"3	1952 - V. Gyenge	UNG	5'12"1
1932 - H. Madison	SUA	5'28"5	1956 - L. Crapp	AUS	4'54"6
1936 - H. Mastenbroek	PBA	5'26"4			

World record: 4'44"5

- S. Von Saltza SUA 1960

Olympic record: 4'54"6

- L. Crapp AUS Melbourne 1956

24 entries from 14 nations – 22 participants from 13 nations


HEATS

Wednesday 31st August, at 21.30 hrs

Competitors with the 8 best times qualified for the final

			100 METRES	200 METRES	300 METRES	400 METRES
HEAT 1						
1. S. VON SALTZA	(4)	SUA	1'06"5	2'20"3	3'36"0	4'53"6 °
2. C. LAGERBERG	(5)	PBA	1'08"8	2'24"7	3'40"8	4'57"0
3. B. SEGERSTROM	(3)	SVE	1'09"4	2'25"0	3'41"5	4'57"6
4. G. Weib	(6)	GER	1'10"7	2'30"2	3'49"6	5'08"6
5. J. Samuel	(2)	GRB	1'10"0	2'29"7	3'51"5	5'12"9
6. P. Saini	(7)	ITA	1'11"0	2'31"4	3'53"0	5'13"1
7. K. Esaka	(1)	GIA	1'13"0	2'35"8	4'00"6	5'26"8
8. E. Wada	(8)	GIA	1'13"0	2'36"7	4'02"6	5'26"8
° New Olympic record.						
HEAT 2						
1. I. KONRADS	(4)	AUS	1'10"0	2'25"5	3'42"0	4'59"2
2. C. SCHIMMEL	(3)	PBA	1'09"6	2'26"0	3'42"6	5'00"1
3. H. Frost	(6)	FRA	1'09"4	2'25"7	3'42"9	5'00"6
4. C. House	(5)	SUA	1'09"2	2'25"7	3'43"0	5'00"7
5. H. Wilson	(2)	RHO	1'11"7	2'31"7	3'54"9	5'16"8
6. L. Souza	(8)	MEX	1'11"7	2'33"7	3'58"0	5'21"3
7. S. Muller	(1)	AUT	1'11"5	2'34"4	4'00"0	5'25"1
- M. Egervari		UNG			<i>non starter</i>	

Victory of Chris Von Saltza in the final of the 400 metres free style. The American is seen immediately after the finish with a lucky charm in her hand. To the left is the Swede Cederqvist, classified second. Behind them are the Dutch girl Lagerberg, classified third, and Ilsa Konrads who was fourth.





Paola Saini of Italy, classified sixth in the heats, bettered the Italian record with the time of 5'13"1.

HEAT 3

			100 METRES	200 METRES	300 METRES	400 METRES
1. J. CEDERQVIST	(5)	SVE	1'09"4	2'25"3	3'41"5	4'55"6
2. N. RAE	(3)	GRB	1'07"1	2'23"0	3'40"1	4'55"7
3. D. FRASER	(4)	AUS	1'10"4	2'26"3	3'43"0	4'57"6
4. U. Brunnel	(6)	GER	1'08"5	2'25"9	3'44"5	5'05"3
5. W. Veschi	(7)	ITA	1'10"5	2'31"5	3'54"4	5'18"3
6. M. Frank	(1)	UNG	1'10"0	2'31"6	3'56"3	5'21"9
7. B. Barron	(8)	MEX	1'12"7	2'36"3	4'10"4	5'26"4
- M. Iwasaki		CAN			non starter	

FINAL

Thursday 1st September, 21.30 hrs

			100 METRES	200 METRES	300 METRES	400 METRES
1. S. VON SALTZA	(4)	SUA	1'06"5	2'18"7	3'33"2	4'50"6 °
2. J. CEDERQVIST	(5)	SVE	1'09"2	2'24"2	3'40"0	4'53"9
3. C. LAGERBERG	(6)	PBA	1'08"5	2'22"6	3'38"2	4'56"9
4. I. Konrads	(1)	AUS	1'09"0	2'24"8	3'42"1	4'57"9
5. D. Fraser	(2)	AUS	1'08"5	2'24"5	3'43"2	4'58"5
6. N. Rae	(3)	GRB	1'08"1	2'24"3	3'43"0	4'59"7
7. C. Schimmel	(8)	PBA	1'08"3	2'24"0	3'43"6	5'02"3
8. B. Segerstrom	(7)	SVE	1'08"8	2'26"5	3'45"3	5'02"4

° New Olympic record.

100 METRES BACKSTROKE

Previous Olympic Winners

1924 - S. Bauer	SUA	1'23"2	1948 - K. Harup	DAN	1'14"4
1928 - M. Braun	PBA	1'22"0	1952 - J. C. Harrison	SAF	1'14"3
1932 - E. Holm	SUA	1'19"4	1956 - J. Grinham	GRB	1'12"9
1936 - N. Senff	PBA	1'18"9			

World record: 1'09"2

- L. Burke SUA 1960

Olympic record: 1'12"9

- J. Grinham GRB Melbourne 1956
- C. Cone SUA Melbourne 1956

30 entries from 19 nations – 30 participants from 19 nations

HEATS

Thursday 1st September, 20.50 hrs

Competitors with the 8 best times qualified for the final

HEAT 1				HEAT 2			
1. L. RANWELL	(2)	SAF	1'12"0 °	1. L. BURKE	(4)	SUA	1'09"4 °
2. N. DELACHE	(3)	FRA	1'12"5	2. E. Petersen	(7)	DAN	1'12"6
3. L. Victorova	(5)	URS	1'12"8	3. I. Schmidt	(5)	GER	1'13"1
4. S. Barber	(4)	CAN	1'13"4	4. M. Wilson	(2)	AUS	1'13"8
5. G. Beckett	(6)	AUS	1'13"7	5. C. Dobber	(3)	PBA	1'14"2
6. L. Cooper	(7)	RHO	1'15"8	6. L. Klipova	(6)	URS	1'14"5
7. A. Rockenbach	(8)	VEN	1'18"6	7. D. Vetterli	(1)	SVI	1'19"6
8. T. Tamasovits	(1)	UNG	1'21"5	8. S. Theis	(8)	LUX	1'23"9
° New Olympic record.				° New Olympic record.			

HEAT 3				HEAT 4			
1. M. VAN VELSEN	(4)	PBA	1'11"1	1. S. LEWIS	(3)	GRB	1'12"2
2. S. TANAKA	(6)	GIA	1'11"5	2. R. PIACENTINI	(4)	FRA	1'12"2
3. N. STEWARD	(5)	GRB	1'12"0	3. N. Harmer	(5)	SUA	1'13"8
4. H. Schmidt	(3)	GER	1'13"3	4. K. Michaelsen	(6)	DAN	1'14"3
5. M. David	(2)	UNG	1'15"7	5. D. Sutcliffe	(1)	RHO	1'15"2
6. A. Faidiga	(1)	ITA	1'18"5	6. D. Serpilli	(2)	ITA	1'20"3
7. A. Van Parijs	(7)	BEL	1'20"4	7. L. Trittner	(7)	AUT	1'20"8

FINAL

Saturday 3rd September, 20.30 hrs

1. L. BURKE	(4)	SUA	1'09"3 °
2. N. STEWARD	(2)	GRB	1'10"8
3. S. TANAKA	(3)	GIA	1'11"4
4. L. Ranwell	(6)	SAF	1'11"4
5. R. Piacentini	(1)	FRA	1'11"4
6. S. Lewis	(7)	GRB	1'11"8
7. M. Van Velsen	(5)	PBA	1'12"1
8. N. Delache	(8)	FRA	1'12"4

° New Olympic record.



Natalie Steward of Great Britain, classified second in the 100 metres backstroke, kisses Lynn Burke of the U.S.A., winner of the event. To the right is Satoko Tanaka of Japan, classified third, who also congratulates the winner.

200 METRES BREASTSTROKE

Previous Olympic Winners

1924 - L. Morton	<i>GRB</i>	3'33"2	1948 - P. Van Vliet	<i>PBA</i>	2'57"2
1928 - H. Schrader	<i>GER</i>	3'12"6	1952 - E. Szekely	<i>UNG</i>	2'51"7
1932 - C. Dennis	<i>AUS</i>	3'06"3	1956 - U. Happe	<i>GER</i>	2'53"1
1936 - H. Maehata	<i>GIA</i>	3'03"6			

World record: 2'46"4

- A. Den Haan *PBA* 1956

World record: 2'50"3

- A. Lonsbrough *GRB* 1959
(under new regulations)

Olympic record: 2'53"1

- U. Happe *GER* Melbourne 1956

30 entries from 19 nations – 29 participants from 19 nations

HEATS

Friday 26th August, 09.55 hrs

Competitors with the 8 best times qualified for the final

HEAT 1				HEAT 2			
1. B. GOEBEL	(4)	<i>GER</i>	1'24"5 2'54"2	1. A. LONSBROUGH	(4)	<i>GRB</i>	1'23"4 2'53"3
2. R. Lassig	(3)	<i>AUS</i>	1'25"5 2'57"4	2. K. Bartos	(5)	<i>UNG</i>	1'23"8 2'58"7
3. Y. Takamatsu	(5)	<i>GIA</i>	1'25"9 2'57"6	3. B. Eriksson	(3)	<i>SVE</i>	1'26"8 2'59"8
4. M. Pialat	(2)	<i>FRA</i>	1'26"7 3'02"2	4. A. Mirkowitch	(6)	<i>FRA</i>	1'26"6 3'01"5
5. E. Maurer	(6)	<i>URS</i>	1'27"3 3'03"1	5. C. Filippovits	(2)	<i>AUT</i>	1'27"5 3'02"6
6. M. Miners	(1)	<i>RHO</i>	1'28"0 3'05"2	6. L. Korobova	(7)	<i>URS</i>	1'24"5 3'02"7
7. C. Wober	(7)	<i>AUT</i>	1'28"3 3'09"3	7. L. Marcellini	(1)	<i>ITA</i>	1'29"6 3'09"8
8. M. Hungerbuehler	(8)	<i>SVI</i>	1'29"4 3'10"1				
HEAT 3				HEAT 4			
1. W. URSELMANN	(4)	<i>GER</i>	1'21"6 2'52"0 °	1. A. DEN HAAN	(5)	<i>PBA</i>	1'24"4 2'54"0
2. M. KOK	(5)	<i>PBA</i>	1'24"5 2'55"2	2. A. WARNER	(4)	<i>SUA</i>	1'25"5 2'56"3
3. P. KEMPNER	(2)	<i>SUA</i>	1'24"4 2'55"5	3. E. Zennaro	(7)	<i>ITA</i>	1'25"2 2'57"0
4. D. KRISTENSEN	(6)	<i>DAN</i>	1'24"7 2'56"2	4. I. Andersen	(6)	<i>DAN</i>	1'25"6 2'59"9
5. C. Gosden	(3)	<i>GRB</i>	1'24"7 2'56"9	5. J. Hogan	(2)	<i>AUS</i>	1'25"7 3'00"3
6. J. McHale	(7)	<i>CAN</i>	1'29"2 3'07"7	6. M. Kadlecova	(3)	<i>CSV</i>	1'27"3 3'01"7
7. I. Castane	(8)	<i>SPA</i>	1'32"9 3'10"4	7. M. Freitas Veloso	(1)	<i>POR</i>	1'29"9 3'13"3
- S. Schmidlin	(1)	<i>SVI</i>	<i>non starter</i>				


° New Olympic record.

FINAL

Saturday 27th August, 21.25 hrs

1. A. LONSBROUGH	(5)	<i>GRB</i>	1'22"2 2'49"5 * °
2. W. URSELMANN	(4)	<i>GER</i>	1'20"2 2'50"0
3. B. GOEBEL	(6)	<i>GER</i>	1'22"9 2'53"6
4. A. Den Haan	(3)	<i>PBA</i>	1'22"9 2'54"4
5. M. Kok	(2)	<i>PBA</i>	1'23"5 2'54"6
6. A. Warner	(8)	<i>SUA</i>	1'24"3 2'55"4
7. P. Kempner	(7)	<i>SUA</i>	1'24"7 2'55"5
8. D. Kristensen	(1)	<i>DAN</i>	1'23"8 2'55"7

* ° New World and Olympic record.



The English girl, Anita Lonsbrough (left) and Wiltrud Orselmann of Germany, classified respectively first and second, photographed in the water immediately after the 200 metres breaststroke event.

The Italian girl, Elena Zennaro, was classified third in heat 4 of the 200 metres breaststroke. In the photograph, Miss Zennaro is congratulated by Ada Den Haan, (PBA) classified fourth in the final.



208-D H. 200 RANA-FINALE
ORDINE DI ARRIVO

1	LONSBROUGH	GRB	2' 49" 0
2	URSELMAN	CER	2' 50" 0
3	GOEBEL	CER	2' 53" 6
4	DEH HAAN	PBA	2' 54" 4
5	KOK	PBA	2' 54" 6
6	WARNER	USA	2' 55" 4
7	KEMPNER	USA	2' 55" 5
8	KRISTENSEN	DAN	2' 55" 7



100 METRES BUTTERFLY STROKE

Previous Olympic Winners

1956 - S. Mann *SUA* 1'11"0

World record: 1'09"1

- N. Ramey *SUA* 1959

Olympic record: 1'11"

S. Mann *SUA* Melbourne 1956

28 entries from 16 nations - 25 participants from 16 nations

HEATS

Monday 29th August, 15.00 hrs

Competitors with the 8 best times qualified for the final

HEAT 1				HEAT 2			
1. C. SCHULER	(4)	<i>SUA</i>	1'09"8 °	1. S. WATT	(5)	<i>GRB</i>	1'12"3
2. J. ANDREW	(5)	<i>AUS</i>	1'10"3	2. Z. BELOVEZKAIA	(3)	<i>URS</i>	1'12"6
3. V. Pozniak	(6)	<i>URS</i>	1'13"2	3. Kr. LARSSON	(6)	<i>SVE</i>	1'13"0
4. J. Oldroyd	(3)	<i>GRB</i>	1'14"2	4. A. Beneck	(2)	<i>ITA</i>	1'18"4
5. S. Belmar	(1)	<i>MEX</i>	1'16"5	5. H. Wilson	(1)	<i>RHO</i>	1'21"4
6. H. Janele	(7)	<i>AUT</i>	1'18"4	- D. Fraser	(4)	<i>AUS non starter</i>	
- J. McHale	(2)	<i>CAN non starter</i>		- G. Lozada	(7)	<i>FIL non starter</i>	

° New Olympic record.

HEAT 3				HEAT 4			
1. C. WOOD	(4)	<i>SUA</i>	1'11"1	1. M. HEEMSKERK	(5)	<i>PBA</i>	1'11"0
2. A. VOORBIJ	(5)	<i>PBA</i>	1'12"4	2. B. Fuhrmann	(4)	<i>GER</i>	1'13"2
3. H. Eisenschmidt	(3)	<i>GER</i>	1'14"6	3. M. Iwasaki	(6)	<i>CAN</i>	1'14"2
4. Ka. Larsson	(6)	<i>SVE</i>	1'15"0	4. S. Miyabe	(3)	<i>GIA</i>	1'15"8
5. E. Martinez	(7)	<i>MEX</i>	1'17"9	5. S. Von Giese	(2)	<i>FIL</i>	1'16"3
6. M. Egervari	(2)	<i>UNG</i>	1'19"4	6. A. Caron	(7)	<i>FRA</i>	1'17"1
7. C. Libourel	(1)	<i>FRA</i>	1'20"4	7. A. Cecchi	(1)	<i>ITA</i>	1'19"5

FINAL

Tuesday 30th August, 21.40 hrs

1. C. SCHULER	(4)	<i>SUA</i>	1'09"5 °
2. M. HEEMSKERK	(3)	<i>PBA</i>	1'10"4
3. J. ANDREW	(5)	<i>AUS</i>	1'12"2
4. S. Watt	(2)	<i>GRB</i>	1'13"3
5. A. Voorbij	(7)	<i>PBA</i>	1'13"3
6. Z. Belovezkaja	(1)	<i>URS</i>	1'13"3
7. Kr. Larsson	(8)	<i>SVE</i>	1'13"6
- C. Wood	(6)	<i>SUA</i>	<i>retired</i>

° New Olympic record.



Carolyn Schuler of the United States wins the Olympic title in the 100 metres butterfly stroke. Miss Schuler is seen during the final which she wins by beating M. Heemskerk of Holland, silver medal, and J. Andrew of Australia, bronze medal.

4 x 100 METRES FREE STYLE RELAY

Previous Olympic Winners

1912 - Great Britain	5'52"8	1936 - Holland	4'36"0
1920 - United States	5'11"6	1948 - United States	4'29"2
1924 - United States	4'58"8	1952 - Hungary	4'24"4
1928 - United States	4'47"6	1956 - Australia	4'17"1
1932 - United States	4'38"0		

World record: 4'16"2

AUSTRALIA 1960
 (D. Fraser, A. Colquhoun, I. Konrads,
 L. Crapp)

Olympic record: 4'17"1

AUSTRALIA Melbourne 1956
 (D. Fraser, F. Leech, S. Morgan, L. Crapp)

13 team entries from 13 nations - 12 participating teams from 12 nations with 55 athletes

HEATS

Friday 2nd September, 08.30 hrs

Teams with the 8 best times qualified for the final

HEAT 1

1. UNITED STATES (4) De Varona 1'06"5 Doerr 1'04"3 Ruuska 1'05"2 Botkin 1'02"9 <hr style="width: 80%; margin-left: 0;"/> 4'18"9	2. GREAT BRITAIN (3) Noakes 1'06"9 Samuel 1'07"5 Harris 1'05"7 Steward 1'04"3 <hr style="width: 80%; margin-left: 0;"/> 4'24"4	3. SWEDEN (6) Thorngren 1'05"5 Larsson Ka. 1'07"2 Larsson Kr. 1'07"2 Segerstrom 1'07"4 <hr style="width: 80%; margin-left: 0;"/> 4'27"3
4. ITALY (2) Beneck D. 1'09"3 Contardo 1'08"6 Pacifici 1'08"1 Saini 1'05"8 <hr style="width: 80%; margin-left: 0;"/> 4'31"8	5. JAPAN (7) Sato 1'05"9 Wada 1'09"4 Esada 1'09"1 Jinno 1'11"5 <hr style="width: 80%; margin-left: 0;"/> 4'35"9	6. MEXICO (1) Martinez 1'09"2 Belmar 1'11"7 Barron 1'13"2 Souza 1'09"0 <hr style="width: 80%; margin-left: 0;"/> 4'43"1
- CANADA (5) <i>Non starter</i>		



The winners of the 4 X 100 m. free style relay. From the left: the German team, bronze medal; the American team, gold medal and the Australian team, silver medal.

HEAT 2

1. AUSTRALIA (4)		2. HUNGARY (2)		3. GERMANY (3)	
Morgan	1'05"5	Tamasovits	1'07"2	Steffin	1'06"5
Colquhoun	1'02"5	Frank	1'05"6	Pechstein	1'05"6
Everuss	1'05"4	Boros	1'06"0	Weib	1'06"7
Crapp	1'04"2	Bajnogel	1'03"4	Brunner	1'05"4
	<hr/> 4'17"6		<hr/> 4'22"2		<hr/> 4'24"2
4. U.S.S.R. (6)		5. FRANCE (7)		- HOLLAND (5) <i>disqualified</i>	
Liakhovskaia	1'09"0	Frost	1'07"3	Van der Velde	
Voog		Caron	1'10"1	Troost	
Sosnova		Libourel	1'09"8	Posthumus	
Shamal	1'05"9	Gaillot	1'08"0	Gastelaars	
	<hr/> 4'31"9		<hr/> 4'35"2		

FINAL

Saturday 3rd September, 21.25 hrs

1. UNITED STATES OF AMERICA (5)		2. AUSTRALIA (4)		3. GERMANY (6)	
Spillane	1'02"5	Fraser	1'00"6	Steffin	1'05"6
Stobs	1'03"5	Konrads	1'03"2	Pechstein	1'04"7
Wood	1'02"0	Crapp	1'04"7	Weib	1'05"4
Von Saltza	1'00"9	Colquhoun	1'02"8	Brunner	1'04"0
	<hr/> 4'08"9 *°		<hr/> 4'11"3		<hr/> 4'19"7
4. HUNGARY (3)		5. GREAT BRITAIN (2)		6. SWEDEN (7)	
Tamasovits	1'07"1	Steward	1'05"3	Thorngren	1'05"5
Frank	1'05"0	Noakes	1'06"2	Ka. Larsson	1'06"1
Boros	1'05"9	Samuel	1'06"5	Kr. Larsson	1'07"6
Bajnogel	1'03"2	Harris	1'06"6	Segerstrom	1'05"9
	<hr/> 4'21"2		<hr/> 4'24"6		<hr/> 4'25"1
7. ITALY (1)		8. U.S.S.R. (8)			
Saini	1'05"5	Liakhovskaia	1'08"4		
Cecchi	1'06"8	Voog	1'07"0		
Contardo	1'07"8	Sosnova	1'08"2		
Pacifici	1'06"7	Shamal	1'05"4		
	<hr/> 4'26"8		<hr/> 4'29"0		

*° New world and Olympic record.

4 x 100 METRES MEDLEY RELAY

This event was included in the Rome Olympic programme for the first time.

World record: 4'44"6

UNITED STATES OF AMERICA

(C. Cone, A. Bancroft, B. Collin, S. Von Saltza)

13 team entries from 13 nations - 13 participating teams from 13 countries with 56 athletes

HEATS

Tuesday 30th August, 15.55 hrs


The teams with the 8 best times qualified for the final

HEAT 1

1. GREAT BRITAIN (5)		2. UNITED STATES (4)		3. GERMANY (3)	
Lewis	1'11"7	Burke	1'10"3	Schmidt I.	1'12"1
Lonsbrough	1'21"0	Warner	1'24"8	Kuper	1'19"6
Oldroyd	1'13"2	Wood C.	1'10"5	Fuhrmann	1'13"1
Steward	1'03"1	Spillane	1'03"7	Brunner	1'04"8
	<hr/>		<hr/>		<hr/>
	4'49"0		4'49"3		4'49"6
4. HUNGARY (6)		5. FRANCE (2)		6. ITALY (7)	
David	1'13"5	Piacentini	1'11"5	Serpilli	1'19"4
Bartos	1'21"0	Pialat	1'23"6	Zennaro	1'22"2
Egervari	1'15"7	Caron	1'18"9	Beneck A.	1'17"4
Bajnogel	1'02"6	Frost	1'05"7	Saini	1'05"4
	<hr/>		<hr/>		<hr/>
	4'52"8		4'59"7		5'04"4
		- MEXICO	<i>non starter</i>		

HEAT 2

1. HOLLAND (5)		2. U.S.S.R. (3)		3. JAPAN (2)	
Van Velsen	1'11"1	Viktorova	1'12"7	Tanaka	1'11"2
Den Haan	1'22"8	Korobova	1'23"6	Takamatsu	1'21"9
Lagerberg	1'10"2	Poznik	1'13"0	Miyabe	1'15"7
Terpstra	1'03"3	Shamal	1'05"1	Sato	1'05"7
	<hr/>		<hr/>		<hr/>
	4'47"4		4'54"4		4'54"5
4. AUSTRALIA (4)		5. CANADA (6)		6. RHODESIA (7)	
Beckett	1'15"3	Barber	1'12"2	Cooper	1'15"3
Lassig	1'20"6	McHale	1'26"4	Miners	1'32"1
Andrew	1'16"7	Iwasaki	1'13"5	Wilson	1'18"0
Konrads	1'03"1	Stewart	1'07"4	Sutcliffe	1'07"5
	<hr/>		<hr/>		<hr/>
	4'55"7		4'59"5		5'12"9



Start of the first heat of the 4 x 100 m. medley relay. Winners will be Great Britain's team.



In the water, immediately after their victory, are the American quartet making up the 4 X 100 medley relay. From the left: C. Von Saltza (free style); C. Schuler (butterfly); A. Kempner (breaststroke) and L. Burke (backstroke).

FINAL

Friday 2nd September, 21.00 hrs

1. UNITED STATES OF AMERICA (3)	2. AUSTRALIA (8)	3. GERMANY (6)
Burke 1'09"0 *°	Wilson 1'13"9	Schmidt I. 1'11"4
Kempner 1'20"9	Lassig 1'20"1	Kuper 1'19"3
Schuler 1'08"9	Andrew 1'10"6	Fuhrmann 1'11"8
Von Saltza 1'02"3	Fraser 1'01"6	Brunner 1'05"1
<hr/> 4'41"1 *°	<hr/> 4'45"9	<hr/> 4'47"6
4. HOLLAND (4)	5. GREAT BRITAIN (5)	6. HUNGARY (2)
Van Velsen 1'11"2	Lewis 1'11"9	David 1'14"2
De Haan 1'22"8	Lonsbrough 1'21"0	Bartos 1'21"0
Hemskerk 1'10"9	Watt 1'11"5	Egervari 1'16"0
Terpstra 1'02"7	Steward 1'03"2	Bajnogel 1'02"5
<hr/> 4'47"6	<hr/> 4'47"6	
7. JAPAN (1)	8. U.S.S.R. (7)	
Tanaka 1'11"2	Viktorova 1'14"2	
Takamatsu 1'22"5	Korobova 1'24"5	
Miyabe 1'17"1	Belovezkaja 1'14"0	
Sato 1'05"6	Shamal 1'05"4	
<hr/> 4'56"4	<hr/> 4'58"1	

* ° New World and Olympic record.

SPRINGBOARD DIVING 3 METRES

Previous Olympic Winners

1920 - A. Riggin	<i>SUA</i>	p. 9,00	1936 - M. Gestring	<i>SUA</i>	p. 89,27
1924 - E. Becker	<i>SUA</i>	» 474,50	1948 - V. Draves	<i>SUA</i>	» 108,74
1928 - H. Meany	<i>SUA</i>	» 78,62	1952 - P. McCormick	<i>SUA</i>	» 147,30
1932 - G. Goleman	<i>SUA</i>	» 87,52	1956 - P. McCormick	<i>SUA</i>	» 142,36

18 entries from 12 nations – 16 participants from 10 nations

ELIMINATION ROUND

Friday 26th August, 16.00 hrs

		FIRST DIVE	SECOND DIVE	THIRD DIVE	FOURTH DIVE	ELIM. RD. TOTAL
1. J. KRAMER	<i>GER</i>	13,68	11,68	13,11	17,76	56,23
2. P. POPE	<i>SUA</i>	9,60	14,25	13,49	15,33	52,67
3. E. FERRIS	<i>GRB</i>	10,56	13,68	14,06	14,07	52,37
4. N. KRUTOVA	<i>URS</i>	11,36	13,11	12,92	14,96	52,35
5. K. TSUTANI	<i>GIA</i>	11,52	13,30	13,49	13,64	51,95
6. D. DU PON	<i>PBA</i>	10,56	12,35	12,54	15,75	51,20
7. A. LONG	<i>GRB</i>	10,56	12,35	13,68	14,28	50,87
8. M. WILLARD	<i>SUA</i>	10,78	15,39	10,83	13,64	50,64
9. J. MACDONALD	<i>CAN</i>	11,36	14,06	13,87	11,13	50,42
10. N. DARRIGRAND	<i>FRA</i>	10,24	13,49	11,59	13,64	48,96
11. W. OERTEL	<i>GER</i>	11,04	13,68	12,92	11,00	48,64
12. E. KOSOLAPOVA	<i>URS</i>	10,56	12,73	10,07	14,52	47,88
13. S. MORGENROOD	<i>RHO</i>	10,40	12,92	13,30	10,50	47,12
14. S. KNIGHT	<i>AUS</i>	9,92	9,50	11,59	15,18	46,19
15. G. LUGTHART	<i>PBA</i>	11,68	9,50	13,30	11,55	46,03
16. K. WATANABE	<i>GIA</i>	9,92	10,64	12,16	11,60	44,32
- M. ADAMES	<i>MEX</i>	<i>Not present</i>				
- C. HARDEKOPF	<i>ARG</i>	<i>Not present</i>				

SEMI-FINALS

Saturday 27th August, 08.30 hrs

		ELIM. RD. TOTAL	FIFTH DIVE	SIXTH DIVE	SEVENTH DIVE	SEMI-FINAL TOTAL	
1.	J. KRÄMER	<i>GER</i>	56,23	12,41	11,70	18,26	98,60
2.	N. KRUTOVA	<i>URS</i>	52,35	10,80	12,24	16,80	92,19
3.	J. MACDONALD	<i>CAN</i>	50,42	13,43	10,66	16,72	91,23
4.	P. POPE	<i>SUA</i>	52,67	10,71	10,14	16,50	90,02
5.	E. FERRIS	<i>GRB</i>	52,37	12,92	8,97	15,20	89,46
6.	D. DU PON	<i>PBA</i>	51,20	11,90	9,75	15,96	88,81
7.	M. WILLARD	<i>SUA</i>	50,64	11,73	10,66	15,75	88,78
8.	A. LONG	<i>GRB</i>	50,87	11,56	10,95	13,80	87,18
9.	N. Darrigrand	<i>FRA</i>	48,96	12,58	9,90	14,28	85,72
10.	W. Oertel	<i>GER</i>	48,64	11,90	10,35	13,60	84,49
11.	E. Kosolapova	<i>URS</i>	47,88	10,50	12,75	12,88	84,01
12.	S. Knight	<i>AUS</i>	46,19	12,07	10,50	14,49	83,25
13.	S. Morgenrood	<i>RHO</i>	47,12	11,05	9,90	14,00	82,07
14.	K. Watanabe	<i>GIA</i>	44,32	12,41	9,10	14,74	80,57
15.	G. Lugthart	<i>PBA</i>	46,03	10,54	9,30	14,52	80,39
16.	K. Tsutani	<i>GIA</i>	51,95	12,41	10,95	5,06	80,37

FINAL


Saturday 27th August, 15.50 hrs

		SEMI-FINAL TOTAL	EIGHTH DIVE	NINTH DIVE	TENTH DIVE	FINAL TOTAL	
1.	J. KRÄMER	<i>GER</i>	98,60	18,63	19,14	19,44	155,81
2.	P. POPE	<i>SUA</i>	90,02	17,82	15,40	18,00	141,24
3.	E. FERRIS	<i>GRB</i>	89,46	15,75	17,72	16,06	139,09
4.	M. Willard	<i>SUA</i>	88,78	17,04	15,40	16,60	137,82
5.	N. Krutova	<i>URS</i>	92,19	15,54	14,08	14,30	136,11
6.	J. MacDonald	<i>CAN</i>	91,23	10,12	16,06	17,28	134,69
7.	A. Long	<i>GRB</i>	87,18	13,42	14,96	14,07	129,63
8.	D. Du Pon	<i>PBA</i>	88,81	14,80	5,94	13,80	123,35



Forward somersault from the high board by the American, Pope, classified second behind Miss Kramer in both the springboard and high diving.

N. Darrigrand of France in an ordinary back dive from the high board. She will not succeed in placing herself other than seventh in classification.



Ingrid Krämer of Germany wins both the 3 m. springboard and the 10-metre high board diving event.

The winners of the 3-metre diving show their medals after the prize-giving. From the left: Paula Gene Pope (SUA) silver medal; Ingrid Krämer (GER) gold medal and Elizabeth Ferris (GRB) bronze medal.





The winners of the high diving. From the left: Pope of the United States, silver medal; Kramer of Germany, gold medal and Krutova of the U. S. S. R., bronze medal.

10 M. HIGH BOARD DIVING

Previous Olympic Winners

1912 – G. Johansson	SVE	p.	39,90	1936 – D. Poynton-Hill	SUA	p.	33,93
1920 – S. Fryland-Clausen	DAN	»	6,00	1948 – V. Draves	SUA	»	68,87
1924 – C. Smith	SUA	»	10,50	1952 – P. McCormick	SUA	»	79,37
1928 – E. Pinkston	SUA	»	31,60	1956 – P. McCormick	SUA	»	84,85
1932 – D. Poynton	SUA	»	40,26				

19 entries from 13 nations - 18 participants from 12 nations

ELIMINATION ROUND

Monday 29th August, 08.30 hrs

		FIRST DIVE	SECOND DIVE	THIRD DIVE	FOURTH DIVE	ELIM. RD. TOTAL
1. J. KRÄMER	GER	13,68	12,24	12,96	17,42	56,30
2. P. POPE	SUA	10,92	12,06	16,10	15,62	54,70
3. N. KRUTOVA	URS	12,96	12,42	12,60	15,40	53,38
4. B. HANSON	SVE	13,68	13,68	10,26	15,41	53,03
5. A. LONG	GRB	12,24	10,88	13,40	15,60	52,12
6. J. IRWIN	SUA	12,24	11,34	13,14	15,18	51,90
7. N. THOMAS	GRB	10,24	15,41	8,96	17,16	51,77
8. R. GOROKHOVSKAJA	URS	12,42	12,96	12,73	13,42	51,53
9. J. MACDONALD	CAN	9,38	9,54	16,79	15,60	51,31
10. K. WATANABE	GIA	12,78	11,52	11,78	14,96	51,04
11. K. TSUTANI	GIA	9,76	13,68	12,06	14,26	49,76
12. N. DARRIGRAND	FRA	11,70	12,54	12,24	13,20	49,68
13. M. Adames	MEX	9,60	11,88	12,98	15,08	49,54
14. H. Laursen	DAN	12,06	11,52	13,11	12,20	48,89
15. G. Schope	GER	13,11	12,96	12,42	10,32	48,81
16. B. Velin	DAN	11,20	12,35	11,16	13,64	48,35
17. L. Conter	ITA	11,34	12,24	12,73	9,24	45,55
18. S. Knight	AUS	10,80	11,52	8,17	12,54	43,03
– C. Hardekopf	ARG	<i>Not present</i>				

FINAL

Tuesday 30th August, 15.00 hrs

		ELIM. RD. TOTAL	FIFTH DIVE	SIXTH DIVE	FINAL TOTAL
1. J. KRÄMER	GER	56,30	16,50	18,48	91,28
2. P. POPE	SUA	54,70	17,68	16,56	89,94
3. N. KRUTOVA	URS	53,38	16,33	17,28	86,99
4. J. Irwin	SUA	51,90	15,36	16,33	83,59
5. R. Gorokhovskaja	URS	51,53	16,32	15,18	83,03
6. N. Thomas	GRB	51,77	13,64	16,80	82,21
7. N. Darrigrand	FRA	49,68	16,80	14,70	81,18
8. A. Long	GRB	52,12	14,60	14,26	80,98
9. J. MacDonald	CAN	51,31	14,30	14,88	80,49
10. K. Watanabe	GIA	51,04	13,44	15,12	79,60
11. K. Tsutani	GIA	49,76	14,72	13,42	77,90
12. B. Hanson	SVE	53,03	13,80	10,60	77,43

AVERAGES OF THE 12 BEST RESULTS OF HELSINKI, MELBOURNE AND ROME

MEN'S COMPETITIONS

COMPETITION	HELSINKI	MELBOURNE	ROME
100 metres free style	57,971	57,191	56,133
400 metres free style	4.39,791	4.35,291	4.25,766
1.500 metres free style	19.00,491	18.35,216	17.51,925
200 metres breaststroke	2.37,783	2.41,041	2.39,550
200 metres butterfly stroke	<i>not held</i>	2.29,566	2.19,266
100 metres backstroke	1.07,591	1.05,008	1.03,541
4 X 200 f. s. relay	8.53,166	* 8.43,045	8.27,358
4 X 100 m. medley relay	<i>not held</i>	<i>not held</i>	4.15,850
* Average calculated on eleven results.			

WOMEN'S COMPETITIONS

COMPETITION	HELSINKI	MELBOURNE	ROME
100 metres free style	1.07,033	1.05,033	1.03,550
400 metres free style	5.18,000	5.10,608	4.58,791
200 metres breaststroke	2.58,591	2.57,641	2.54,858
100 metres butterfly stroke	<i>not held</i>	1.15,991	1.12,200
100 metres backstroke	1.17,091	1.14,291	1.11,783
4 X 100 f. s. relay	4.40,858	* 4.28,150	** 4.25,509
4 X 100 metres medley relay	<i>not held</i>	<i>not held</i>	4.54,016
* Average calculated on ten results ** Average calculated on eleven results.			

AVERAGES OF THE SIX FINALISTS OF HELSINKI, MELBOURNE AND ROME

MEN'S COMPETITIONS

COMPETITION	HELSINKI	MELBOURNE	ROME
100 m. free style	58,133	56,716	55,666
400 m. free style	4.35,850	4.32,100	4.21,933
1,500 m. free style	18.49,000	18.18,383	17.32,533
200 m. breaststroke	2.36,683	2.37,650	2.39,250
200 m. butterfly	<i>not held</i>	2.24,683	2.15,916
100 m. back-stroke	1.06,850	1.04,233	1.02,750
4 X 200 f. s. relay	8.43,800	8.35,833	8.21,016
4 X 100 medley relay	<i>not held</i>	<i>not held</i>	4.13,400

WOMEN'S COMPETITIONS

COMPETITION	HELSINKI	MELBOURNE	ROME
100 m. free style	1.07,066	1.04,266	1.03,066
400 m. free style	5.15,283	5.07,600	4.56,250
200 m. breaststroke	2.56,333	2.55,166	2.52,916
100 m. butterfly	<i>not held</i>	1.14,133	1.12,000
100 m. backstroke	1.15,766	1.13,450	1.11,016
4 X 100 f. s. relay	4.32,750	4.24,500	4.18,466
4 X 100 medley relay	<i>not held</i>	<i>not held</i>	4.47,150