



## Swimming and Diving—Natation et Plongeon

### Fédération Internationale De Natation

#### Amateur

Life Honorary President : H.E. Fern

Honorary Member : L. Hauptman

President: R. M. Ritter

Past President : R. D. Raeve

M. Negri

Vice-President : B. Sallfors

W. B. Phillips

J. De Vries

B. Raiki

Hon. Secretary : K. Abe

Hon. Treasurer : E. J. Scott

Bureau Members : A. De O. Sales

G. Rigal

Harry Getz

B. Baier

A. Lambasa

V. Percuoco

S. Firsov

#### Japan Amateur Swimming Federation

President : K. Takaishi

Hon. Secretary : H. Negami

Hon. Treasurer : K. Itoh

#### Swimming & Waterpolo Officials

Jury d' Appeal

R. M. Ritter

M. Negri

K. Abe

E. J. Scott

A. De O. Sales

G. Rigal

V. Percuoco

S. Firsov

General Managers

K. Abe

R. Okuno

M. Kiyokawa

K. Itoh

Training & Arena Manager

A. Kikuchi

Swimming Referees

Rene de Raeve

W. B. Phillips

J. De Vries

B. Sallfors

Chief Mechanical Judge

Y. Itami

Chief Judge

H. Getz

Chief Timer

A. Lambasa

Starter

M. Ohta

Clerk of Course

N. Fukuyama

Field Marshall

T. Akagashi

Management Referees

R. Jackson Smith

G. Matveieff

Assistant

M. Iwasa

Diving Secretary

W. Willmott

Diving Judges

Leslie Krigstein A. Weghofer

Peter Huber W. Roth

P. Heatly C. K. Tranter

Yahaav Rahnan H. Goerlitz

A. G. Mariscal

R. W. G. Stuart

R.B. Honikman L. Brik Weinas

M. Anderson S. Lee

G. Burov Petruhina

H. Aderhold T. Shibahara

T. Namae

### Daily Programme

National Gymnasium

(W—Women, M—Men)

1st Day, Oct. 11 :		5th Day, Oct. 15 :	
09.30	W. Springboard Diving, first 3 dives.	00.30	W. High Diving, 4 prel. dives.
11.50	M. 100m. Freestyle, heats.	13.00	W. 400 m. Ind. Medley, heats.
13.20	W. 200m. Breaststroke, heats.	13.50	M. 4X100 m. Medley Relay, heats.
16.30	W. Springboard Diving, 4 Dives.	17.00	W. High Diving, FINAL.
19.45	M. 100 m. Freestyle, semi-finals.	18.35	W. 100 m. Butterflystroke, semi-finals.
20.15	M. 200 m. Backstroke, heats.	19.20	Waterpolo, semi-final, Match No. 8
		20.35	M. 400 m. Freestyle, FINAL.
		20.55	M. 200 m. Breaststroke, FINAL.
		21.15	W. 4X100 m. Freestyle Relay, FINAL.
2nd Day, Oct. 12:		6th Day, Oct. 16:	
10.00	W. Springboard Diving, FINAL.	10.00	M. High Diving, first 2 dives.
11.10	W. 100 m. Freestyle, heats.	12.25	M. 200 m. Butterflystroke, heats.
12.10	M. 400 m. Ind. Medley, heats.	13.15	W. 4X100 m. Medley Relay, heats.
17.30	M. Springboard Diving, first 2 dives.	17.30	M. 1,500 m. Freestyle, heats.
19.40	M. 200 m. Backstroke, semi-finals.	19.35	W. 100 m. Butterflystroke, FINAL.
20.00	W. 100 m. Freestyle, semi-finals.	19.55	M. 4X100 m. Medley Relay, FINAL.
20.20	W. 200 m. Breaststroke, FINAL.		
20.40	M. 100 m. Freestyle, FINAL.	7th Day, Oct. 17 :	
3rd Day, Oct. 13 :		09.30	M. High Diving, second 2 dives.
09.30	M. Springboard Diving, second 2 dives.	11.55	W. 400 m. Freestyle, heats.
11.40	M. 4X100 m. Freestyle Relay, heats.	12.55	M. 4X200 m. Freestyle Relay, heats.
12.10	W. 100 m. Backstroke, heats.	16.00	M. High Diving, 3 dives.
16.00	M. Springboard Diving, 3 dives.	19.30	Waterpolo, FINAL. Match No. 2
19.10	M. 200 m. Breaststroke, heats.	20.45	M. 200 m. Butterflystroke, semi-finals.
20.00	W. 100 m. Freestyle, FINAL.	21.05	M. 1,500 m. Freestyle, FINAL.
20.20	M. 200 m. Backstroke, FINAL.	21.35	W. 400 m. Ind. Medley, FINAL.
4th Day, Oct. 14 :		8th Day, Oct. 18 :	
10.00	Waterpolo, Semi-final, Match No. 1	10.00	M. High Diving, FINAL.
11.20	W. 100 m. Butterflystroke, heats.	11.10	W. 400 m. Freestyle, FINAL.
12.10	M. 400 m. Freestyle, heats.	11.35	M. 200 m. Butterflystroke, FINAL.
13.35	W. 4X100 m. Freestyle Relay, heats.	16.00	Waterpolo, FINAL. Match No. 4.
14.05	M. 200 m. Breaststroke, semi-finals.	17.40	W. 4X100 m. Medley Relay, FINAL.
14.30	Modern Pentathlon, 300 m. Swimming.	18.05	M. 4X200 m. Freestyle Relay, FINAL.
18.30	M. Springboard Diving, FINAL.		
19.55	M. 4X100 m. Freestyle Relay, FINAL.		
20.20	W. 100 m. Backstroke, FINAL.		
20.40	M. 400 m. Ind. Medley, FINAL.		

New records were recognized after any particular race in the Olympic Swimming events.

**100 m Free Style—100 m Nage Libre** 34 countries  
66 competitors

WR 52"9 Gottvalles, Alain (FRANCE) 1964  
OR 55"2 Devitt, John (AUSTRALA) 1960

**Previous Olympic Winners**

1896	A. Hajos	HUNGARY	1'22"2
1908	C. M. Daniels	U.S.A.	1'05"6
1912	D. Kahanamoku	U.S.A.	1'03"4
1920	D. Kahanamoku	U.S.A.	1'01"4
1924	J. Weissmuller	U.S.A.	59"0
1928	J. Weissmuller	U.S.A.	58"6
1932	Miyazaki, Koji	JAPAN	58"2
1936	F. Csik	HUNGARY	57"6
1948	W. Ris	U.S.A.	57"3
1952	C. Scholes	U.S.A.	57"4
1956	J. Henricks	AUSTRALA	55"4
1960	J. Devitt	AUSTRALA	55"2

**The Fastest 24 qualify for Semi-finals**

—Heat 1—

Place	Name	Country	Time
1	Ilman, Gary Steven	U.S.A.	54"0NOR
2	Gropaiz, Gerard	FRANCE	55"8
3	De Oliveira Junior, A.P.	BRAZIL	56"0
4	Van Baalen, Levinus W.	NETHLAND	56"8
5	Bianchi, Bruno	ITALY	56"8
6	Hutton, Ralph	CANADA	57"7
7	Kim, Bong-Jo	KOREA	1'01"2

—Heat 2—

1	Austin, Michael Mackay	U.S.A.	54"9
2	Dickson, David Gavin	AUSTRALA	55"1
3	Curtillet, Jean Pascal	FRANCE	56"2
4	Kasvice, Matti Juhani	FINLAND	56"3
5	De Avila Pires, Alvaro R.	BRAZIL	56"8
6	Capriles, Teodoro	VENEZULA	57"2
7	Tan, Thuan Heng	MALAYSIA	58"7

—Heat 3—

1	Lindberg, Per-Ola	SWEDEN	55"1
2	Goto, Tadaharu	JAPAN	55"8
3	Boscaini, Pietro	ITALY	55"8
4	Nicolao, Luis Alberto	ARGENTIN	56"1
5	Espinosa, Jose Miguel	SPAIN	57"4
6	Ribeiro, Herlander Felga	PORTUGAL	59"0
7	Limpichati, Somchai	THAILAND	59"8

—Heat 4—

1	Klein, Hans Joachim	GERMANY	55"3
2	Phelps, Peter	AUSTRALA	56"1
3	Eriksson, Erik Lester	SWEDEN	56"2
4	Sumtscv, Yury	U.S.S.R.	56"3
5	Simons, Francois	BELGIUM	56"8
6	Van Der Maath, Carlos	ARGENTIN	57"5
7	Le, Nguyen Dinh	VIET-NAM	1'01"1

—Heat 5—

1	Schollander, D. Arthur	U.S.A.	54"3
2	Okabe, Yukiaki	JAPAN	55"4
3	Jacobsen, Uwe	GERMANY	55"6
4	Lohnicky, Petr	CZECHSLV	56"4
5	Wieland, Gerhard	AUSTRIA	56"8
6	Perez Cospedal, Antonio	SPAIN	57"8
7	Fernandes Fonseca, Mauri	BRAZIL	59"6

—Heat 6—

1	Sherry, Daniel John	CANADA	55"2
2	Gottvalles, Alain	FRANCE	55"2
3	Ryan, John	AUSTRALA	55"5
4	Loffler, Horst	GERMANY	55"6
5	Shuvalov, Vladimir	U.S.S.R.	55"9
6	Welbes, Georges	LUXEMBRG	58"6
7	Vaahtoranta, F. Pertti J.	FINLAND	58"7
8	Gislason, Gudmundur	ICELAND	59"0

—Heat 7—

1	Fujimoto, Tatsuo	JAPAN	55"8
2	Dobai, Gyula	HUNGARY	55"8
3	Gilchrist, John Alexander	CANADA	55"8
4	Kolli, Gert	AUSTRIA	56"5
5	Haller, David Joseph G.	BRITAIN	57"7
6	Sitters, Bertus	NETHLAND	58"1
7	Paz Soldan, Luis	PERU	58"5
8	Loh, Robert	HONGKONG	1'00"4

—Heat 8—

1	Vagner, Jindrich	CZECHSLV	55"5
2	Kroon, Ronald	NETHLAND	55"5
3	Lord, Robert Thomas	BRITAIN	55"7
4	Gulrich, Jozsef	HUNGARY	56"3
5	Hamalainen, Tuomo Juhani	FINLAND	57"6
6	Ruiz De Chavez Ochoa, S.	MEXICO	58"8
7	Caperonis, Pano	SWITZ	58"9

—Heat 9—

1	McGregor, Robert Bilsland	BRITAIN	54"7
2	Nordvall, Bengt-Olof	SWEDEN	55"6
3	Semchenkov, Victor	U.S.S.R.	56"2
4	Szall, Antal	HUNGARY	56"8
5	De Gregorio, Sergio	ITALY	56"8
6	Dong, Phan Huu	VIET-NAM	1'01"1
7	Perez, Celestino	P. RICO	1'01"3
8	Shonjani, Haydar	IRAN	1'02"1

**Top 8 qualify for Final**

—Semi-Final 1—

Oct. 11

Place	Name	Country	Time
1	Ilman, Gary Steven	U.S.A.	53"9NOR
2	Austin, Michael Mackay	U.S.A.	54"3
3	Okabe, Yukiaki	JAPAN	55"2
4	Sherry, Daniel John	CANADA	55"5
5	Goto, Tadaharu	JAPAN	55"6
6	Kroon, Ronald	NETHLAND	55"7
7	Loffler, Horst	GERMANY	56"0
8	Boscaini, Pietro	ITALY	56"1

—Semi-Final 2—				—Final—				Oct. 12
	Place	Name	Country	Time		Name	Country	Time
1		Schollander, D. Arthur	U.S.A.	54"0	1	Schollander, D. Arthur	U.S.A.	53"4 NOR
2		Gottvalles, Alain	FRANCE	54"3	2	McGregor, Robert Bilsland	BRITAIN	53"5
3		Jacobsen, Uwe	GERMANY	54"8	3	Klein, Hans Joachim	GERMANY	54"0
4		Lindberg, Per-Ola	SWEDEN	55"1	4	Ilman, Gary Steven	U.S.A.	54"0
5		Vagner, Jindrich	CZECHSLV	55"5	5	Gottvalles, Alain	FRANCE	54"2
6		Gropaiz, Gerard	FRANCE	55"7	6	Austin, Michael Mackay	U.S.A.	54"5
7		Gilchrist, John Alexander	CANADA	56"4	7	Dobai, Gyula	HUNGARY	54"9
8		Lord, Robert Thomas	BRITAIN	56"5	8	Jacobsen, Uwe	GERMANY	56"1

—Semi-Final 3—				
	Place	Name	Country	Time
1		McGregor, Robert Bilsland	BRITAIN	54"3
2		Klein, Hans Joachim	GERMANY	54"4
3		Dobai, Gyula	HUNGARY	54"8
4		Dickson, David Gavin	AUSTRALA	54"9
5		Shuvalov, Vladimir	U.S.S.R.	55"8
6		Fujimoto, Tatsuo	JAPAN	55"8
7		Nordvall, Bengt-Olof	SWEDEN	56"4
8		Ryan, John	AUSTRALA	56"5

**400 m Free Style—400 m Nage Libre** 26 countries 49 competitors 6 withdrawal

WR 4'12"7 Schollander, D. Arthur (U.S.A.) 1964  
 OR 4'18"3 Rose, Murray (AUSTRALA) 1960

**Previous Olympic Winners**

1904	C. M. Daniels	U.S.A.	(402 m) 6'16"2	1932	C. L. Crabbe	U.S.A.	4'48"4
1908	H. Taylor	BRITAIN	5'36"8	1936	J. Medica	U.S.A.	4'44"5
1912	G. R. Hodgson	CANADA	5'24"4	1948	W. Smith	U.S.A.	4'41"0
1920	N. Ross	U.S.A.	5'26"8	1952	J. Boiteux	FRANCE	4'30"7
1924	J. Weissmuller	U.S.A.	5'04"2	1956	M. Rose	AUSTRALA	4'27"3
1928	U.A. Zorilla	ARGENTIN	5'01"6	1960	M. Rose	AUSTRALA	4'18"3

**Top 8 qualify for Final**

—Heat 1—				Oct. 13			
Place	Name	Country	100m	200m	300m	400m	
1	Windle, Robert George	AUSTRALA	1'00"3	2'04"4	3'11"9	4'21"6	
2	Yoshimuta, Haruo	JAPAN	1'02"1	2'09"1	3'18"8	4'28"8	
3	Kremer, Wolfgang	GERMANY	1'01"3	2'10"0	3'20"8	4'29"9	
4	Orlando, Giovanni	ITALY	1'02"3	2'10"4	3'21"6	4'30"8	
5	Canepa Bustrmante, Carlos	PERU	1'05"6	2'17"6	3'32"3	4'44"9	
6	Szlamka, Laszlo	HUNGARY	1'05"8	2'23"0	3'42"1	5'00"0	
	Nicolao, Luis Alberto	ARGENTIN					Withdrawal

—Heat 2—							
	Place	Name	Country	100m	200m	300m	400m
1		Saari, Roy Allen	U.S.A.	59"6	2'05"6	3'13"9	4'20"0
2		Gilchrist, John Alexander	CANADA	1'01"1	2'08"2	3'16"7	4'24"2
3		De Gregorio, Sergio	ITALY	1'02"3	2'09"8	3'17"4	4'27"4
4		Paramonov, Alexandr	U.S.S.R.	1'02"3	2'10"8	3'21"9	4'34"0
5		Arango, Julio	COLOMBIA	1'03"6	2'13"8	3'25"1	4'35"1
6		Tin Maung Ni	BURMA	1'03"8	2'14"4	3'27"5	4'40"9
7		Loh, Robert	HONGKONG	1'04"5	2'16"5	3'32"7	4'53"3
		Canavese, Pierre	FRANCE				Withdrawal

—Heat 3—						
1	Nelson, John Mauer	U.S.A.	1'00"5	2'06"6	3'13"0	4'19"9
2	Bontekoe, Johan Klaas	NETHLAND	1'01"7	2'08"4	3'16"8	4'26"6
3	Novikov, Eugeny	U.S.S.R.	1'03"6	2'12"7	3'22"4	4'30"0
4	Van Der Maath, Carlos	ARGENTIN	1'03"2	2'11"9	3'21"0	4'30"2
5	Durrett, Alan Hugh	NTHNRHOD	1'03"1	2'13"5	3'26"2	4'39"0
6	Oudt, Adriaan Frederik	NETHLAND	1'04"9	2'17"1	3'32"5	4'46"5
	Lundin, Jan Ored	SWEDEN				Withdrawal
	Echevarria Perez, G.	MEXICO				Withdrawal
—Heat 4—						
1	Yamanaka, Tsuyoshi	JAPAN	1'00"5	2'06"9	3'14"0	4'21"1
2	Rosendahl, Hans Viktor	SWEDEN	1'01"2	2'08"7	3'16"3	4'23"5
3	Jacks, Ronald Brian	CANADA	1'02"3	2'11"4	3'21"5	4'29"3
4	Spangaro, Pierpaolo	ITALY	1'03"6	2'12"8	3'22"0	4'30"0
5	Hamalainen, Tuomo Juhani	FINLAND	1'02"3	2'12"1	3'23"4	4'35"5
6	Kolli, Gert	AUSTRIA	1'03"5	2'14"2	3'26"8	4'38"4
7	Kim, Bong-Jo	KOREA	1'05"2	2'20"0	3'38"0	4'55"8
	Pommat, Jean	FRANCE				Withdrawal
—Heat 5—						
1	Phegan, Russell	AUSTRALA	1'01"8	2'06"7	3'12"6	4'19"8
2	Katona, Jozsef	HUNGARY	1'02"0	2'08"0	3'15"6	4'24"7
3	Yamakage, Takeshi	JAPAN	1'01"5	2'09"9	3'18"7	4'27"8
4	Thurley, John Philip	BRITAIN	1'03"2	2'11"8	3'21"3	4'31"0
5	Dijakovic, Slobodan	YUGOSLAV	1'00"9	2'09"0	3'22"8	4'41"0
6	Capriles, Teodoro	VENEZULA	1'04"9	2'16"9	3'30"5	4'44"5
7	Ledgard Buse, Walter	PERU	1'06"6	2'21"4	3'37"1	4'50"4
	Chenaux, H. Eliot	P. RICO				Withdrawal
—Heat 6—						
1	Wiegand, Frank	GERMANY	1'00"1	2'05"7	3'14"0	4'17"2 NOR
2	Belits-Heiman, Semen	U.S.S.R.	1'00"4	2'05"7	3'11"7	4'19"4
3	Lohnicky, Petr	CZECHSLV	1'02"1	2'10"1	3'18"7	4'28"9
4	Perez, Celestino	P.RIGO	1'02"9	2'11"4	3'21"1	4'30"9
5	Lord, Rodert Thomas	BRITAIN	1'03"0	2'13"3	3'25"2	4'33"2
6	Luyce, Francis	FRANCE	1'02"5	2'11"7	3'22"9	4'33"2
7	Suvanto, Ilkka T.	FINLAND	1'05"2	2'16"0	3'28"0	4'38"0
8	Bodnar, Andras	HUNGARY	1'04"1	2'21"6	3'43"1	5'03"7
—Heat 7—						
1	Schollander, D. Arthur	U.S.A.	1'02"1	2'08"1	3'12"6	4'15"8 NOR
2	Wood, Allan	AUSTRALA	1'01"8	2'06"2	3'11"5	4'16"2
3	Svensson, Mats Gunnar	SWEDEN	1'02"8	2'10"6	3'17"1	4'24"6
4	Klink, Martin	GERMANY	1'02"9	2'10"6	3'18"4	4'29"1
5	Hutton, Ralph	CANADA	1'03"3	2'12"1	3'21"1	4'29"4
6	Martin Dye, John	BRITAIN	1'04"1	2'14"3	3'24"3	4'34"3
7	Tan, Thuan Heng	MALAYSIA	1'03"9	2'15"0	3'27"3	4'38"2
8	Caperonis, Pano	SWITZ	1'06"8	2'19"3	3'33"2	4'43"8


**Men's 400m Free Style winners—Les vainqueurs de hommes 400m nage libre**

① D. Schollander (USA) ② F. Wiegand (GER) ③ A. Wood (AUS)



—Final—			Oct. 15				
Place	Name	Country	100m	200m	300m	400m	
1	Schollander, D. Arthur	U.S.A.	1'00"4	2'05"7	3'10"5	4'12"2	NWR
2	Wiegand, Frank	GERMANY	1'01"1	2'06"1	3'11"9	4'14"9	NOR
3	Wood, Allan	AUSTRALA	1'01"5	2'06"2	3'10"6	4'15"1	
4	Saari, Roy Allen	U.S.A.	1'00"3	2'06"0	3'12"5	4'16"7	
5	Nelson, John Mauer	U.S.A.	1'01"3	2'06"9	3'12"5	4'16"9	
6	Yamanaka, Tsuyoshi	JAPAN	1'01"0	2'07"5	3'14"4	4'19"1	
7	Phegan, Russell	AUSTRALA	1'01"5	2'06"8	3'12"8	4'20"2	
8	Belits-Heiman, Semen	U.S.S.R.	1'00"5	2'06"1	3'14"0	4'21"4	

Men's 400m Free Style event—L'épreuve hommes 400m nage libre



1.500 m Free Style—1.500 m nage libre 22 countries 31 competitors 7 withdrawal

WR 16'58"7 Saari, Roy Allen (U.S.A.) 1964  
OR 17'19"6 Konrads, John (AUSTRALA) 1960

Previous Olympic Winners

1904	E. Rausch	GERMANY (1609 m)	27'18"2	1932	Kitamura, Kusuo	JAPAN	19'12"4
1908	H. Taylor	BRITAIN	22'48"4	1936	Terada, Noboru	JAPAN	19'13"7
1912	G. R. Hodgson	CANADA	22'00"0	1948	J. McLane	U.S.A.	19'18"5
1920	N. Ross	U.S.A.	22'23"2	1952	F. Konno	U.S.A.	18'30"0
1924	A. Charlton	AUSTRALA	20'06"6	1956	M. Rose	AUSTRALA	17'58"9
1928	A. Borg	SWEDEN	19'51"8	1960	J. Konrads	AUSTRALA	17'19"6







**200 m Breast Stroke—200 m Brasse** 19 countries 2 withdrawal

WR 2'28"2 Jastremski, Chester A. (U.S.A.) 1964  
 OR 2'37"4 Mulliken, William (AUSTRALA) 1960

**Previous Olympic Winners**

1908	F. Holman	BRITAIN	3'09"2
1912	W. Bathe	GERMANY	3'01"8
1920	H. Malmroth	SWEDEN	3'04"4
1924	R. Skelton	U.S.A.	2'56"6
1928	Tsuruta, Yoshiyuki	JAPAN	2'48"8
1932	Tsuruta, Yoshiyuki	JAPAN	2'45"4
1936	Hamuro, Tetsuo	JAPAN	2'42"5
1948	J. Verdeur	U.S.A.	2'39"3
1952	J. Davies	AUSTRALA	2'23"4
1956	Furukawa, Masaru	JAPAN	2'34"4
1960	W. Mulliken	U.S.A.	2'34"7

**Top 16 qualify for Semi-Finals**

## —Heat 1—

Place	Name	Country	100m	200m
1	Obrien, Ian	AUSTRALA	1'13"7	2'31"4 NOR
2	Trethewey, Tom George	U.S.A.	1'13"0	2'33"4
3	Katzur, Klaus	GERMANY	1'14"5	2'36"7
4	Zablith Filho, Farid	BRAZIL	1'20"0	2'45"2
5	Mensonides, Wieger Emile	NETHLAND	1'19"8	2'47"4
6	Hai, Huynh Van	VIET-NAM	1'19"8	2'51"6
	Dennerlein, Costantino	ITALY		Withdrawal

## —Heat 2—

1	Henninger, Egon	GERMANY	1'10"8	2'30"1 NOR
2	Prokopenko, Georgy	U.S.S.R.	1'11"6	2'30"3
3	Lenkei, Ferenc	HUNGARY	1'14"7	2'38"6
4	Tonkin, Peter James	AUSTRALA	1'15"2	2'39"3
5	Vriens, Hermanus S.A.	NETHLAND	1'16"2	2'40"8
6	Jalma-Ani, Amman E.	PHILPINS	1'17"4	2'44"7
7	Chenau, H. Eliot	P. RICO	1'20"5	2'52"5

## —Heat 3—

1	Anderson, Wayne Robert	U.S.A.	1'12"1	2'31"5
2	Tsurumine, Osamu	JAPAN	1'14"5	2'34"1
3	Landrito, Rolando M.	PHILPINS	1'16"5	2'41"9
4	Gross, Gian Corrado	ITALY	1'16"6	2'42"8
5	Chin, Jang-Rhim	KOREA	1'17"0	2'48"6
	Klumbanjong, Virayuth	THAILAND		Withdrawal

## —Heat 4—

1	Matsumoto, Kenjiro	JAPAN	1'13"4	2'33"8
2	Kosinsky, Vladimir	U.S.S.R.	1'14"5	2'35"6
3	Messner, Wilhelm	GERMANY	1'15"2	2'36"0
4	Nicholson, Neil	BRITAIN	1'15"6	2'36"6
5	Shefa, Gershon	ISRAEL	1'16"7	2'40"6
6	Caramelli, Cesare	ITALY	1'17"3	2'40"9
7	Navarro, Miguel Angel	ARGENTIN	1'17"4	2'49"7

## —Heat 5—

1	Jastremski, Chester A.	U.S.A.	1'12"1	2'30"5
2	Shikiishi, Yoshiaki	JAPAN	1'12"8	2'32"3
3	Tutakaev, Alexandr	U.S.S.R.	1'15"1	2'36"9
4	Oravainen, John V.	AUSTRALA	1'14"9	2'38"7

5	Padron, Nazario	SPAIN	1'15"7	2'40"5
6	Brack, Ruedi	SWITZ	1'17"5	2'46"0
7	Cheah, Tong Kim	MALAYSIA	1'17"4	2'46"2
8	Fox, Charles Wannel	NTHNRHOD	1'20"1	2'49"1

**Top 8 qualify for Final**

## —Semi-Final 1—

Oct. 14

Place	Name	Country	100m	200m
1	Jastremski, Chester A.	U.S.A.	1'12"5	2'32"1
2	Anderson, Wayne Robert	U.S.A.	1'13"6	2'32"6
3	Henninger, Egon	GERMANY	1'12"1	2'33"3
4	Tsurumine, Osamu	JAPAN	1'13"0	2'33"3
5	Trethewey, Tom George	U.S.A.	1'12"7	2'34"5
6	Messner, Wilhelm	GERMANY	1'15"0	2'35"5
7	Katzur, Klaus	GERMANY	1'13"4	2'37"3
8	Lenkei, Ferenc	HUNGARY	1'13"1	2'37"5

## —Semi-Final 2—

1	Obrien, Ian	AUSTRALA	1'13"3	2'28"7
2	Prokopenko, Georgy	U.S.S.R.	1'10"9	2'29"7
3	Tutakaev, Alexandr	U.S.S.R.	1'11"1	2'30"5
4	Kosinsky, Vladimir	U.S.S.R.	1'14"1	2'33"5
5	Matsumoto, Kenjiro	JAPAN	1'13"8	2'34"3
6	Shikiishi, Yoshiaki	JAPAN	1'13"2	2'34"5
7	Oravainen, John V.	AUSTRALA	1'15"9	2'39"6
8	Nicholson, Neil	BRITAIN	1'16"0	2'39"9

## —Final—

Oct. 15

Place	Name	Country	100m	200m
1	Obrien, Ian	AUSTRALA	1'10"5	2'27"8 NWR
2	Prokopenko, Georgy	U.S.S.R.	1'09"2	2'28"2 NOR
3	Jastremski, Chester A.	U.S.A.	1'10"2	2'29"6
4	Tutakaev, Alexandr	U.S.S.R.	1'11"4	2'31"0
5	Henninger, Egon	GERMANY	1'10"8	2'31"1
6	Tsurumine, Osamu	JAPAN	1'13"9	2'33"6
7	Anderson, Wayne Robert	U.S.A.	1'12"5	2'35"0
8	Kosinsky, Vladimir	U.S.S.R.	1'12"7	2'38"1

**200 m Back Stroke—200 m Dos** 21 countries 34 competitors

1 withdrawal

WR 2'10"9 Stock, Tony (U.S.A.) 1962  
 OR 2'47"0 Hoppenberg, W. (GERMANY) 1900

**Previous Olympic Winners (100 m)**

1908	A. Bieberstein	GERMANY	1'24"6
1912	H. Hebner	U.S.A.	1'21"2
1920	W. Kealoha	U.S.A.	1'15"2
1924	W. Kealoha	U.S.A.	1'13"2
1928	G.H.Kojac	U.S.A.	1'08"2
1932	Kiyokawa, Shoji	JAPAN	1'08"6
1936	A. Kiefer	U.S.A.	1'05"9
1948	A. Stack	U.S.A.	1'06"4
1952	Y. Oyakawa	U.S.A.	1'05"4
1956	D. Theile	AUSTRALA	1'02"2
1960	D. Theile	AUSTRALA	1'01"9





Men's 200 m finals  
Les finales hommes 200 m

**Top 16 qualify for Semi-finals**

—Heat 1—		Oct. 11	
Place	Name	Country	100m 200m
1	Bennett, Robert Earl	U.S.A.	1'04"0 2'16"1 NOR
2	Osumi, Isagi	JAPAN	1'05"6 2'17"3
3	Hutton, Palph	CANADA	1'06"6 2'17"8
4	Van Osch, Henri	NETHLAND	1'05"8 2'19"1
5	Kraus Jensen, Lars	DENMARK	1'08"7 2'23"3
6	Verbauwen, Herman	BELGIUM	1'07"9 2'24"9
7	Eu, Michael Seong Chin	MALAYSIA	1'12"2 2'35"8

—Heat 2—			
1	Fukushima, Shigeo	JAPAN	1'05"1 2'14"7 NOR
2	Mazanov, Victor	U.S.S.R.	1'05"7 2'16"8
3	Dietze, Jurgen	GERMANY	1'07"4 2'20"4
4	Weeteling, Jan	NETHLAND	1'07"2 2'20"4
5	Byrom, John Douglas	AUSTRALA	1'09"3 2'27"0
6	Gulyas, Akos	HUNGARY	1'11"2 2'30"5
7	Chenau, H. Eliot	P. RICO	1'12"2 2'33"1

—Heat 3—			
1	Graef, Jed Richard	U.S.A.	1'04"5 2'14"5 NOR
2	Ito, Keisuke	JAPAN	1'05"2 2'16"7
3	Rora, Chiaffredo	ITALY	1'04"3 2'17"8
4	Cabrera, Jesus	SPAIN	1'07"2 2'19"7
5	Diz Ezpeleta, Pedro	ARGENTIN	1'08"0 2'24"9
6	Wieland, Gerhard	AUSTRIA	1'08"6 2'25"9
7	Ferrero, C. Augusto	PERU	1'10"9 2'29"9

—Heat 4—			
1	Della Savia, Ezio	ITALY	1'05"6 2'16"6
2	Kuppers, Ernst J.	GERMANY	1'07"7 2'17"9
3	Ferak, Ivan	CZECHSLV	1'07"2 2'20"0
4	Suda, Friedel	AUSTRIA	1'06"7 2'20"7
5	Jacks, Ronald Brian	CANADA	1'07"5 2'21"3
6	Thwaites, Geoffrey R.	BRITAIN	1'08"8 2'22"0
7	Chan, Kam Hong	HONGKONG	1'16"6 2'46"0



Men's 200 m Backstroke winners  
Les vainqueurs hommes 200 m dos  
① J. Graef (USA) ② G. Dille (USA) ③ R. Bennett (USA)

## —Heat 5—

1	Dilley, Gary J.	U.S.A.	1'04"5	2'14"2	NOR
2	Reynolds, Peter Askin	AUSTRALA	1'05"9	2'15"9	
3	Csikany, Jozsef	HUNGARY	1'07"2	2'18"3	
4	Wagner, Wolfgang	GERMANY	1'08"0	2'18"5	
5	Van Der Maath, Carlos	ARGENTIN	1'07"7	2'19"6	
6	Christophe, Robert	FRANCE	1'08"8	2'22"5	
	Chodtipananc, Somchai	THAILAND			Withdrawal

**Top 8 qualify for Final**

## —Semi-Final 1—

		Oct. 12			
Place	Name	Country	100m	200m	
1	Dilley, Gary J.	U.S.A.	1'04"6	2'13"8	NOR
2	Fukushima, Shigeo	JAPAN	1'04"6	2'14"1	
3	Hutton, Ralph	CANADA	1'06"7	2'15"8	
4	Bennett, Robert Earl	U.S.A.	1'05"8	2'16"3	
5	Osumi, Isagi	JAPAN	1'06"6	2'17"0	
6	Csikany, Jozsef	HUNGARY	1'06"3	2'17"5	
7	Ito, Keisuke	JAPAN	1'06"1	2'17"6	
8	Van Osch, Henri	NETHLAND	1'07"5	2'19"7	

## —Semi-Final 2—

1	Gaeaf, Jed Richard	U.S.A.	1'04"4	2'13"7	NOR
2	Kuppers, Ernst Joechim	GERMANY	1'04"8	2'15"4	
3	Mazanov, Victor	U.S.S.R.	1'05"4	2'15"4	
4	Reynolds, Peter Askin	AUSTRALA	1'06"1	2'15"6	
5	Rora, Chiaffredo	ITALY	1'06"4	2'16"7	
6	Della Savia, Ezio	ITALY	1'06"3	2'18"4	
7	Wagner, Wolfgang	GERMANY	1'06"9	2'20"2	
8	Van Der Maath, Carlos	ARGENTIN	1'07"0	2'21"3	

## —Final—

		Oct. 13			
Place	Name	Country	100m	200m	
1	Graef, Jed Richard	U.S.A.	1'03"1	2'10"3	NOR
2	Dilley, Gary J.	U.S.A.	1'03"3	2'10"5	
3	Bennett, Robert Earl	U.S.A.	1'03"7	2'13"1	
4	Fukushima, Shigeo	JAPAN	1'04"2	2'13"2	
5	Kuppers, Ernst Joachim	GERMANY	1'04"0	2'15"7	
6	Mazanov, Victor	U.S.S.R.	1'05"0	2'15"9	
7	Hutton, Palph	CANADA	1'05"8	2'15"9	
8	Reynolds, Peter Askin	AUSTRALA	1'04"5	2'16"6	

**200 m Butterfly Stroke—200 m Papillon**

19	Countries	32	competitors
3	withdrawal		
WR	2'06"9	Berry, Kevin John	(AUSTRALA) 1964
OR	2'12"8	Troy, Michael	(U.S.A.) 1960

**Previous Olympic Winners**

1956	W. A. Yorzyk	U.S.A.	2'19"3
1960	M. Troy	U.S.A.	2'12"8

**Top 16 qualify for Semi-finals**

		Oct. 16			
Place	Name	Country	100m	200m	
1	Robie, Carl Joseph	U.S.A.	1'01"9	2'10"0	NOR
2	Ohbayashi, Atsushi	JAPAN	1'03"6	2'15"1	
3	Rastrelli, Antonio	ITALY	1'06"6	2'17"3	
4	Lotter, Hermann	GERMANY	1'05"9	2'18"2	
5	Fonseca, Vitor M. F.D.	PORTUGAL	1'06"5	2'18"3	
6	Chok-Ummuay, Narong	THAILAND	1'09"0	2'32"5	
	Pommat, Jean	FRANCE			Withdrawal

## —Heat 2—

1	Berry, Kevin John	AUSTRALA	1'03"1	2'11"0
2	Sato, Kohsuke	JAPAN	1'02"1	2'12"4
3	Sherry, Daniel John	CANADA	1'04"0	2'12"9
4	Gerrard, David Francis	NZEALAND	1'04"5	2'16"3
5	Melamed, Abraham	ISRAEL	1'07"1	2'20"7
6	Canepa Bustamante, C.	PERU	1'06"5	2'24"9
7	Pujol, Joaquin	SPAIN	1'08"0	2'28"3

## —Heat 3—

1	Nicolao, Luis Alberto	ARGENTIN	1'04"8	2'15"0	
2	Stark, John	AUSTRALA	1'04"8	2'15"3	
3	Kuzmin, Valentin	U.S.S.R.	1'05"1	2'15"5	
4	Freitag, Werner	GERMANY	1'05"6	2'16"9	
5	Alanis Guerrero, Juan	MEXICO	1'06"1	2'23"9	
6	Chan, Bernard Cheng W	MALAYSIA	1'08"3	2'26"6	
	Eriksson, Karl Ingvar	SWEDEN			Withdrawal

## —Heat 4—

1	Riker, Philip, III	U.S.A.	1'00"0	2'12"6
2	Jenkins, Brian	BRITAIN	1'05"1	2'15"5
3	Fotin, Oleg	U.S.S.R.	1'06"9	2'17"3
4	Altamirano Tames, G.	MEXICO	1'04"1	2'17"9
5	Platzeck, Wolfgang	GERMANY	1'05"7	2'18"7
6	Deckardt, Volker	AUSTRIA	1'06"7	2'21"3
7	Langerhorst, Dirk F.A.	NETHLAND	1'05"9	2'22"5

## —Heat 5—

1	Hill, Brett Cecil G.	AUSTRALA	1'02"7	2'12"8	
2	Schmidt, Fred Weber	U.S.A.	1'01"7	2'13"3	
3	Kadonaga, Yoshinori	JAPAN	1'03"9	2'14"5	
4	Fossati, Giampiero	ITALY	1'03"8	2'17"2	
5	Hutton, Ralph	CANADA	1'05"9	2'20"8	
6	Ocampo, Gustavo	PERU	1'08"4	2'31"4	
	Thurley, John Philip	BRITAIN			Withdrawal

**Top 8 qualify for Final**

—Semi-Final 1—		Oct. 17	
Place	Name	Country	100m 200m
1	Robie, Carl Joseph	U.S.A.	1'01"3 2'09"3 NOR
2	Schmidt, Fred Weber	U.S.A.	1'01"4 2'11"5
3	Hill, Brett Cecil G.	AUSTRALA	1'02"3 2'11"9
4	Kuzmin, Valentin	U.S.S.R.	1'03"5 2'11"9
5	Sato, Kohsuke	JAPAN	1'02"5 2'13"4
6	Freitag, Werner	GERMANY	1'02"3 2'13"5
7	Nicolao, Luis Alberto	ARGENTIN	1'02"5 2'13"7
8	Stark, John	AUSTRALA	1'05"1 2'18"4

—Semi-Final 2—			
1	Berry, Kevin John	AUSTRALA	1'02"4 2'09"8
2	Riker, Philip, III	U.S.A.	1'02"1 2'09"9
3	Kadonaga, Yoshinori	JAPAN	1'03"9 2'12"3
4	Sherry, Daniel John	CANADA	1'03"8 2'12"9
5	Ohbayashi, Atsushi	JAPAN	1'03"5 2'14"1
6	Gerrard, David Francis	NZEALAND	1'03"7 2'15"4
7	Jenkins, Brian	BRITAIN	1'04"8 2'15"5
8	Fossati, Giampiero	ITALY	1'05"5 2'18"1

—Final—		Oct. 18	
Place	Name	Country	100m 200m
1	Berry, Kevin John	AUSTRALA	1'00"4 2'06"6 NWR NOR
2	Robie, Carl Joseph	U.S.A.	1'00"4 2'07"5
3	Shmidt, Fred Weber	U.S.A.	1'00"2 2'09"3
4	Riker, Philip III	U.S.A.	1'01"7 2'11"0
5	Kuzmin, Valentin	U.S.S.R.	1'02"8 2'11"3
6	Kadonaga, Yoshinori	JAPAN	1'03"0 2'12"6
7	Hill, Brett Cecil G.	AUSTRALA	1'03"2 2'12"8
8	Sherry, Daniel John	CANADA	1'02"4 2'14"6



Men's 200 m Butterfly medalists Les médaillés pour hommes 200m papillon ① K. Berry (AUS) ② C. Robie (USA) ③ F. Schmidt (USA)




200 m men's Butterfly event. The picture shows the final section at the 195 m point. From left K. Berry (AUS) followed by C. Robie (USA) and F. Schmidt (USA)  
L'épreuve hommes 200 m papillon. La photographie montre la section finale au point 195 m. A partir de la gauche, K. Berry (AUS) suivi de C. Robie (USA) et F. Schmidt (USA)

**400 m Individual Medley—400 m Quatre Nages Individuelles**

18 countries 30 competitors 2 Withdrawal

WR 4'48"6 Roth, Richard William (U.S.A.) 1964

OR New event, no previous Olympic record.



**Men's 400 m Individual Medley winners Les vainqueurs de hommes 400 m quatre nages individuelles** ① R. Roth (USA) ② R. Saari (USA) ③ G. Hetz (GER)

**Top 8 qualify for Final**

—Heat 1—

Place	Name	Country	100m	200m	300m	400m	Oct. 12
1	Robie, Carl Joseph	U.S.A.	1'02"0	2'18"2	3'46"2	4'52"0	NOR
2	Hutton, Ralph	CANADA	1'06"5	2'22"3	3'58"9	5'06"2	
3	Oravainen, John V.	AUSTRALA	1'06"6	2'25"5	3'56"7	5'07"0	
4	Weinrich, Steffan	GERMANY	1'05"2	2'25"5	3'54"1	5'07"8	
5	Perez, Celestino	P. RICO	1'08"5	2'28"5	4'01"6	5'10"9	
6	Rogusic, Veljko	YUGOSLAV	1'06"8	2'28"4	4'02"4	5'11"0	
7	Shefa, Gershon	ISRAEL	1'08"6	2'30"8	3'58"3	5'11"2	
	Limpichati Somchal	THAILAND					Withdrawal

—Heat 2—

1	Gilchrist, John Alexander	CANADA	1'05"1	2'25"4	3'51"2	4'58"3	
2	Roth, Richard William	U.S.A.	1'07"0	2'22"8	3'51"7	5'01"3	
3	Buck, Terry William	AUSTRALA	1'05"5	2'26"8	3'55"3	5'02"5	
4	Chenau, H. Eliot	P. RICO	1'08"2	2'29"8	3'58"9	5'11"3	
5	Fortuny, Juan	SPAIN	1'10"4	2'32"5	4'07"6	5'18"2	
6	Alanis Guerrero, Juan	MEXICO	1'08"2	2'27"5	4'09"1	5'18"6	
7	Basto, Antonio A.B.	PORTUGAL	1'12"2	2'35"5	4'09"3	5'19"7	
8	Paz Soldan, Luis	PERU	1'09"4	2'30"4	4'20"8	5'39"5	

—Heat 3—

1	Saari, Roy Allen	U.S.A.	1'05"9	2'22"4	3'53"1	5'02"3	
2	Kosztolanczi, Gyorgy	HUNGARY	1'06"9	2'24"4	3'54"0	5'03"8	
3	Jiskoot, Johannes	NETHLAND	1'06"5	2'24"6	3'55"5	5'04"4	
4	Pfeifer Dieter	GERMANY	1'07"3	2'25"1	3'52"9	5'05"2	
5	Suvanto, Ilkka T.	FINLAND	1'06"5	2'28"2	4'00"4	5'09"0	
6	Hernandez Rojas, Rafael	MEXICO	1'05"9	2'28"6	4'00"6	5'09"8	
7	Fox, Charles Wannell	NTHNRHOD	1'12"7	2'43"0	4'16"9	5'38"2	
	Capriles, Teodoro	VENEZULA					Withdrawal


—Heat 4—

1	Hetz, Gerhard	GERMANY	1'05"7	2'24"0	3'49"3	4'57"6	
2	Ali, Csaba	HUNGARY	1'07"7	2'27"2	3'54"9	5'05"4	
3	Ferm, Sven Olle Erik	SWEDEN	1'07"8	2'25"4	4'00"1	5'10"5	
4	Alexander, A. Fleming	AUSTRALA	1'08"3	2'27"9	3'59"7	5'10"8	
5	Gislason, Gudmundur	ICELAND	1'07"7	2'30"4	4'03"3	5'15"5	
6	Vaahoranta, H. Pertti J.	FINLAND	1'09"2	2'31"6	4'05"9	5'16"2	
7	Davila, Guillermo	MEXICO	1'10"8	2'35"9	4'13"0	5'27"1	
8	Chok-Ummuay, Narong	THAILAND	1'11"4	2'41"1	4'25"5	5'44"1	

—Final—			Oct. 14				
Place	Name	Country	100m	200m	300m	400m	
1	Roth, Richard William	U.S.A.	1'04"1	2'16"4	3'41"3	4'45"4	NWR
2	Saari, Roy Allen	U.S.A.	1'02"2	2'13"5	3'40"3	4'47"1	NOR
3	Hetz, Gerhaad	GERMANY	1'04"1	2'20"6	3'45"9	4'51"0	
4	Robie, Carl Joseph	U.S.A.	1'01"0	2'16"4	3'45"2	4'51"4	
5	Gilchrist, John Alexander	CANADA	1'04"4	2'24"6	3'50"5	4'57"6	
6	Jiskoot, Johannes	NETHLAND	1'05"8	2'23"3	3'54"2	5'01"9	
7	Kosztolanczi, Gyorgy	HUNGARY	1'05"8	2'23"6	3'53"8	5'01"9	
8	Buck, Terry Willim	AUSTRALA	1'05"5	2'26"8	3'56"2	5'03"0	

**R. Roth (USA) during the Men's 400 m Individual Medley**

**R. Roth (USA) pendant hommes 400 m quatre nages individuelles**



**4X100 m Free Style Relay—4X100 m relais nage libre**

13 countries 13 teams

WR 3'36"1 U.S.A 1963

OR New event, no previous Olympic record

**Top 8 teams qualify for Final**

—Heat 1—			Oct. 13			
Place	Country	Order Member	100 m	Order Member	100 m	Finish
1	AUSTRALA	1) Doak, Peter John	55"7	2) Dickson, David Gavin	54"7	3'40"6 NOR
		3) Ryan, John	55"3	4) Windle, Robert George	54"9	
2	FRANCE	1) Gottvalles, Alain	54"8	2) Gropaiz, Gerard	55"2	3'42"1
		3) Christophe, Robert	56"3	4) Curtillet, Jean Pascal	55"8	
3	JAPAN	1) Okabe, Yukiaki	55"4	2) Iwasaki, Kunihiro	55"3	3'42"3
		3) Ishihara, Katsuki	56"3	4) Goto, Tadaharu	55"3	
4	HUNGARY	1) Szall, Antal	56"7	2) Gulyas, Akos	56"2	3'43"2
		3) Szlamka, Laszlo	55"9	4) Dobai, Gyula	54"4	
5	NETHLAND	1) Kroon, Ronald	55"9	2) Van Baalen, Levinus W.	55"4	3'43"8
		3) Jiskoot, Johannes	56"3	4) Bontekoe, Johan Klaas	56"2	
6	MEXICO	1) Hernandez Rojas, Rafael	58"7	2) Ruiz De Chavez Ochoa. S.	59"5	3'58"9
		3) Guzman Torres, Alfredo	1'01"8	4) Echevarria Perez, G.	58"9	

## —Heat 2—

1	U.S.A.	1) Clark, Stephen Edward	53"6	2) Schulhof, Lary Alan	55"6		
		3) Austin, Michael Mackay	55"3	4) Ilman, Gary Steven	54"3	3'38"8	NOR
2	GERMANY	1) Loffler, Horst	56"0	2) Jacobsen, Uwe	55"5		
		3) Wiegand, Frank	54"2	4) Klein, Hans Joachim	55"3	3'41"0	
3	SWEDEN	1) Eriksson, Erik Lester	56"0	2) Lundin, Jan Ored	55"1		
		3) Nordvall, Bengt Olof	55"9	4) Lindberg, Per Ola	54"3	3'41"3	
4	U.S.S.R.	1) Berezin, Vladimir	56"5	2) Shuvalov, Vladimir	55"6		
		3) Semchenkov, Victor	54"9	4) Sumtsov, Yuri	54"8	3'41"8	
5	BRITAIN	1) Lord Robert Thomas	56"4	2) Mrtin Dye, John	56"4		
		3) Kendrew, Peter	56"0	4) McGregor, Robert Bilslan	53"9	3'42"7	
6	CANADA	1) Sherry, Daniel John	56"1	2) Hutton, Palph	57"2		
		3) Jacks, Ronald Brian	59"0	4) Gilchist, John Alexander	57"4	3'49"7	
7	PERU	1) Paz Soldan, Luis	58"8	2) Canepa Bustamante, Carlos	59"6		
		3) Ferrero, C. Augusto	1'02"8	4) Ledgard Buse, Walter	1'01"4	4'02"6	

## —Final—

Place	Country	Order Member	100 m	Order Member	100 m	Finish	
1	U.S.A.	1) Clark, Stephen Edward	52"9	2) Austin, Michael Macky	53"9		
		3) Ilman, Gary Steven	53"4	4) Schollander, D. Arthur	53"0	3'33"2	NWR NOR
2	GERMANY	1) Loffler, Horst	55"8	2) Wiegand, Frank	54"2		
		3) Jacobsen, Uwe	54"8	4) Klein, Hans Joachim	52"4	3'37"2	
3	AUSTRALA	1) Dickson, David Gavin	54"6	2) Doak, Peter John	55"0		
		3) Ryan, John	55"3	4) Windle, Robert George	54"2	3'39"1	
4	JAPAN	1) Iwasaki, Kunihiro	55"8	2) Goto, Tadaharu	55"2		
		3) Fujimoto, Tatsuo	54"9	4) Okabe, Yukiaki	54"6	3'40"5	
5	SWEDEN	1) Nordvall, Bengt Olof	56"6	2) Eriksson, Erik Lester	54"9		
		3) Lundin, Jan Ored	54"6	4) Lindberg, Per Ola	54"6	3'40"7	
6	U.S.S.R.	1) Mazanov, Victor	56"3	2) Shuvalov, Vladimir	55"4		
		3) Semchenkov, Victor	55"0	4) Sumtsov, Yury	55"4	3'42"1	
7	BRITAIN	1) Lord, Robert Thomas	56"2	2) Mrtin Dye, John	56"5		
		3) Kendrew, Peter	55"8	4) McGregor, Robert Bilslan	54"1	3'42"6	
	FRANCE	1) Gottvalles, Alain	54"0	2) Gropaiz, Gerard	55"1		
		3) Canavese, Pierre	X 55"3	4) Curtillet, Jean Pascal	54"9	Disqualified	





Men's 4X200 m Relay winners the U.S.A. team (from left D. Schollander, S. Clark, G. Iman, R. Saari)  
 Les vainqueurs de l'équipe américaine de relais 4X200 m (de gauche a droite, D. Schollander, S. Clark, G. Iman, R. Saari)

#### 4X200 m Free Style Relay=4X200 m Relais Nage Libre

15 countries 15 teams

WR 8'01"8 U.S.A. 1964  
 OR 8'10"2 U.S.A. 1960

#### Previous Olympic Winners


1908	BRITAIN	10'55"6	1936	JAPAN	8'51"5
1912	AUSTRALA	10'11"2	1948	U.S.A.	8'46"0
1920	U.S.A.	10'04"4	1952	U.S.A.	8'31"1
1924	U.S.A.	9'53"4	1956	AUSTRALA	8'23"6
1928	U.S.A.	9'36"2	1960	U.S.A.	8'10"2
1932	JAPAN	8'58"4			

#### Top 8 teams qualify for Final

—Heat 1—

Place	Country	Order	Member	100 m		Order	Member	200 m		Finish
				100 m	200 m			100 m	200 m	
1	GERMANY	1)	Gregor, Horst Gunther	58"2	2'03"1	2)	Hetz, Gerhard	57"5	2'02"9	8'09"7NOR
		3)	Wiegand, Frank	57"3	2'01"8	4)	Klein, Hans Joachim	57"1	2'01"9	
		2)	Fukui, Makoto	58"3	2'02"6	2)	Iwasaki, Kunihiko	59"3	2'02"7	
2	JAPAN	3)	Shoji, Toshio	58"6	2'01"9	4)	Yamanaka, Tsuyoshi	59"1	2'03"2	8'10"4
		1)	Belits-Heiman, Semen	58"0	2'02"3	2)	Berezin, Vladimir	57"2	2'04"1	
3	U.S.S.R.	3)	Paramonov, Alexandr	59"6	2'04"1	4)	Novikov, Eugeny	59"7	2'04"0	8'14"5
		1)	Bianchi, Bruno	1'00"1	2'04"2	2)	Orlando, Giovanni	59"4	2'05"9	
4	ITALY	3)	Boscaini, Pietro	1'00"7	2'05"4	4)	De Gregorio, Sergio	58"4	2'02"3	8'17"8
		1)	Jacks, Ronald Brian	1'00"1	2'06"3	2)	Hutton, Ralph	58"4	2'05"3	
5	CANADA	3)	Sherry, Daniel John	57"5	2'05"2	4)	Gilchrist, John Alexander	58"4	2'05"4	8'22"2
		1)	Bontekoe, Johan Klaas	58"5	2'02"2	2)	Jiskoot, Johannes	1'00"5	2'07"8	
6	NETHLAND	3)	Kroon, Ronald	58"5	2'07"2	4)	Sitters, Bertus	1'01"8	2'10"5	8'27"7
		1)	Hernandez Rojas, Rafael	1'01"7	2'12"5	2)	Echevarria Perez, G.	1'01"7	2'10"5	
7	MEXICO	3)	Guzman Torres, Alfredo	1'06"3	2'17"0	4)	Ruiz De Chavez Ochoa, S.	1'00"1	2'10"3	8'50"3





Men's 4X200 m Relay with D. Schollander of the U.S.A. team about to enter the water  
L'épreuve hommes de relais 4X200 m avec D. Schollander des Etats-Unis sur le point d'entrer dans l'eau

—Heat 2—

1	U.S.A.	1) Metter, William Roy	59"7	2'02"6	2) Lyons, David Chandler	58"1	2'02"8	
		3) Wall, Michael Allen	57"9	2'01"8	4) Townsend, Robert Edward	57"8	2'01"8	8'09"0 NOR
2	SWEDEN	1) Lundin, Jan Ored	59"7	2'01"9	2) Eriksson, Erik Lester	57"6	2'03"8	
		3) Rosendahl, Hans Viktor	59"3	2'02"5	4) Svensson, Mats Gunnar	58"7	2'02"1	8'10"3
3	FRANCE	1) Canavese, Pierre	1'00"2	2'04"1	2) Curtillet, Jean Pascal	58"8	2'03"2	
		3) Luyce, Francis	59"0	2'04"5	4) Gottvalles, Alain	59"3	2'05"2	8'17"0
4	AUSTRALA	1) Doak, Peter John	1'00"3	2'03"7	2) Konrads, John	57"5	2'02"8	
		3) Ryan, John	1'01"2	2'07"4	4) Dickson, David Gavin	57"8	2'04"4	8'18"3
5	FINLAND	1) Suvanto, Ilkka T.	1'00"1	2'05"6	2) Vaahtoranta, H. Pertti J.	1'00"6	2'07"6	
		3) Hamalainen, Tuomo J.	59"9	2'06"3	4) Kasvio, Matti Juhani	57"7	2'03"8	8'23"3
6	HUNGARY	1) Dobai, Gyula	58"9	2'02"8	2) Ali, Csaba	1'00"4	2'08"1	
		3) Kosztolanczi, Gyorgy	1'01"3	2'08"0	4) Katona, Jozsef	59"2	2'05"5	8'24"4
7	BRITAIN	1) Mrtin Dye, John	1'00"5	2'05"5	2) Thurley, John Philip	1'02"0	2'09"7	
		3) Lord, Robert Thomas	1'00"2	2'06"3	4) McGregor Robert Bilsland	59"9	2'09"4	8'30"9
8	SPAIN	1) Fortuny, Juan	1'00"4	2'06"7	2) Torres, Miguel	1'03"2	2'09"0	
		3) Perez Cospedal, Antonio	1'01"5	2'08"7	4) Codina, Antonio	1'00"2	2'08"2	8'32"6

—Final—

						Oct. 18				
Place	Country	Order	Member	100m	200m	Order	Member	100m	200m	Finish
1	U.S.A.	1)	Clark, Stephen Deward	58"5	2'00"0	2)	Saari, Roy Allen	57"1	1'58"1	
		3)	Ilman, Gary Steven	56"2	1'58"4	4)	Schollander, D. Arthur	56"5	1'55"6	7'52"1 NWR NOR
2	GERMANY	1)	Gregor, Horst Gunther	58"5	2'02"0	2)	Hetz, Gerhard	57"9	2'01"8	
		3)	Wiegand, Frank	56"2	1'57"6	4)	Klein, Hans Joachim	55"4	1'57"9	7'59"3
3	JAPAN	1)	Fukui, Makoto	59"0	2'00"5	2)	Iwasaki, Kunihiro	58"0	2'01"1	
		3)	Shoji, Toshio	58"2	2'01"7	4)	Okabe, Yukiaki	57"3	2'00"5	8'03"8
4	AUSTRALA	1)	Dickson, David Gavin	59"6	2'02"2	2)	Wood, Allan	57"7	2'01"7	
		3)	Doak, Peter John	58"3	2'03"1	4)	Windle, Robert George	56"3	1'58"7	8'05"7
5	SWEDEN	1)	Svensson, Mats Gunnar	58"7	2'01"8	2)	Eriksson, Erik Lester	58"6	2'03"2	
		3)	Rosendahl, Hans Viktor	59"1	2'03"3	4)	Lundin, Jan Ored	57"6	1'59"7	8'08"0
6	FRANCE	1)	Curtillet, Jean Pascal	59"3	2'02"7	2)	Canavese, Pierre	57"9	2'02"8	
		3)	Luyce, Francis	57"7	2'02"0	4)	Gottvalles, Alain	56"4	2'01"2	8'08"7
7	U.S.S.R.	1)	Belits-Heiman, Semen	58"1	2'02"7	2)	Berezin, Vladimir	58"5	2'03"6	
		3)	Paramonov, Alexandr	59"5	2'04"8	4)	Novikov, Eugeny	59"4	2'04"0	8'15"1
8	ITALY	1)	De Gregorio Sergio	58"9	2'03"3	2)	Bianchi, Bruno	58"5	2'03"4	
		3)	Orlando, Giovanni	1'00"2	2'06"4	4)	Boscaini, Pietro	58"9	2'05"0	8'18"1

**4X100 m Medley Relay===4X100 m Quatre Nages, Équipe** 14 countries 14 teams

WR 4'00"1 U.S.A. 1963

OR 4'05"4 U.S.A. 1960

**Previous Olympic Winners**

1960 U.S.A. 4'05"4

**Top 8 Teams qualify for Final** Oct. 15.

## —Heat 1—

Place	Country	Order	Member	100m	Order	Member	100m	Finish
1	GERMANY	1)	Kuppers, Ernst Joachim	1'02"1	2)	Henninger, Egon	1'07"1	
		3)	Gregor, Horst Gunther	1'00"7	4)	Klein, Hans Joachim	56"7	4'06"6
2	JAPAN	1)	Fukushima, Shigeo	1'03"2	2)	Ishikawa, Kenji	1'10"1	
		3)	Nakajima, Isao	58"9	4)	Okabe, Yukiaki	55"1	4'07"3
3	U.S.S.R.	1)	Mazanov, Victor	1'02"7	2)	Tutakaev, Alexandr	1'09"3	
		3)	Kuzmin, Valentin	59"8	4)	Semchenkov, Victor	55"8	4'07"6
4	BRITAIN	1)	Thwaites, Geoffrey R.	1'04"6	2)	Nicholson, Neil	1'12"2	
		3)	Jenkins, Brian	1'01"8	4)	McGregor, Robert Bilsland	53"7	4'12"3
5	NETHLAND	1)	Weeteling, Jan	1'04"2	2)	Vriens, Hermanus S.A.	1'12"3	
		3)	Jiskoot, Johannes	1'00"8	4)	Kroon, Ronald	55"3	4'12"6
6	BRAZIL	1)	De Oliveira Junior, A.P.	1'07"4	2)	Zablith Filho, Farid	1'13"7	
		3)	Fernandes Fonseca, Mauri	1'02"7	4)	De Avila Pires, Alvaso R.	57"4	4'21"2
7	MALAYSIA	1)	Eu, Michael Seong Chin	1'09"3	2)	Cheah, Tong Kim	1'15"7	
		3)	Chan, Bernard Cheng Wah	1'05"0	4)	Tan, Thuan Heng	59"3	4'29"3

## —Heat 2—

1	U.S.A.	1)	McGeagh, Richard Michael	1'01"1	NOR	2)	Luken, Virgil W.	1'10"9	
		3)	Richardson, Walter Pierce	58"7	4)	Bennett, Robert Earl	54"4	4'05"1	NOR
2	HUNGARY	1)	Csikany, Jozsef	1'02"5	2)	Lenkei, Ferenc	1'11"2		
		3)	Gulrich, Jozsef	59"2	4)	Dobai, Gyula	55"9	4'08"8	
3	ITALY	1)	Rora, Chiaffredo	1'02"0	2)	Gross, Gian Corrado	1'11"7		
		3)	Fossati, Giampiero	1'00"0	4)	Boscaini, Pietro	55"6	4'09"3	
4	AUSTRALA	1)	Reynolds, Peter Askin	1'03"7	2)	Tonkin, Peter James	1'12"7		
		3)	Berry, Kevin John	1'00"1	4)	Dickson, David Gavin	54"9	4'11"4	
5	CANADA	1)	Hutton, Ralph	1'04"6	2)	Gilchrist, John Alexander	1'14"7		
		3)	Sherry, Daniel John	59"4	4)	Jacks, Ronald Brian	56"8	4'15"5	
6	ARGENTIN	1)	Van Der Maath, Carlos	1'04"6	2)	Navarro, Miguel Angel	1'14"9		
		3)	Nicolao, Luis Alberto	58"8	4)	Bourdillon, Alfredo	57"5	4'15"8	
7	SPAIN	1)	Cabrera, Jesus	1'02"6	2)	Padron, Nazario	1'12"2		
		3)	Pujol, Joaquin	1'05"1	4)	Espinosa, Jose Miguel	57"5	4'17"4	

## —Final— Oct. 16.

Place	Country	Order	Member	100m	Order	Member	100m	Finish
1	U.S.A.	1)	Mann, Harold Thompson	59"6	1)	Craig, Willam Norval	1'09"6	
		3)	Schmidt, Fred Weber	56"8	4)	Clark, Stephen Edward	52"4	3'58"4
2	GERMANY	1)	Kuppers, Ernst Joachim	1'01"4	2)	Henninger, Egon	1'07"7	
		3)	Gregor, Horst Gunther	59"8	4)	Klein, Hans Joachim	52"7	4'01"6
3	AUSTRALA	1)	Reynolds, Peter Askin	1'03"0	2)	Obrien, Ian	1'07"8	
		3)	Berry, Kevin John	57"7	4)	Dickson, David Gavin	53"8	4'02"3
4	U.S.S.R.	1)	Mazanov, Victor	1'02"6	2)	Prokopenko, Georgy	1'06"5	
		3)	Kuzmin, Valentin	59"3	4)	Shuvalov, Vladimir	55"8	4'04"2
5	JAPAN	1)	Fukushima, Shigeo	1'03"0	2)	Ishikawa, Kenji	1'09"6	
		3)	Nakajima, Isao	58"9	4)	Okabe, Yukiaki	55"1	4'06"6
6	HUNGARY	1)	Csikany, Jozsef	1'02"4	2)	Lenkei, Ferenc	1'11"6	
		3)	Gulrich, Jozsef	1'00"7	4)	Dobai, Gyula	53"8	4'08"5
7	ITALY	1)	Rora, Chiaffredo	1'02"6	2)	Gross, Gian Corrado	1'11"7	
		3)	Fossati, Giampiero	1'00"6	4)	Boscaini, Pietro	55"4	4'10"3
8	BRITAIN	1)	Thwaites, Geoffrey R.	1'04"4	2)	Nicholson, Neil	1'11"1	
		3)	Jenkins, Brian	1'02"5	4)	McGregor, Robert Bilsland	53"4	4'11"4

**Women—Femmes****100 m Free Style—100 m Nage Libre**

22 countries 44 competitors

WR 58"9 Fraser, Dawn (AUSTRALA) 1964

OR 1'01"2 Fraser, Dawn (AUSTRALA) 1960

**Previous Olympic Winners**

1912	F. Durack	AUSTRALA	1'22"2
1920	E. Bleibtrey	U.S.A.	1'13"6
1924	E. Lackie	U.S.A.	1'12"4
1928	A. Osipowitch	U.S.A.	1'11"0
1932	H. Madison	U.S.A.	1'06"8
1936	H. Mastenbroek	NETHLAND	1'05"9
1948	G. Andersen	DENMARK	1'06"3
1952	K. Szoke	HUNGARY	1'06"8
1956	D. Fraser	AUSTRALA	1'02"0
1960	D. Fraser	AUSTRALA	1'01"2

**Top 16 qualify for Semi-Finals** Oct. 12.

## —Heat 1—

Place	Name	Country	Time
1	Ellis, Kathleen	U.S.A.	1'01"5
2	Grunert, Martina	GERMANY	1'03"1
3	Beneck, Daniela	ITALY	1'03"2
4	Van Weerdenburg, W.	NETHLAND	1'03"8
5	Urakami, Ryoko	JAPAN	1'04"5
6	Stewart, Mary Pauline	CANADA	1'05"1
7	Lim, Kum Ja	KOREA	1'16"1

## —Heat 2—

1	Hagberg, Ann-Christine	SWEDEN	1'02"5
2	Schumacher, Rita	GERMANY	1'03"5
3	Rockembach, Anneliesse	VENEZULA	1'04"3
4	Saini, Paola	ITALY	1'04"4
5	Keen, Sandra	BRITAIN	1'04"7
6	Beumer, Catharina Johanna	NETHLAND	1'05"2
7	Lallande, Ann	P. RICO	1'06"8

## —Heat 3—

1	Hallock, Jeanne Courtney	U.S.A.	1'03"6
2	Thorn, Robyn	AUSTRALA	1'03"7
3	Ustinova, Natalya	U.S.S.R.	1'04"2
4	Strange, Kirsten	DENMARK	1'05"3
5	Beierlein, Tarudi	GERMANY	1'05"4
6	Pietri, Monique	FRANCE	1'05"8
7	Paukerl, Christine	AUSTRIA	1'07"3

## —Heat 4—

1	Terpstra, Erica Georgine	NETHLAND	1'02"5
2	Turoczy, Judit	HUNGARY	1'02"9
3	Jafvert, Ulla Birgitta E.	SWEDEN	1'03"8
4	Bystrova, Natalya	U.S.S.R.	1'04"0
5	Wilkinson, Diana E.	BRITAIN	1'05"0
6	Sacchi, Mara	ITALY	1'05"9
7	Gudmundsdottir, H.	ICELAND	1'06"4
8	Vivanco Roca, Rosario	PERU	1'09"0

## —Heat 5—

1	Fraser, Dawn	AUSTRALA	1'00"6 NOR
2	Lay, Marion Beverly	CANADA	1'02"1
3	Takacs, Katalin	HUNGARY	1'03"5
4	Kimura, Toyoko	JAPAN	1'04"8
5	Sidelsky, Marilyn	RHODESIA	1'05"5
6	Amos, Linda,	BRITAIN	1'06"1
7	Pulido, Rita	SPAIN	1'06"7
8	Harding, Margaret	P. RICO	1'11"7

## —Heat 6—

1	Stouder, Sharon Marie	U.S.A.	1'02"3
2	Bell, Lynette	AUSTRALA	1'02"4
3	Dobai, Madarasz Csilla	HUNGARY	1'02"5
4	Lilja, Gun Ann-Charlott	SWEDEN	1'03"7
5	Kennedy, Helen Louise	CANADA	1'04"2
6	Azuma, Miyoko	JAPAN	1'06"4
7	Tseng, Jovina	MALAYSIA	1'13"9

## —Semi-Final 1—

Place	Name	Country	Time
1	Fraser, Dawn	AUSTRALA	59"9 NOR
2	Lay, Marion Beverly	CANADA	1'02"2
3	Bell, Lynette	AUSTRALA	1'02"3
4	Dobai, Madarasz Csilla	HUNGARY	1'02"4
5	Hallock, Jeanne Courtney	U.S.A.	1'02"9
6	Beneck, Daniela	ITALY	1'02"9
7	Turoczy, Judit	HUNGARY	1'03"0
8	Thorn, Robyn	AUSTRALA	1'03"9

## —Semi-Final 2—

1	Stouder, Sharon Marie	U.S.A.	1'01"4
2	Terpstra, Erica Georgine	NETHLAND	1'02"3
3	Ellis, Kathleen	U.S.A.	1'02"5
4	Hagberg, Ann-Christine	SWEDEN	1'02"8
5	Grunert, Martina	GERMANY	1'03"1
6	Takacs, Katalin	HUNGARY	1'03"3
7	Lilja, Gun Ann-Charlott	SWEDEN	1'03"9
8	Jafvert, Ulla Birgitta E.	SWEDEN	1'04"6

## —Final— Oct. 13.

Place	Name	Country	Time
1	Fraser, Dawn	AUSTRALA	59"5 NOR
2	Stouder, Sharon Marie	U.S.A.	59"9
3	Ellis, Kathleen	U.S.A.	1'00"8
4	Terpstra, Erica Georgine	NETHLAND	1'01"8
5	Lay, Marion Beverly	CANADA	1'02"2
6	Dobai, Madarasz Csilla	HUNGARY	1'02"4
7	Hagberg, Ann-Christine	SWEDEN	1'02"5
8	Bell, Lynette	AUSTRALA	1'02"7

### 400 m Free Style—400 m Nage Libre

16 countries 31 competitors

7 Withdrawal

WR 4'39"5 Ramenofsky, Marilyn (U.S.A.) 1964

OR 4'50"6 Von Saltza, Christine (U.S.A.) 1960

#### Previous Winners

1924	M. Norelius	U.S.A.	6'02"2
1928	M. Norelius	U.S.A.	5'42"8
1932	H. Madison	U.S.A.	5'28"5
1936	H. Mastenbroek	NETHLAND	5'26"4
1948	A. Curtis	U.S.A.	5'17"8
1952	V. Gyenge	HUNGARY	5'12"1
1956	L. Crapp	AUSTRALA	4'54"6
1960	C. Von Saltza	U.S.A.	4'50"6



Women's 400 m Free-Style medalists  
Les médaillés de femmes 400 m nage libre ① V. Duenkel (USA) ② M. Ramenofsky (USA) ③ T. Stickles (USA)

#### Top 8 qualify for Final Oct. 17.

##### —Heat 1—

Place	Name	Country	100m	200m	300m	400m
1	Duenkel, Virginia Ruth	U.S.A.	1'06"3	2'19"7	3'34"5	4'48"6 NOR
2	Grunert, Martina	GERMANY	1'07"3	2'24"4	3'42"2	4'57"7
3	Tigelaar, Willemina H.	NETHLAND	1'09"4	2'25"8	3'43"5	5'01"8
4	Hounsell, Barbara	CANADA	1'11"4	2'30"8	3'48"7	5'04"9
5	Kikutani, Tazuko	JAPAN	1'10"2	2'27"0	3'46"4	5'06"3
	Frank, Maria	HUNGARY				Withdrawal
	Pacifici, Maria Christina	ITALY				Withdrawal

##### —Heat 2—

1	Herford, Kim	AUSTRALA	1'07"1	2'20"3	3'35"1	4'49"8
2	Lilja, Gun Ann-Charlott	SWEDEN	1'08"6	2'23"4	3'38"2	4'52"3
3	Thompson, Patricia E.	CANADA	1'09"3	2'26"1	3'45"8	5'06"7
4	Sillett, Pauline	BRITAIN	1'11"8	2'32"3	3'53"3	5'12"2
5	Weeteling, Albertha	NETHLAND	1'10"1	2'31"0	3'54"2	5'13"0
	Ustinova, Natalya	U.S.S.R.				Withdrawal
	Saini, Paola	ITALY				Withdrawal

##### —Heat 3—

1	Long, Elizabeth Carole	BRITAIN	1'07"5	2'23"5	3'38"7	4'54"5
2	Beneck, Daniela	ITALY	1'09"7	2'25"4	3'42"1	4'56"2
3	Ljunggren, Elisabeth	SWEDEN	1'09"8	2'26"1	3'42"1	4'57"0
4	Wanke, Jutta	GERMANY	1'10"1	2'26"9	3'44"8	5'01"7
5	Lallande, Ann	P. RICO	1'08"9	2'26"3	3'46"3	5'04"3
6	Pulido, Rita	SPAIN	1'10"0	2'28"5	3'48"2	5'06"2
7	Sidelsky, Marilyn	RHODESIA	1'07"9	2'25"9	3'48"6	5'08"9
	Vivance Roca, Rosario	PERU				Withdrawal

##### —Heat 4—

1	Ramenofsky, Marilyn	U.S.A.	1'06"3	2'20"3	3'34"3	4'47"7 NOR
2	Fraser, Dawn	AUSTRALA	1'07"5	2'21"6	3'36"9	4'52"2
3	Hughes, Jane Marrian	CANADA	1'08"4	2'42"2	3'40"5	4'54"8
4	Bystrova, Natalya	U.S.S.R.	1'10"0	2'27"9	3'47"0	5'05"0
5	Souza, Maria Luisa	MEXICO	1'09"2	2'26"4	3'46"3	5'05"2
6	Welander, Majvor Maria C.	SWEDEN	1'10"6	2'29"5	3'49"5	5'07"7
7	Belmar, Olga	MEXICO	1'09"4	2'29"9	3'52"0	5'14"0
8	Tseng, Jovina	MALAYSIA	1'16"1	2'45"0	4'16"7	5'46"0

## —Heat 5—

1	Stickles, Terri Lee	U.S.A.	1'07"7	2'22"1	3'36"4	4'49"3
2	Duncan, Nanette Mary	AUSTRALA	1'08"7	2'22"5	3'38"9	4'55"2
3	Hayakawa, Kazue	JAPAN	1'09"9	2'24"7	3'41"2	4'56"5
4	Pechstein, Heidi	GERMANY	1'08"1	2'23"8	3'41"7	5'01"4
5	Mihaylova, Natalya	U.S.S.R.	1'11"6	2'30"4	3'50"2	5'08"0
6	Lim, Kum-Ja	KOREA	1'18"5	2'44"9	4'11"0	5'38"7
	Lonsbrough, Anita	BRITAIN				Withdrawal
	Pietri, Monique	FRANCE				Withdrawal

## —Final— Oct. 18

Place	Name	Country	100m	200m	300m	400m
1	Duenkel, Virginia Ruth	U.S.A.	1'06"8	2'20"0	3'32"4	4'43"3 NOR
2	Rmaenofsky, Marilyn	U.S.A.	1'06"6	2'20"1	3'33"0	4'44"6
3	Stickles, Terri Lee	U.S.A.	1'07"1	2'20"8	2'34"2	4'47"2
4	Fraser, Dawn	AUSTRALA	1'06"7	2'21"3	3'36"1	4'47"6
5	Hughes, Jane Marrian	CANADA	1'08"8	2'23"4	3'38"5	4'50"9
6	Long, Elizabeth Carole	BRITAIN	1'07"1	2'21"9	3'37"2	4'52"0
7	Herford, Kim	AUSTRALA	1'09"4	2'22"7	3'37"1	4'52"9
8	Lilja, Gun Ann-Charlott	SWEDEN	1'08"6	2'23"4	3'38"6	4'53"0

**200 m Breast Stroke—200 m Brasse**

15 Countries 26 Competitors

1 Disqualified 1 Withdrawal

WR 2'45"4 Prozumenschikova, Galina (U.S.S.R.) 1964

OR 2'49"5 Lonsbrough, Anita (BRITAIN) 1960

**Previous Olympic Winners**

1924	L. Morton	BRITAIN	3'33"2
1928	H. Schrader	GERMANY	3'12"6
1932	C. Dennis	AUSTRALA	3'06"3
1936	Maehata, Hideko	JAPAN	3'03"6
1948	P. Van Vliet	NETHLAND	2'57"2
1952	E. Szekely	HUNGARY	2'51"7
1956	U. Happe	GERMANY	2'53"1
1960	A. Lonsbrough	BRITAIN	2'49"5

**Top 8 qualify for Final** Oct. 11

## —Heat 1—

Place	Name	Country	100m	200m
1	Bimolt, Klena Greetje	NETHLAND	1'21"6	2'50"7
2	Ruygrok, Margueritha I.	AUSTRALA	1'21"3	2'53"1
3	Urselmann, Wiltrud	GERMANY	1'22"9	2'53"2
4	Hazleton, Tamara Anne	U.S.A.	1'25"6	2'55"0
5	Yamamoto, Noriko	JAPAN	1'23"4	2'57"0
6	Kovacs, Zsuzsa	HUNGARY	1'27"4	3'06"7
7	Harding, Margaret	P. RICO	1'32"2	3'16"0

## —Heat 2—

1	Grimmer, Barbel	GERMANY	1'20"9	2'48"6 NOR
2	Prozumenschikova, Galina	U.S.S.R.	1'20"7	2'49"0
3	Enfield, Jacqueline Ida	BRITAIN	1'23"6	2'54"9
4	Kok, Margretha	NETHLAND	1'24"7	2'55"4
5	Peper, Susana Norma	ARGENTIN	1'26"0	3'00"0
	Barnetson, Shristine P.	AUSTRALA		Disqualified
	Egervair, Marta	HUNGARY		Withdrawal

## —Heat 3—

1	Babanina, Svetlana	U.S.S.R.	1'20"8	2'48"3 NOR
2	Mitchell, Stella M. M.	BRITAIN	1'21"6	2'48"8
3	Kolb, Claudia Anne	U.S.A.	1'21"6	2'49"7
4	Kuper, Ursula	GERMANY	1'21"6	2'50"1
5	Castane, Isabel	SPAIN	1'25"2	2'55"7
6	McGill, Linda Carol	AUSTRALA	1'25"3	2'59"4
7	Jolly, Mariana	MALAYSIA	1'30"0	3'11"0

## —Heat 4—

1	Slattery, Jill	BRITAIN	1'21"4	2'50"2
2	Haddon, Vivien Joan	NZEALAND	1'23"2	2'53"4
3	Looijs, Geertruida	NETHLAND	1'23"2	2'54"5
4	Nitta, Sandra Hauka	U.S.A.	1'25"0	2'58"4
5	Filippovits, Christine	AUSTRIA	1'25"4	2'59"2
6	Morizane, Yoshiko	JAPAN	1'27"7	2'59"9
7	Li, Hin Yu	HONGKONG	1'35"1	3'22"2

## —Final— Oct. 12.

Place	Name	Country	100 m	200 m
1	Prozumenschikova, Galina	U.S.S.R.	1'19"8	2'46"4 NOR
2	Kolb, Claudia Anne	U.S.A.	1'21"0	2'47"6
3	Babanina, Svetlana	U.S.S.R.	1'21"3	2'48"6
4	Mitchell, Stella M.M.	BRITAIN	1'21"6	2'49"0
5	Slattery, Jill	BRITAIN	1'21"1	2'49"6
6	Grimmer, Barbel	GERMANY	1'21"5	2'51"0
7	Bimolt, Klena Greetje	NETHLAND	1'22"2	2'51"3
8	Kuper, Ursula	GERMANY	1'22"1	2'53"9

**100 m Back Stroke=100m Dos**

18 Countries 31 Competitors

WR 1'08"3 Duenkel, Virginia Ruth (U.S.A.) 1964

OR 1'09"3 Burke Lynn (U.S.A.) 1960

**Previous Olympic Winners**

1924	S. Bauer	U.S.A.	1'23"2
1928	M. Braun	NETHLAND	1'22"0
1932	E. Holm	U.S.A.	1'19"4
1936	N. Senff	NETHLAND	1'18"9
1948	K. Harup	DENMARK	1'14"4
1952	J. C. Harrison	S.AFRICA	1'14"3
1956	J. Grinham	BRITAIN	1'12"9
1960	L. Burke	U.S.A.	1'09"3

**Top 8 qualify for Final** Oct. 13

## —Heat 1—

Place	Name	Country	Time
1	Harmar, Nina Adams	U.S.A.	1'09"8
2	Tanaka, Satoko	JAPAN	1'10"0
3	Ludgrove, Linda Kay	BRITAIN	1'10"3
4	Neuber, Helga	GERMANY	1'11"4
5	Kennedy, Helen Louise	CANADA	1'12"5
6	Woosley, Belinda	AUSTRALA	1'15"3
7	Tseng, Jovina	MALAYSIA	1'20"7

## —Heat 2—

1	Duenkel, Virginia Ruth	U.S.A.	1'08"9 NOR
2	Weir, Eileen	CANADA	1'09"7
3	Kihara, Michiko	JAPAN	1'11"1
4	Michaelson, Kirsten	DENMARK	1'11"2
5	Savelieva, Tatiana	U.S.S.R.	1'11"8
6	Balla, Maria	HUNGARY	1'12"0
7	Weeteling, Albertha	NETHLAND	1'13"1
8	Seitz, Ursula	AUSTRIA	1'13"3

## —Heat 3—

1	Ferguson, Cathy Jean	U.S.A.	1'08"8 NOR
2	Borie, Françoise	FRANCE	1'11"8
3	Nerger, Petra	GERMANY	1'12"1
4	Lewis, Sylvia Anne	BRITAIN	1'12"2
5	Van Velsen, Maria Marina	NETHLAND	1'12"2
6	Dayman, Marlene Anne	AUSTRALA	1'12"9
7	Rockembach, Anneliese	VENEZUELA	1'14"1
8	Harding, Margaret	P. RICO	1'19"5

## —Heat 4—

1	Caron, Christine	FRANCE	1'08"5 NOR
2	Norfolk, Jill Rosemary	BRITAIN	1'10"6
3	Schmidt, Ingrid	GERMANY	1'11"1
4	Mihaylova, Natalya	U.S.S.R.	1'11"4
5	Winkel, Kornelia	NETHLAND	1'11"6
6	Duncan, Nanette Mary	AUSTRALA	1'12"4
7	Peper, Susana Norma	ARGENTIN	1'13"2
8	Chun, Ok Ja	KOREA	1'21"7

## —Final— Oct. 14.

Place	Name	Country	Time
1	Ferguson, Cathy Jean	U.S.A.	1'07"7 <sup>NWR</sup>
2	Caron, Christine	FRANCE	1'07"9 <sup>NOR</sup>
3	Duenkel, Virginia Ruth	U.S.A.	1'08"0
4	Tanaka, Satoko	JAPAN	1'08"6
5	Harmar, Nina Adams	U.S.A.	1'09"4
6	Ludgrove, Linda Kay	BRITAIN	1'09"5
7	Weir, Eileen	CANADA	1'09"8
8	Norfolk, Jill Rosemary	BRITAIN	1'11"2

**100m Butterfly Stroke=100m papillon**

16 Countries 31 Competitors

4 Withdrawal

WR 1'05"1 Kok, Ada (NETHLAND) 1964

OR 1'09"5 Schuler, Carolyn (U.S.A.) 1960

**Previous Olympic Winners**

1956	S. Mann	U.S.A.	1'11"0
1960	C. Schuler	U.S.A.	1'09"5

**Top 16 qualify for Semi-finals** Oct. 14

## —Heat 1—

Place	Name	Country	Time
1	Ellis, Kathleen	U.S.A.	1'07"8 NOR
2	Takahashi, Eiko	JAPAN	1'08"4
3	GeGan, Judith Ann	BRITAIN	1'10"8
4	Lasterie, Aartje E.	NETHLAND	1'11"2
5	McGill, Linda Carol	AUSTRALA	1'11"7
6	Brunner, Ursel	GERMANY	1'13"6
7	Kay, Molly Chin Say	MALAYSIA	1'23"0

## —Heat 2—

1	De Varona, Donna E.	U.S.A.	1'07"5 NOR
2	Cotterill, Mary Anne	BRITAIN	1'09"4
3	Stewart, Mary Pauline	CANADA	1'09"9
4	Sato, Kimiko	JAPAN	1'10"6
	Erdelyi, Eva	HUNGARY	Withdrawal
	Andersson, Lotten Katrin	SWEDEN	Withdrawal

## —Heat 3—

1	Kok, Ada	NETHLAND	1'07"8
2	Pyrhonen, Eila Marjatta	FINLAND	1'07"9
3	Humeniuk, Marianne	CANADA	1'09"5
4	Egervari, Marta	HUNGARY	1'10"3
5	Deviatova, Tatiana	U.S.S.R.	1'11"1
6	Wood, Jennifer	RHODESIA	1'11"3
7	Lallande, Ann	P. RICO	1'17"1

## —Heat 4—

1	Stouder, Sharon Marie	U.S.A.	1'07"0 NOR
2	Noack, Ute	GERMANY	1'09"2
3	Yakovieva, Valentina	U.S.S.R.	1'11"2
4	Kennedy, Helen Louise	CANADA	1'11"2
5	Saito, Hiroko	JAPAN	1'13"1
6	De Greealaw, Gllian C.	AUSTRALA	1'14"8
7	Harding, Margaret	P. RICO	1'23"7

## —Heat 5—

1	Phillips, Glenda May	BRITAIN	1'10"3
2	Cecchi, Anna Maria	ITALY	1'10"3
3	Hustedede, Heike	GERMANY	1'10"5
4	Belmar Bohigas, Silvia	MEXICO	1'12"1
5	Ballester, Maria	SPAIN	1'13"1
6	Turner, Jan	AUSTRALA	1'14"4
	Turoczy, Judit	HUNGARY	Withdrawal
	Gudmundsdottir, H.	ICELAND	Withdrawal

## —Semi-Final 1—

Top 8 qualify for Final		Oct. 15	
Place	Name	Country	Time
1	Stouder, Sharon Marie	U.S.A.	1'05"6 NOR
2	Kok, Ada	NETHLAND	1'05"9
3	Pyrhonen, Eila Marjatta	FINLAND	1'07"9
4	Humeniuk, Marianne	CANADA	1'09"2
5	Noack, Ute	GERMANY	1'09"3
6	Phillips, Glenda May	BRITAIN	1'10"6
7	Egervari, Marta	HUNGARY	1'10"7
8	Sato, Kimiko	JAPAN	1'11"2

## —Semi-Final 2—

1	Ellis, Kathleen	U.S.A.	1'07"2
2	De Varona, Donna E.	U.S.A.	1'07"7
3	Takahashi Eiko	JAPAN	1'07"8
4	Stewart, Mary Pauline	CANADA	1'08"6
5	Hustedede, Heike	GERMANY	1'08"8
6	Cotterill, Mary Anne	BRITAIN	1'09"4
7	Cecchi, Anna Maria	ITALY	1'10"4
8	Gegan, Judith Ann	BRITAIN	1'10"5

## —Final— Oct. 16.

Place	Name	Country	Time
1	Stouder, Sharon Marie	U.S.A.	1'04"7 <sup>NWR</sup>
2	Kok, Ada	NETHLAND	1'05"6 <sup>NOR</sup>
3	Ellis, Kathleen	U.S.A.	1'06"0
4	Pyrhonen, Eila Marjatta	FINLAND	1'07"3
5	De Varona, Donna E.	U.S.A.	1'08"0
6	Hustedede, Heike	GERMANY	1'08"5
7	Takahashi, Eiko	JAPAN	1'09"1
8	Stewart, Mary Pauline	CANADA	1'10"0

**400 m Individual Medley—400 m Quatre Nages Individuelles**

12 countries 22 competitors 4 withdrawal

WR 5'14"9 De Varona, Donna E. (U.S.A.) 1964

OR New Event, No OR, No Previous Winner

**Top 8 qualify for Final** Oct. 15

## —Heat 1—

Place	Name	Country	100 m	200 m	300 m	400 m
1	Lonsbrogh, Anita	BRITAIN	1'14"3	2'40"6	4'14"4	5'30"6 NOR
2	Finneran, Sharon Evans	U.S.A.	1'13"4	2'40"0	4'19"4	5'32"7
3	Egervari, Marta	HUNGARY	1'15"7	2'41"6	4'16"7	5'35"8
4	Zimmermann, Helga	GERMANY	1'15"5	2'45"1	4'24"9	5'38"9
5	Cortis, Jane	AUSTRALA	1'16"9	2'40"7	4'23"5	5'43"6
	Sidelsky, Marilyn	RHODESIA				Withdrawal



## —Heat 2—

1	Randall, Martha Irene	U.S.A.	1'13"9	2'35"2	4'14"8	5'27"8	NOR
2	Hounsell, Barbara	CANADA	1'18"4	2'44"2	4'22"9	5'38"4	
3	Lasterie, Aartje E.	NETHLAND	1'14"6	2'44"0	4'23"6	5'41"3	
4	Blank, Harriet	GERMANY	1'15"8	2'45"2	4'22"6	5'42"4	
5	Castane, Isabel	SPAIN	1'20"0	2'50"2	4'24"3	5'50"7	
6	Harding, Margaret	P. RICO	1'19"3	2'55"9	4'44"73	6'10"7	

## —Heat 3—


1	Holletz, Veronika	GERMANY	1'13"6	2'34"7	4'11"2	5'26"8	NOR
2	Heukels, Elizabeth Anna	NETHLAND	1'15"6	2'41"6	4'12"9	5'32"4	
3	McGill, Linda Carol	AUSTRALA	1'13"9	2'43"6	4'20"0	5'38"3	
4	Ezaka, Kimiko	JAPAN	1'15"6	2'45"7	4'24"7	5'42"1	
5	Strange, Kisten	DENMARK	1'17"6	2'48"5	4'23"8	5'44"4	
6	Johnson, Pamela	BRITAIN	1'22"8	2'54"4	4'44"4	6'11"9	
	Vivanco Roca, Rosario	PERU				Withdrawal	

## —Heat 4—

1	De Varona, Donna E.	U.S.A.	1'10"9	2'31"3	4'10"4	5'24"2	NOR
2	Heemskerk, Marianne Y.	NETHLAND	1'13"4	2'41"3	4'18"6	5'38"6	
3	Kennedy, Helen Louise	CANADA	1'18"5	2'46"9	4'34"9	5'49"9	
4	Matsuda, Natsuko	JAPAN	1'14"8	2'49"6	4'30"3	5'51"5	
5	Belmar Bohigas, Silvia	MEXICO	1'17"1	2'51"8	4'39"5	6'00"7	
	Ljunggren, Elisabeth	SWEDEN				Withdrawal	
	Murphy, Janice	AUSTRALA				Withdrawal	

## Women's 400 m Individual Medley finals

Les finales des femmes 400 m quatre nages individuelles



## —Final— Oct. 17

Place	Name	Country	100m	200m	300m	400m
1	De Varona, Donna E.	U.S.A.	1'09"9	2'28"3	4'05"9	5'18"7 NOR
2	Finneran, Sharon Evans	U.S.A.	1'11"8	2'35"7	4'12"0	5'24"1
3	Randall, Martha Irene	U.S.A.	1'12"6	2'34"2	4'12"9	5'24"2
4	Holletz, Veronika	GERMANY	1'13"5	2'36"8	4'12"3	5'25"6
5	McGill, Linda Carol	AUSTRALA	1'13"8	2'40"2	4'13"0	5'28"4
6	Heukels, Elizabeth Anna	NETHLAND	1'15"2	2'42"6	4'13"7	5'30"3
7	Lonsbrough, Anita	BRITAIN	1'14"8	2'42"5	4'14"5	5'30"5
8	Egervari, Marta	HUNGARY	1'14"9	2'42"5	4'18"5	5'38"4



Women's 400 m Individual Medley winners

Les gagnantes femmes 400 m quatre nages individuelles ① D. De Varona (USA) ② S. Finneran (USA) ③ M. Randall (USA)

## 4X100 m Free Style Relay—4X100 m Relais Nage Libre 10 countries 10 competitors

WR 4'07"6 U.S.A. 1964

OR 4'08"9 U.S.A. 1960

## Previous Olympic Winners

1912	BRITAIN	5'52"8	1936	NETHLAND	4'36"0
1920	U.S.A.	5'11"6	1948	U.S.A.	4'29"2
1924	U.S.A.	4'58"8	1952	HUNGARY	4'24"4
1928	U.S.A.	4'47"6	1956	AUSTRALA	4'17"1
1932	U.S.A.	4'38"0	1960	U.S.A.	4'08"9

## Top 8 Teams qualify for Final Oct. 14

## —Heat 1—

Place	Country	Order Member	100m	Order Member	100m	400m
1	U.S.A.	1) Hallock, Jeanne Courtney	1'02"8	2) Bricker, Erika Eloise	1'04"0	
		3) Allsup, Lynne Marie	1'02"8	4) Sherman, Patience Halsey	1'02"6	4'12"2
2	SWEDEN	1) Lilja, Gun Ann-Charlott	1'04"1	2) Andersson, Lotten Katrin	1'04"4	
		3) Jafvert, Ulla Birgitta E.	1'03"5	4) Hagberg, Ann-Christine	1'01"5	4'13"5
3	NETHLAND	1) Van Der Wildt, Paulina J.	1'04"2	2) Beumer, Catharina Johanna	1'04"2	
		3) Van Weerdenburg, W.	1'04"3	4) Terpstra, Erica Georgine	1'02"1	4'14"8
4	CANADA	1) Thonpson, Patricia E.	1'04"5	2) Stewart, Mary Pauline	1'04"4	
		3) Kennedy, Helen Louise	1'04"1	4) Lay, Marion Beverly	1'01"9	4'14"9
5	JAPAN	1) Urakami, Ryoko	1'05"5	2) Kihara, Michiko	1'03"7	
		3) Kimura, Toyoko	1'04"0	4) Azuma, Miyoko	1'06"0	4'19"2

## —Heat 2—

1	AUSTRALA	1) Thorn, Robyn 3) Turner, Jan	1'03"7 1'03"5	2) Murphy, Janice 4) Bell, Lynette	1'02"6 1'02"0 4'11"8
2	HUNGARY	1) Turoczy, Judit 3) Erdelyi, Eva	1'03"9 1'03"4	2) Frank, Maria 4) Dobai, Madarasz Csilla	1'04"1 1'02"0 4'13"4
3	GERMANY	1) Pechstein, Heidi 3) Grunert, Martina	1'04"6 1'03"2	2) Beierlein, Traudi 4) Schumacher, Rita	1'03"9 1'03"2 4'14"9
4	ITALY	1) Saini, Paola 3) Sacchi, Mara	1'04"5 1'04"7	2) Pacifici, Maria Christina 4) Beneck, Daniela	1'03"3 1'02"5 4'15"0
5	BRITAIN	1) Keen, Sandra 3) Long, Elizabeth Carole	1'03"8 1'03"2	2) Sillett, Pauline 4) Wilkinoson, Diana E.	1'04"2 1'03"9 4'15"1

## —Final— Oct. 15, 1964

Place	Country	Order Member	100m	Order Member	100m	400m
1	U.S.A.	1) Stouder, Sharon Marie 3) Watson, Lillian Debra	1'01"2 1'00"7	2) De Varona, Donna E. 4) Ellis, Kathleen	1'00"9 1'01"0	4'03"8 <sup>NWR</sup> NOR
2	AUSTRALA	1) Thorn, Robyn 3) Bell, Lynette	1'03"8 1'01"6	2) Murphy, Janice 4) Fraser, Dawn	1'02"9 58"6	4'06"9
3	NETHLAND	1) Van Der Wildt, Paulina J. 3) Van Weerdenbugr, W.	1'04"6 1'02"6	2) Beumer, Catharina Johanna 4) Terpstra Erica Georgine	1'03"8 1'01"0	4'12"0
4	HUNGARY	1) Turoczy, Judit 3) Takacs, Katalin	1'03"2 1'03"0	2) Erdelyi, Eva 4) Dobai, Madarasz Csilla	1'04"2 1'01"7	4'12"1
5	SWEDEN	1) Lilja, Gun Ann-Charlott 3) Jafvert, Ulla Birgitta E.	1'04"5 1'03"3	2) Andersson, Lotten Katrin 4) Hagberg, Ann-Christine	1'04"7 1'01"5	4'14"0
6	GERMANY	1) Grunert, Martina 3) Schumacher, Rita	1'03"5 1'02"9	2) Beierlein, Traudi 4) Pechstein, Heidi	1'05"1 1'03"5	4'15"0
7	CANADA	1) Stewart Mary Pauline 3) Kennedy, Helen Louise	1'05"5 1'03"6	2) Thonpson, Patricia E. 4) Lay, Marion Beverly	1'04"3 1'02"5	4'15"9
8	ITALY	1) Saini, Paola 3) Sacchi, Mara	1'04"5 1'04"6	2) Pacifici, Maria Christina 4) Beneck, Daniela	1'04"2 1'03"9	4'17"2

**4X100 M Medley Relay—4X100 m Quatre Nages, Équipe**

9 countries 9 teams

WR 4'34"6 U.S.A. 1964  
OR 4'41"1 U.S.A. 1960

**Previous Olympic Winner**

1960 U.S.A. 4'41"1

**Top 8 teams qualify for Final**

## —Heat 1— Oct. 16.

Place	Country	Order Member	100m	Order Member	100m	400m
1	U.S.S.R.	1) Savelieva, Tatiana 3) Deviatova Tatiana	1'10"5 1'10"0	2) Babanina, Svetlana 4) Bystrova, Natalya	1'15"2 1'03"4	4'39"1 NOR
2	JAPAN	1) Tanaka, Satoko 3) Takahashi, Eiko	1'08"6 1'08"0	2) Yamamoto, Noriko 4) Kihara, Michiko	1'20"6 1'03"4	4'40"6
3	NETHLAND	1) Winkel, Kornelia 3) Lasterie, Aartje E.	1'11"5 1'12"4	2) Bimolt, Klana Greetje 4) Terpstra, Erica Georgine	1'18"1 1'02"1	4'44"1
4	AUSTRALA	1) Duncan, Nanette Mary 3) McGill, Linda Carol	1'13"0 1'16"1	2) Ruygrok, Margueritha I. 4) Fraser, Dawn	1'21"9 1'01"3	4'52"3

## —Heat 2—

1	U.S.A.	1) Harmar, Nina Adams 3) Pitt, Susan Kay	1'10"4 1'07"0	2) Reeder, Judith Anne 4) Watson, Lillian Debra	1'22"3 1'01"9 4'41"6
2	GERMANY	1) Schmidt, Ingrid 3) Hustedede, Heike	1'11"2 1'09"6	2) Grimmer, Barbel 4) Grunert, Martina	1'19"2 1'03"2 4'43"2
3	BRITAIN	1) Ludgrove, Linda Kay 3) Cotterill, Mary Anne	1'10"6 1'10"2	2) Mitchell, Stella M. M. 4) Long, Elizabeth Carole	1'20"0 1'03"5 4'44"3
4	CANADA	1) Weir, Eilleen 3) Stewart, Mary Pauline	1'10"3 1'09"7	2) Lay, Marion Beverly 4) Kennedy, Helen Louise	1'22"9 1'03"7 4'46"6
5	HUNGARY	1) Balla, Maria 3) Egervari, Marta	1'11"5 1'12"0	2) Kovacs, Zsuzsa 4) Dobai, Madarasz Csilla	1'23"0 1'02"4 4'48"9


## —Final—

Place	Country	Order Member	100m	Order Member	100m	Finish
1	U.S.A.	1) Ferguson, Cathy Jean 3) Stouder, Sharon Marie	1'08"6 1'06"1	2) Goyette, Cynthia Lee 4) Ellis, Kathleen	1'18"3 1'00"9	4'33"9 NWR NOR
2	NETHLAND	1) Winkel, Kornelia 3) Kok, Ada	1'12"2 1'05"0	2) Bimolt, Klena Greetje 4) Terpstra, Erica Georgine	1'18"5 1'01"3	4'37"0
3	U.S.S.R.	1) Savelieva, Tatiana 3) Deviatova, Tatiana	1'11"1 1'09"3	2) Babanina, Svetlana 4) Ustinova, Natalya	1'15"3 1'03"5	4'39"2
4	JAPAN	1) Tanaka, Satoko 3) Takahashi, Eiko	1'09"5 1'09"3	2) Yamamoto, Noriko 4) Kihara, Michiko	1'20"5 1'02"7	4'42"0
5	BRITAIN	1) Norflk, Jill Rosemary 3) Cotterill, Mary Anne	1'12"1 1'09"4	2) Mitchell, Stella M. M. 4) Long, Elizabeth Carole	1'19"8 1'04"5	4'45"8
6	CANADA	1) Weir, Eilleen 3) Stewart, Mary Pauline	1'11"5 1'09"3	2) Lay, Marion Beverly 4) Kennedy, Helen Louise	1'23"9 1'05"2	4'49"9
	GERMANY	1) Schmidt, Ingrid 3) Husede, Heike	1'11"2 1'10"8	2) Grimmer, Barbel 4) Grunert, Martina	1'19"0 1'01"5	X) Disqualified
	HUNGARY	1) Balla, Maria 3) Egervari, Martaa	1'12"3 1'11"4	2) Kovacs, Zsuzsa 4) Dobai, Madarasz Csilla	1'23"6 1'01"4	X) Disqualified





Women's 4X100 m Medley Relay winning U.S.A. team from left C. Goyette, K. Ellis, C. Ferguson, S. Stouder  
 L'équipe des Etats-Unis gagnante de femmes 4X100 m relais quatre nages de gauche à droite C. Goyette, K. Ellis, C. Ferguson, S. Stouder



Women's 4X100 m Medley Relay finals with U.S.A. team No. 3 entry S. Stouder touching in as K. Ellis enter the water

Finale de l'épreuve femmes 4X100 m relais quatre nages de l'équipe des Etats-Unis, S. Stouder No. 3 touchant au moment où K. Ellis entre dans l'eau (à gauche)