

## Natation

## Swimming



### Symboles et abréviations employés dans les tableaux

- Record olympique
- Égale record olympique
- Record mondial
- Égale record mondial
- dq Disqualification
- np N'a pas participé

### Symbols and abbreviations used in the tables

- Olympic record
- Equalled Olympic record
- World record
- Equalled world record
- dq Disqualified
- np Did not participate

			18.7	19.7	20.7	21.7	22.7	23.7	24.7	25.7	26.7	27.7	28.7	29.7	30.7	31.7
467	100 m nage libre Femmes	100 m freestyle Women	1015 1900	1915												
485	100 m nage libre Hommes	100 m freestyle Men							1100 1900	2015						
467	200 m nage libre Femmes	200 m freestyle Women						1100 1945								
487	200 m nage libre Hommes	200 m freestyle Men		0930 2000												
469	400 m nage libre Femmes	400 m freestyle Women			0930 1945											
487	400 m nage libre Hommes	400 m freestyle Men					0945 1915									
469	800 m nage libre Femmes	800 m freestyle Women							1000	1900						
489	1 500 m nage libre Hommes	1 500 m freestyle Men		1130	1930											
471	100 m dos Femmes	100 m backstroke Women			1100 1915	1930										
489	100 m dos Hommes	100 m backstroke Men	0930 1915	1930												
471	200 m dos Femmes	200 m backstroke Women								0930 2000						
491	200 m dos Hommes	200 m backstroke Men							0930 2030							
473	100 m brasse Femmes	100 m breaststroke Women						0930 1900		1915						
491	100 m brasse Hommes	100 m breaststroke Men		1100 1900	2000											
473	200 m brasse Femmes	200 m breaststroke Women				1045 1945										
493	200 m brasse Hommes	200 m breaststroke Men							1030 1930							
493	100 m papillon Femmes	100 m butterfly Women				0930 1900	1930									
493	100 m papillon Hommes	100 m butterfly Men			1015 1900	1915										
477	200 m papillon Femmes	200 m butterfly Women		1030 2045												
495	200 m papillon Hommes	200 m butterfly Men	1100 1930													
477	400 m 4 nages Femmes	400 m individual medley Women							1115 2000							
495	400 m 4 nages Hommes	400 m individual medley Men								0930 1930						
478	4x100 m relais nage libre Femmes	4x100 m freestyle relay Women								0930 2045						
496	4x200 m relais nage libre Hommes	4x200 m freestyle relay Men				1000 2000										
479	4x100 m relais 4 nages Femmes	4x100 m medley relay Women	1130 1945													
497	4x100 m relais 4 nages Hommes	4x100 m medley relay Men						1130 2000								
481	Plongeon du tremplin Femmes	Springboard diving Women		1400 2145	2100											
499	Plongeon du tremplin Hommes	Springboard diving Men			1400 2115	2100										
483	Plongeon de haut vol Femmes	Platform diving Women							1400 2100	2145						
501	Plongeon de haut vol Hommes	Platform diving Men									0930 2000	2000				
	Water-polo															
503	Premier tour	Initial round	0930 1430 2115	0930 1500	0930 1430											
507	Tour final	Final round					0930 1430	0930 1900	0930 1500		0930 1500	0930 1500				



100 m nage libre  
200 m nage libre  
Femmes

Piscine olympique

100 m freestyle  
200 m freestyle  
Women

Olympic Pool

18.7		100 m nage libre Éliminatoires		100 m freestyle Heats		● 58.59 ■ 55.73					
1	110 Priemer, Petra	GDR	56.95 ●	1	47 Jardin, Anne	CAN	57.61	1	243 Sterkel, Jill	USA	57.41
2	173 Perrott, Rebecca	NZL	57.66	2	128 Weber, Jutta	GER	57.71	2	71 Berger, Guylaine	FRA	58.79
3	193 Martensson, Pia	SWE	59.15	3	165 Yamazaki, Sachiko	JPN	1:00.43	3	217 Vlasova, Irina	URS	58.99
4	188 Hansson, Ida	SWE	1:00.22	4	124 Nissen, Regina	GER	1:00.60	4	88 Gray, Elaine	GBR	1:00.31
5	148 Cramer, Shelley	ISV	1:00.67	5	10 Harvey, Lesleigh	AUS	1:01.59	5	255 Poleo, Ivis	VEN	1:03.07
6	201 Mizouni, Myriam	TUN	1:02.42	6	145 Sheehan, Dierdre	IRL	1:02.11	6	130 Robertson, Karen	HKG	1:04.29
7	152 Dessy, Elisabetta	ITA	np	7	147 Vilborg, Sverris Dottir	ISL	1:03.26	7	141 Pelle, Judit	HUN	np

1	220 Babashoff, Shirley	USA	58.06	1	102 Hempel, Claudia	GDR	57.35	1	131 Brigitha, Enith	HOL	56.61 ●
2	40 Clark, Barbara	CAN	58.29	2	169 Jenssen, Lene	NOR	58.10	2	240 Peyton, Kim	USA	57.26
3	87 Edmondson, Susan	GBR	1:00.64	3	19 Tate, Jenny	AUS	58.78	3	138 Ran, Ineke	HOL	58.08
4	135 Kamstra, Berber	HOL	1:00.68	4	206 Kluchnikova, Marina	URS	59.30	4	13 Leguier, Drué	AUS	59.40
5	23 Boekhout, Geert	BEL	1:00.76	5	199 Bulakul, Rachaniw	THA	1:01.33	5	121 Jasch, Beate	GER	1:00.80
6	251 Huen, Marianela	VEN	1:02.51	6	3 Juncos, Rossana	ARG	1:01.89	6	60 Paris, Maria M.	CRC	1:01.53
7	176 Osorio, Georgina	PAN	1:03.88	7	184 Lee, Y Hwang	ROC	np	7	61 Ramon, Maria	CUB	np

1	99 Ender, Kornelia	GDR	55.81 ●
2	35 Amundrud, Gail	CAN	58.01
3	207 Kobzova, Liubov	URS	58.93
4	28 Richard, Anne	BEL	59.11
5	194 Olsson, Diana	SWE	1:00.46
6	2 Coppo, Susana	ARG	1:02.46
7	179 Fayer, Jane	PUR	1:02.89

Les seize premières se qualifient pour la demi-finale

The first sixteen qualify for the semi-final

18.7		Demi-finale		Semi-final			
1	240 Peyton, Kim	USA	56.89	1	99 Ender, Kornelia	GDR	55.82
2	131 Brigitha, Enith	HOL	57.08	2	220 Babashoff, Shirley	USA	56.95
3	243 Sterkel, Jill	USA	57.19	3	102 Hempel, Claudia	GDR	57.05
4	40 Clark, Barbara	CAN	57.72	4	110 Priemer, Petra	GDR	57.21
5	35 Amundrud, Gail	CAN	58.10	5	128 Weber, Jutta	GER	57.35
6	173 Perrott, Rebecca	NZL	58.13	6	47 Jardin, Anne	CAN	57.78
7	138 Ran, Ineke	HOL	58.50	7	169 Jenssen, Lene	NOR	58.10
8	71 Berger, Guylaine	FRA	58.62	8	19 Tate, Jenny	AUS	58.88

Les huit premières se qualifient pour la finale

The first eight qualify for the final

19.7		Finale		Final	
1	99 Ender, Kornelia	GDR	55.65 ●■		
2	110 Priemer, Petra	GDR	56.49		
3	131 Brigitha, Enith	HOL	56.65		
4	240 Peyton, Kim	USA	56.81		
5	220 Babashoff, Shirley	USA	56.95		
6	102 Hempel, Claudia	GDR	56.99		
7	243 Sterkel, Jill	USA	57.06		
8	128 Weber, Jutta	GER	57.26		

22.7		200 m nage libre Éliminatoires		200 m freestyle Heats		● 2:03.56 ■ 1:59.78					
1	102 Hempel, Claudia	GDR	2:03.36 ●	1	35 Amundrud, Gail	CAN	2:03.85	1	217 Vlasova, Irina	URS	2:03.67
2	215 Tsareva, Larisa	URS	2:03.98	2	41 Clarke, Debbie	CAN	2:05.10	2	173 Perrott, Rebecca	NZL	2:03.94
3	128 Weber, Jutta	GER	2:08.02	3	207 Kobzova, Liubov	URS	2:05.55	3	109 Pollack, Andrea	GDR	2:06.12
4	8 Gray, Sonia	AUS	2:10.73	4	192 Lundberg, Gunilla	SWE	2:09.51	4	126 Platten, Marion	GBR	2:06.70
5	199 Bulakul, Rachaniw	THA	2:12.92	5	179 Fayer, Jane	PUR	2:19.93	5	124 Nissen, Regina	GER	2:14.66
6	147 Vilborg, Sverris Dottir	ISL	2:14.27	6	129 Lee, Ralpaelyne	HKG	2:20.76	6	145 Sheehan, Dierdre	IRL	2:15.69
				7	61 Ramon, Maria	CUB	np	7	2 Coppo, Susana	ARG	2:19.26

1	131 Brigitha, Enith	HOL	2:01.54 ●	1	220 Babashoff, Shirley	USA	2:01.64	1	99 Ender, Kornelia	GDR	2:02.50
2	232 Hooker, Jennifer	USA	2:03.72	2	136 Maas, Annelies	HOL	2:03.01	2	243 Sterkel, Jill	USA	2:03.94
3	28 Richard, Anne	BEL	2:07.90	3	47 Jardin, Anne	CAN	2:05.28	3	138 Ran, Ineke	HOL	2:05.01
4	10 Harvey, Lesleigh	AUS	2:08.60	4	71 Berger, Guylaine	FRA	2:06.74	4	7 Ford, Michelle	AUS	2:05.72
5	193 Martensson, Pia	SWE	2:09.85	5	87 Edmondson, Susan	GBR	2:10.08	5	82 Barnard, Susan	GBR	2:08.76
6	84 Bradshaw, Ann	GBR	2:10.93	6	257 Vazquez, Vanja	VEN	2:13.54	6	60 Paris, Maria M.	CRC	2:13.17
7	176 Osorio, Georgina	PAN	2:19.06	7	148 Cramer, Shelley	ISV	2:14.94	7	254 Perez, Maria	VEN	2:13.97
								8	201 Mizouni, Myriam	TUN	np

Les huit premières se qualifient pour la finale

The first eight qualify for the final

22.7		Finale		Final	
1	99 Ender, Kornelia	GDR	1:59.26 ●■		
2	220 Babashoff, Shirley	USA	2:01.22		
3	131 Brigitha, Enith	HOL	2:01.40		
4	136 Maas, Annelies	HOL	2:02.56		
5	35 Amundrud, Gail	CAN	2:03.32		
6	232 Hooker, Jennifer	USA	2:04.20		
7	102 Hempel, Claudia	GDR	2:04.61		
8	217 Vlasova, Irina	URS	2:05.63		

La Canadienne Wendy Quirk terminera en neuvième place au 400 m nage libre, ratant la finale de 36 centièmes de seconde seulement. Elle occupera le même rang au 800 m nage libre, à 28 centièmes de seconde de la huitième place.

Canada's Wendy Quirk finished ninth in the 400-m freestyle, missing the final by a scant .36 of a second. She also wound up in the same position in the 800-m freestyle, .28 of a second out of eighth place.



Remise des médailles, 400 m nage libre. Or, Petra Thumer (République démocratique allemande); argent, Shirley Babashoff (États-Unis); bronze, Shannon Smith (Canada).

Medal ceremony, 400-m freestyle: Petra Thumer (GDR) gold; Shirley Babashoff (USA) silver; and Shannon Smith (CAN) bronze.



Remise des médailles, 800 m nage libre. Petra Thumer (République démocratique allemande) remporte la médaille d'or, tout comme au 400 m, et Shirley Babashoff (États-Unis) obtient une fois de plus la médaille d'argent. Sa compatriote Wendy Weinberg termine en troisième place.

Medal ceremony, 800-m freestyle: Petra Thumer (GDR) gold; Shirley Babashoff (USA) silver; and Wendy Weinberg (USA) bronze. Thumer and Babashoff repeated their finishes in the 400-m event.





400 m nage libre  
800 m nage libre  
Femmes

Piscine olympique

400 m freestyle  
800 m freestyle  
Women

Olympic Pool

20.7		400 m nage libre Éliminatoires		400 m freestyle Heats		● 4:19.04 ■ 4:11.69					
1	173 Perrott, Rebecca	NZL	4:15.71 ●	1	223 Borgh, Brenda	USA	4:17.20	1	136 Maas, Annelies	HOL	4:17.16
2	103 Jager, Regina	GDR	4:20.05	2	52 Quirk, Wendy	CAN	4:19.69	2	231 Heddy, Kathy	USA	4:19.34
3	21 Wickham, Tracey	AUS	4:24.44	3	49 Lee, Wendy	CAN	4:20.16	3	82 Barnard, Susan	GBR	4:30.05
4	30 Verbauwen, Carine	BEL	4:26.27	4	149 Bortolotti, Laura	ITA	4:29.71	4	32 Guimaraes, Maria E.	BRA	4:32.63
5	254 Perez, Maria	VEN	4:38.93	5	70 Real, Antonia	ESP	4:30.37	5	134 Faber, Linda	HOL	4:36.98
6	60 Paris, Maria M.	CRC	4:40.35	6	59 Perez, Fernanda	COL	4:45.73	6	2 Coppo, Susana	ARG	4:57.41
7	147 Vilborg, Sverris Dottir	ISL	4:48.28	7	130 Robertson, Karen	HKG	5:03.90	7	61 Ramon, Maria	CUB	np
1	220 Babashoff, Shirley	USA	4:16.07	1	115 Thumer, Petra	GDR	4:17.20				
2	56 Smith, Shannon	CAN	4:16.70	2	14 Milgate, Rosemary	AUS	4:21.20				
3	104 Kahle, Sabine	GDR	4:19.34	3	20 Turrall, Jenny	AUS	4:21.33				
4	217 Vlasova, Irina	URS	4:21.19	4	170 Calder, Allison	NZL	4:23.64				
5	199 Bulakul, Rachaniw	THA	4:32.98	5	153 Pandini, Eleonora	ITA	4:34.69				
6	87 Edmondson, Susan	GBR	4:33.33	6	201 Mizouni, Myriam	TUN	4:43.11				
7	180 Hatler, Diana	PUR	4:49.73	7	176 Osorio, Georgina	PAN	4:49.80				
Les huit premières se qualifient pour la finale				The first eight qualify for the final							

20.7		Finale		Final			
1	115 Thumer, Petra	GDR	4:09.89 ●■				
2	220 Babashoff, Shirley	USA	4:10.46				
3	56 Smith, Shannon	CAN	4:14.60				
4	173 Perrott, Rebecca	NZL	4:14.76				
5	231 Heddy, Kathy	USA	4:15.50				
6	223 Borgh, Brenda	USA	4:17.43				
7	136 Maas, Annelies	HOL	4:17.44				
8	104 Kahle, Sabine	GDR	4:20.42				

24.7		800 m nage libre Éliminatoires		800 m freestyle Heats		● 8:59.68 ■ 8:39.63					
1	234 Kramer, Nicole	USA	8:46.81 ●	1	115 Thumer, Petra	GDR	8:46.58 ●	1	220 Babashoff, Shirley	USA	8:47.74
2	56 Smith, Shannon	CAN	8:52.66	2	103 Jager, Regina	GDR	8:49.19	2	20 Turrall, Jenny	AUS	8:51.41
3	44 Geary, Lisa	CAN	8:56.49	3	246 Weinberg, Wendy	USA	8:49.78	3	14 Milgate, Rosemary	AUS	8:53.65
4	170 Calder, Allison	NZL	8:57.24	4	52 Quirk, Wendy	CAN	8:53.93	4	136 Maas, Annelies	HOL	8:57.38
5	30 Verbauwen, Carine	BEL	8:57.31	5	153 Pandini, Eleonora	ITA	9:12.47	5	21 Wickham, Tracey	AUS	9:01.93
6	149 Bortolotti, Laura	ITA	9:00.16	6	59 Perez, Fernanda	COL	9:36.10	6	70 Real, Antonia	ESP	9:07.24
7	199 Bulakul, Rachaniw	THA	np	7	32 Guimaraes, Maria E.	BRA	np	7	180 Hatler, Diana	PUR	9:43.51
Les huit premières se qualifient pour la finale				The first eight qualify for the final				8	217 Vlasova, Irina	URS	np

25.7		Finale		Final			
1	115 Thumer, Petra	GDR	8:37.14 ●■				
2	220 Babashoff, Shirley	USA	8:37.59				
3	246 Weinberg, Wendy	USA	8:42.60				
4	14 Milgate, Rosemary	AUS	8:47.21				
5	234 Kramer, Nicole	USA	8:47.33				
6	56 Smith, Shannon	CAN	8:48.15				
7	103 Jager, Regina	GDR	8:50.40				
8	20 Turrall, Jenny	AUS	8:52.88				

Ulrike Richter, de la République démocratique allemande, la virtuose de la nage sur le dos.

Ulrike Richter (GDR) is a virtuoso when it comes to the backstroke.



La joie est à son comble chez les membres de l'équipe canadienne du 100 m dos: Nancy Garapick a terminé en troisième place, suivie de Wendy Hogg et Cheryl Gibson.

Joy knows no bounds among Canada's women swimmers after the 100-m backstroke: Nancy Garapick finished third, followed by Wendy Hogg and Cheryl Gibson.



Ulrike Richter, Birgit Treiber et Nancy Garapick, les trois premières au 100 m et 200 m dos. Lors de la marche de la victoire du 200 m dos, les deux premières lèvent les bras de Nancy Garapick.

Ulrike Richter, Birgit Treiber, and Nancy Garapick, the top three swimmers in both the 100- and 200-m backstroke. During the victory parade, Richter and Treiber raise the Canadian's arm in triumph.



100 m dos  
200 m dos  
Femmes

Piscine olympique

100 m backstroke  
200 m backstroke  
Women

Olympic Pool

20.7		100 m dos Éliminatoires		100 m backstroke Heats		● 1:05.78 ■ 1:01.51					
1	245 Vandeweghe, Tauna	USA	1:05.00 ●	1	43 Garapick, Nancy	CAN	1:03.28 ●	1	116 Treiber, Birgit	GDR	1:04.34
2	214 Studennikova, Klavdia	URS	1:05.56	2	6 Devries, Michelle	AUS	1:06.22	2	233 Jezek, Linda	USA	1:04.69
3	45 Gibson, Cheryl	CAN	1:05.64	3	143 Verraszto, Gabriella	HUN	1:06.27	3	119 Bormann, Karin	GER	1:06.33
4	154 Ronceelli, Antonella	ITA	1:06.59	4	90 James, Amanda	GBR	1:07.28	4	236 Magee, Renee	USA	1:06.44
5	78 Testuz, Sylvie	FRA	1:07.62	5	120 Grieser, Angelika	GER	1:08.08	5	83 Beasley, Joy	GBR	1:06.66
6	256 Ruggieri, Paola	VEN	1:11.14	6	58 Cian, Liliana	COL	1:11.62	6	1 Bellotto, Claudia	ARG	1:10.27
				7	200 Changkasiri, Sansanee	THA	1:19.15	7	129 Lee, Ralphaelyne	HKG	1:14.66

1	113 Stille, Antje	GDR	1:04.34	1	112 Richter, Ulrike	GDR	1:03.61
2	131 Brigitha, Enith	HOL	1:04.98	2	46 Hogg, Wendy	CAN	1:04.31
3	213 Stavko, Nadejda	URS	1:05.39	3	133 Edeljijn, Diane	HOL	1:05.56
4	15 Robertson, Glenda	AUS	1:06.19	4	163 Nishigawa, Yoshimi	JPN	1:05.78
5	174 Rodahl, Monique	NZL	1:06.73	5	122 John, Heike	GER	1:06.20
6	161 Miura, Naoko	JPN	1:08.31	6	192 Lundberc, Gunilla	SWE	1:07.73
7	145 Sheehan, Dierdre	IRL	1:11.53	7	27 Michel, Pierrette	BEL	1:12.73

Les seize premières se qualifient pour la demi-finale

The first sixteen qualify for the semi-final

20.7		Demi-finale		Semi-final			
1	112 Richter, Ulrike	GDR	1:02.39 ●	1	43 Garapick, Nancy	CAN	1:03.75
2	116 Treiber, Birgit	GDR	1:04.21	2	113 Stille, Antje	GDR	1:03.94
3	45 Gibson, Cheryl	CAN	1:04.89	3	46 Hogg, Wendy	CAN	1:04.17
4	214 Studennikova, Klavdia	URS	1:05.73	4	131 Brigitha, Enith	HOL	1:05.21
5	233 Jezek, Linda	USA	1:06.01	5	213 Stavko, Nadejda	URS	1:05.23
6	6 Devries, Michelle	AUS	1:06.02	6	133 Edeljijn, Diane	HOL	1:05.58
7	245 Vandeweghe, Tauna	USA	1:06.29	7	122 John, Heike	GER	1:06.26
8	15 Robertson, Glenda	AUS	1:06.93	8	163 Nishigawa, Yoshimi	JPN	1:06.46

Les huit premières se qualifient pour la finale

The first eight qualify for the final

21.7		Finale	
1	112 Richter, Ulrike	GDR	1:01.83 ●
2	116 Treiber, Birgit	GDR	1:03.41
3	43 Garapick, Nancy	CAN	1:03.71
4	46 Hogg, Wendy	CAN	1:03.93
5	45 Gibson, Cheryl	CAN	1:05.16
6	213 Stavko, Nadejda	URS	1:05.19
7	113 Stille, Antje	GDR	1:05.30
8	133 Edeljijn, Diane	HOL	1:05.53

Final

25.7		200 m dos Éliminatoires		200 m backstroke Heats		● 2:19.19 ■ 2:12.47					
1	43 Garapick, Nancy	CAN	2:16.49 ●	1	113 Stille, Antje	GDR	2:18.07	1	112 Richter, Ulrike	GDR	2:17.58
2	46 Hogg, Wendy	CAN	2:17.30	2	45 Gibson, Cheryl	CAN	2:20.14	2	214 Studennikova, Klavdia	URS	2:18.47
3	174 Rodahl, Monique	NZL	2:19.22	3	242 Smith, Miriam	USA	2:22.05	3	228 Graham, Maryanne	USA	2:19.07
4	161 Miura, Naoko	JPN	2:22.28	4	154 Ronceelli, Antonella	ITA	2:24.45	4	133 Edeljijn, Diane	HOL	2:22.77
5	143 Verraszto, Gabriella	HUN	2:23.36	5	83 Beasley, Joy	GBR	2:25.14	5	122 John, Heike	GER	2:25.55
6	163 Nishigawa, Yoshimi	JPN	2:23.49	6	120 Grieser, Angelika	GER	2:25.38	6	97 Wilkinson, Kim	GBR	2:26.53
7	172 Hunter, Susan	NZL	2:26.21	7	119 Bormann, Karin	GER	2:26.72	7	66 Fontana, Silvia	ESP	2:31.37
8	200 Changkasiri, Sansanee	THA	2:48.56	8	58 Cian, Liliana	COL	2:37.06	8	256 Ruggieri, Paola	VEN	2:34.89

1	116 Treiber, Birgit	GDR	2:17.62
2	221 Belote, Melissa	USA	2:17.63
3	213 Stavko, Nadejda	URS	2:17.67
4	15 Robertson, Glenda	AUS	2:18.62
5	86 Davies, Sharron	GBR	2:24.94
6	6 Devries, Michelle	AUS	2:28.18
7	1 Bellotto, Claudia	ARG	2:32.60
8	192 Lundberc, Gunilla	SWE	np

Les huit premières se qualifient pour la finale

The first eight qualify for the final

25.7		Finale	
1	112 Richter, Ulrike	GDR	2:13.43 ●
2	116 Treiber, Birgit	GDR	2:14.97
3	43 Garapick, Nancy	CAN	2:15.60
4	213 Stavko, Nadejda	URS	2:16.28
5	221 Belote, Melissa	USA	2:17.27
6	113 Stille, Antje	GDR	2:17.55
7	214 Studennikova, Klavdia	URS	2:17.74
8	46 Hogg, Wendy	CAN	2:17.95

Final

Liubov Rusanova (Union soviétique), à droite, et Hannelore Anke (République démocratique allemande), ci-dessous, se livrent une chaude lutte au 100 m brasse.

Liubov Rusanova (URS) on the right and Hannelore Anke (GDR) below left provided thrilling battles in both the 100-and 200-m breaststroke.



La Britannique Margaret Kelly, qui avait participé à la finale du 100 m brasse, va tenter de faire encore mieux au 200 m.

Margaret Kelly of Great Britain, who took part in the 100-m breaststroke final, will attempt to do better in the 200-m event.

Remise des médailles, 200 m brasse, la seule épreuve qui devait échapper à la domination de la République démocratique allemande. Marina Koshevaia, médaillée or, félicite sa compatriote Liubov Rusanova. Les Russes ont remporté les trois premières places.

The 200-m breaststroke was the only race to escape the domination of the powerful women swimmers from the German Democratic Republic. Here the gold-medalist, Marina Koshevaia (URS), congratulates her country-woman, Liubov Rusanova, after a Soviet Union sweep of the first three places.







100 m brasse  
200 m brasse  
Femmes

Piscine olympique

100 m breaststroke  
200 m breaststroke  
Women

Olympic Pool

22.7		100 m brasse	100 m breaststroke		● 1:13.58			■ 1:11.93			
		Éliminatoires	Heats								
1	208 Koshevaia, Marina	URS	1:14.64	1	42 Corsiglia, Robin	CAN	1:14.14	1	211 Rusanova, Liubov	URS	1:14.14
2	73 Desusini, Annick	FRA	1:15.79	2	117 Askamp, Gabriele	GER	1:14.31	2	38 Borsholt, Lisa	CAN	1:15.05
3	127 Rehak, Dagmar	GER	1:15.95	3	178 Skolarczyk, Anna	POL	1:17.16	3	107 Linke, Karla	GDR	1:15.36
4	196 Roos, Ann-Sofi	SWE	1:18.61	3	187 Fredriksson, Anette	SWE	1:17.16	4	62 Deleuran, Karin	DEN	1:19.06
5	167 Camunas, Beatriz	MEX	1:20.46	5	159 Inaba, Kazuyo	JPN	1:17.20	5	24 Brisy, Veronique	BEL	1:19.56
6	162 Mori, Chiharu	JPN	np	6	177 Deano, Nancy	PHI	1:20.93	6	219 Ospitaletche, Elena	URU	1:21.44
				7	142 Sagi, Elvira	HUN	np				
1	204 Iurchenia, Marina	URS	1:14.81	1	98 Anke, Hannelore	GDR	1:11.11 ●■	1	108 Nitschke, Carola	GDR	1:13.36
2	241 Siering, Lauri	USA	1:15.41	2	93 Kelly, Margaret	GBR	1:14.23	2	137 Mazereeuw, Wyda	HOL	1:14.81
3	151 Corniani, Iris	ITA	1:17.21	3	36 Baker, Joann	CAN	1:15.55	3	91 Jarvis, Christine	GBR	1:14.94
4	238 Morey, Marcia	USA	1:17.30	4	157 Haruoka, Toshiiko	JPN	1:16.31	4	63 Nielsson, Susanne	DEN	1:15.43
5	85 Burnham, Helen	GBR	1:17.31	5	235 Laravie, Renee	USA	1:16.76	5	139 Van Der Linden, Maritzka	HOL	1:16.76
6	31 B. Teixeira, Cristina	BRA	1:17.94	6	29 Schoors, Ilse	BEL	1:18.63	6	3 Juncos, Rossana	ARG	1:21.53
7	253 Perez, Dacyl	VEN	1:21.39	7	181 Lopez, Angela	PUR	1:22.95	7	16 Smith, Allison	AUS	1:21.62

Les seize premières se qualifient pour la demi-finale

The first sixteen qualify for the semi-final

22.7		Demi-finale		Semi-final			
1	211 Rusanova, Liubov	URS	1:13.53	1	98 Anke, Hannelore	GDR	1:10.86 ●■
2	108 Nitschke, Carola	GDR	1:13.73	2	208 Koshevaia, Marina	URS	1:13.20
3	204 Iurchenia, Marina	URS	1:13.96	3	93 Kelly, Margaret	GBR	1:13.57
4	107 Linke, Karla	GDR	1:14.49	4	42 Corsiglia, Robin	CAN	1:14.56
5	117 Askamp, Gabriele	GER	1:14.50	5	241 Siering, Lauri	USA	1:14.84
6	91 Jarvis, Christine	GBR	1:14.59	6	137 Mazereeuw, Wyda	HOL	1:14.86
7	63 Nielsson, Susanne	DEN	1:15.38	7	36 Baker, Joann	CAN	1:15.20
8	73 Desusini, Annick	FRA	1:16.30	8	38 Borsholt, Lisa	CAN	1:15.41

Les huit premières se qualifient pour la finale

The first eight qualify for the final

24.7		Finale		Final	
1	<b>98 Anke, Hannelore</b>	GDR	<b>1:11.16</b>		
2	<b>211 Rusanova, Liubov</b>	URS	<b>1:13.04</b>		
3	<b>208 Koshevaia, Marina</b>	URS	<b>1:13.30</b>		
4	108 Nitschke, Carola	GDR	1:13.33		
5	117 Askamp, Gabriele	GER	1:14.15		
6	204 Iurchenia, Marina	URS	1:14.17		
7	93 Kelly, Margaret	GBR	1:14.20		
8	107 Linke, Karla	GDR	1:14.21		

21.7		200 m brasse	200 m breaststroke		● 2:41.71			■ 2:34.99			
		Éliminatoires	Heats								
1	208 Koshevaia, Marina	URS	2:35.14 ●	1	204 Iurchenia, Marina	URS	2:37.92	1	93 Kelly, Margaret	GBR	2:39.01
2	96 Rudd, Deborah	GBR	2:38.26	2	63 Nielsson, Susanne	DEN	2:41.09	2	36 Baker, Joann	CAN	2:39.27
3	238 Morey, Marcia	USA	2:41.85	3	196 Roos, Ann-Sofi	SWE	2:41.38	3	38 Borsholt, Lisa	CAN	2:39.94
4	31 B. Teixeira, Cristina	BRA	2:47.69	4	91 Jarvis, Christine	GBR	2:41.61	4	50 Mackay, Melanie	CAN	2:45.08
5	16 Smith, Allison	AUS	2:50.11	5	241 Siering, Lauri	USA	2:41.66	5	73 Desusini, Annick	FRA	2:45.63
6	167 Camunas, Beatriz	MEX	2:50.78	6	117 Askamp, Gabriele	GER	2:42.58	6	62 Deleuran, Karin	DEN	2:45.96
7	253 Perez, Dacyl	VEN	2:56.76	7	159 Inaba, Kazuyo	JPN	2:44.08	7	162 Mori, Chiharu	JPN	2:46.04
8	140 Kiss, Eva	HUN	np	8	4 Spohn, Patricia	ARG	2:59.51	8	219 Ospitaletche, Elena	URU	2:53.60
1	98 Anke, Hannelore	GDR	2:37.21	1	107 Linke, Karla	GDR	2:37.13				
2	211 Rusanova, Liubov	URS	2:37.45	2	108 Nitschke, Carola	GDR	2:39.06				
3	127 Rehak, Dagmar	GER	2:41.98	3	137 Mazereeuw, Wyda	HOL	2:39.59				
4	178 Skolarczyk, Anna	POL	2:42.05	4	157 Haruoka, Toshiiko	JPN	2:44.11				
5	11 Hudson, Judith	AUS	2:43.88	5	230 Hape, Janis	USA	2:45.57				
6	187 Fredriksson, Anette	SWE	2:45.31	6	24 Brisy, Veronique	BEL	2:47.55				
7	25 Crabbe, Colette	BEL	2:47.16	7	177 Deano, Nancy	PHI	2:53.08				
8	181 Lopez, Angela	PUR	2:52.71								

Les huit premières se qualifient pour la finale

The first eight qualify for the final

21.7		Finale		Final	
1	<b>208 Koshevaia, Marina</b>	URS	<b>2:33.35 ●■</b>		
2	<b>204 Iurchenia, Marina</b>	URS	<b>2:36.08</b>		
3	<b>211 Rusanova, Liubov</b>	URS	<b>2:36.22</b>		
4	98 Anke, Hannelore	GDR	2:36.49		
5	107 Linke, Karla	GDR	2:36.97		
6	108 Nitschke, Carola	GDR	2:38.27		
7	93 Kelly, Margaret	GBR	2:38.37		
8	96 Rudd, Deborah	GBR	2:39.01		



Kornelia Ender, de la République démocratique allemande, espérait en vain parvenir la première à nager le 100 m papillon en moins d'une minute. Elle améliorera cependant le record olympique de plus de deux secondes.

Kornelia Ender (GDR) failed in her desire to be the first woman to swim the 100-m butterfly in less than one minute. She nevertheless lowered the Olympic record by more than 2 seconds.



100 m papillon  
Femmes

Piscine olympique

100 m butterfly  
Women

Olympic Pool

21.7		Éliminatoires		Heats		● 1:03.34 ■ 1:00.13								
1	37	Boivin, Hélène	CAN	1:02.67 ●	1	222	Boglioli, Wendy	USA	1:01.841	1	99	Ender, Kornelia	GDR	1:02.45
2	227	Fonoimoana, Lelei	USA	1:02.75	2	158	Hatsuda, Yasue	JPN	1:03.32	2	60	Paris, Maria M.	CRC	1:03.67
3	92	Jenner, Susan	GBR	1:04.19	3	81	Atkinson, Joanne	GBR	1:04.70	3	9	Hanel, Linda	AUS	1:03.78
4	175	Rowe, Lynne	NZL	1:04.23	4	26	Grimard, Chantal	BEL	1:06.10	4	18	Stove, Nira	AUS	1:04.78
5	80	Alexander, Jane	GBR	1:06.33	5	155	Schiavo, Donatella	ITA	1:06.15	5	138	Ran, Ineke	HOL	1:05.63
6	146	Thorunn, Alfreds Dottir	ISL	1:09.63	6	68	Majo, Montse	ESP	1:06.79	6	3	Juncos, Rossana	ARG	1:06.76
					7	144	Hopkins, Miriam	IRL	np	7	148	Cramer, Shelley	ISV	1:08.55
1	52	Quirk, Wendy	CAN	1:01.93	1	100	Gabriel, Rosemarie	GDR	1:02.34	1	109	Pollack, Andrea	GDR	1:01.43 ●
2	249	Wright, Camille	USA	1:02.22	2	212	Shelofastova, Tamara	URS	1:02.40	2	54	Sloan, Susan	CAN	1:03.12
3	186	Andersson, Gunilla	SWE	1:04.48	3	156	Banno, Kuniko	JPN	1:03.66	3	118	Beckmann, Gudrun	GER	1:04.36
4	121	Jasch, Beate	GER	1:04.82	4	210	Popova, Natalia	URS	1:05.22	4	17	Smith, Lyle	AUS	1:04.71
5	252	Hung, Maria	VEN	1:07.37	5	132	Damen, Jose	HOL	1:06.09	5	33	Nadalutti, Flavia	BRA	1:06.29
6	200	Changkasiri, Sansanee	THA	1:10.97	6	251	Huen, Marianela	VEN	1:07.17	6	34	P. Ribeiro, Rosemary	BRA	1:06.50
7	207	Kobzova, Liubov	URS	np	7	58	Cian, Liliana	COL	1:09.91	7	182	Mock, Maria	PUR	1:06.52
				Les seize premières se qualifient pour la demi-finale					The first sixteen qualify for the semi-final					
21.7		Demi-finale		Semi-final										
1	222	Boglioli, Wendy	USA	1:01.75	1	99	Ender, Kornelia	GDR	1:01.03 ●					
2	249	Wright, Camille	USA	1:01.89	2	109	Pollack, Andrea	GDR	1:01.39					
3	212	Shelofastova, Tamara	URS	1:02.40	3	52	Quirk, Wendy	CAN	1:01.54					
4	37	Boivin, Hélène	CAN	1:02.90	4	100	Gabriel, Rosemarie	GDR	1:01.93					
5	54	Sloan, Susan	CAN	1:02.91	5	227	Fonoimoana, Lelei	USA	1:02.23					
6	9	Hanel, Linda	AUS	1:03.30	6	60	Paris, Maria M.	CRC	1:03.27					
7	175	Rowe, Lynne	NZL	1:04.06	7	158	Hatsuda, Yasue	JPN	1:03.33					
8	156	Banno, Kuniko	JPN	1:04.21	8	92	Jenner, Susan	GBR	1:04.06					
				Les huit premières se qualifient pour la finale					The first eight qualify for the final					
22.7		Finale		Final										
1	99	Ender, Kornelia	GDR	1:00.13 ● □										
2	109	Pollack, Andrea	GDR	1:00.98										
3	222	Boglioli, Wendy	USA	1:01.17										
4	249	Wright, Camille	USA	1:01.41										
5	100	Gabriel, Rosemarie	GDR	1:01.56										
6	52	Quirk, Wendy	CAN	1:01.75										
7	227	Fonoimoana, Lelei	USA	1:01.95										
8	212	Shelofastova, Tamara	URS	1:02.74										




Andrea Pollack (République démocratique allemande), après avoir raté la première place au 100 m papillon, se reprendra au 200 m.

Andrea Pollack (GDR) regained first place in the 200-m butterfly after having lost it in the 100-m event.

Remise des médailles, 400 m quatre nages. Or, Ulrike Tauber (République démocratique allemande); argent, Cheryl Gibson (Canada); bronze, Becky Smith (Canada).

Medal ceremony, 400-m individual medley: gold, Ulrike Tauber (GDR); silver, Cheryl Gibson (CAN); bronze, Becky Smith (CAN).





200 m papillon  
400 m quatre nages  
Femmes

Piscine olympique

200 m butterfly  
400 m individual medley  
Women

Olympic Pool

19.7		200 m papillon Éliminatoires		200 m butterfly Heats		● 2:15.57 ■ 2:11.22					
1	244 Thornton, Karen	USA	2:14.53 ●	1	212 Shelofastova, Tamara	URS	2:14.39 ●	1	109 Pollack, Andrea	GDR	2:11.56 ●
2	55 Smith, Becky	CAN	2:15.79	2	247 Wennerstrom, Donnalee	USA	2:15.56	2	210 Popova, Natalia	URS	2:14.65
3	11 Hudson, Judith	AUS	2:18.12	3	9 Hanel, Linda	AUS	2:17.66	3	175 Rowe, Lynne	NZL	2:17.89
4	186 Andersson, Gunilla	SWE	2:22.04	4	121 Jasch, Beate	GER	2:19.19	4	158 Hatsuda, Yasue	JPN	2:18.03
5	182 Mock, Maria	PUR	2:23.71	5	81 Atkinson, Joanne	GBR	2:21.23	5	79 Adams, Anne	GBR	2:22.62
6	34 P. Ribeiro, Rosemary	BRA	2:23.79	6	144 Hopkins, Miriam	IRL	2:24.96	6	26 Grimard, Chantal	BEL	2:26.04
				7	146 Thorunn, Alfreds Dottir	ISL	2:29.22	7	200 Changkasiri, Sansanee	THA	np
1	114 Tauber, Ulrike	GDR	2:13.50	1	100 Gabriel, Rosemarie	GDR	2:12.93				
2	52 Quirk, Wendy	CAN	2:14.30	2	249 Wright, Camille	USA	2:14.77				
3	45 Gibson, Cheryl	CAN	2:14.65	3	7 Ford, Michelle	AUS	2:18.24				
4	155 Schiavo, Donatella	ITA	2:21.88	4	156 Banno, Kuniko	JPN	2:21.68				
5	60 Paris, Maria M.	CRC	2:23.52	5	132 Damen, Jose	HOL	2:21.73				
6	252 Hung, Maria	VEN	2:23.64	6	3 Juncos, Rossana	ARG	2:28.81				
7	80 Alexander, Jane	GBR	2:26.61	7	33 Nadalutti, Flavia	BRA	np				
			Les huit premières se qualifient pour la finale				The first eight qualify for the final				

19.7		Finale		Final					
1	109 Pollack, Andrea	GDR	2:11.41 ●						
2	114 Tauber, Ulrike	GDR	2:12.50						
3	100 Gabriel, Rosemarie	GDR	2:12.86						
4	244 Thornton, Karen	USA	2:12.90						
5	52 Quirk, Wendy	CAN	2:13.68						
6	45 Gibson, Cheryl	CAN	2:13.91						
7	212 Shelofastova, Tamara	URS	2:14.26						
8	210 Popova, Natalia	URS	2:14.50						

24.7		400 m quatre nages Éliminatoires		400 m individual medley Heats		● 5:02.97 ■ 4:48.79					
1	55 Smith, Becky	CAN	4:52.90 ●	1	247 Wennerstrom, Donnalee	USA	4:55.16	1	114 Tauber, Ulrike	GDR	4:51.24 ●
2	11 Hudson, Judith	AUS	5:00.25	2	104 Kahle, Sabine	GDR	4:56.85	2	45 Gibson, Cheryl	CAN	4:55.30
3	79 Adams, Anne	GBR	5:09.60	3	175 Rowe, Lynne	NZL	5:09.21	3	174 Rodahl, Monique	NZL	4:58.47
4	84 Bradshaw, Ann	GBR	5:10.82	4	210 Popova, Natalia	URS	5:15.75	4	95 Richardson, Susan	GBR	5:06.39
5	16 Smith, Allison	AUS	5:17.51	5	220 Babashoff, Shirley	USA	np	5	229 Haney, Jeanne	USA	5:10.53
6	177 Deano, Nancy	PHI	5:34.89					6	27 Michel, Pierrette	BEL	5:15.86
1	116 Treiber, Birgit	GDR	4:57.39								
2	36 Baker, Joann	CAN	4:58.86								
3	172 Hunter, Susan	NZL	5:03.82								
4	25 Crabbe, Colette	BEL	5:06.87								
5	200 Changkasiri, Sansanee	THA	np								
5	143 Verraszto, Gabriella	HUN	np								
5	63 Nielsson, Susanne	DEN	np								
			Les huit premières se qualifient pour la finale				The first eight qualify for the final				

24.7		Finale		Final					
1	114 Tauber, Ulrike	GDR	4:42.77 ●■						
2	45 Gibson, Cheryl	CAN	4:48.10						
3	55 Smith, Becky	CAN	4:50.48						
4	116 Treiber, Birgit	GDR	4:52.40						
5	104 Kahle, Sabine	GDR	4:53.50						
6	247 Wennerstrom, Donnalee	USA	4:55.34						
7	36 Baker, Joann	CAN	5:00.19						
8	174 Rodahl, Monique	NZL	5:00.21						



**4x100 m relais nage libre Femmes**

Piscine olympique

**4x100 m freestyle relay Women**

Olympic Pool

25.7		Éliminatoires	Heats	● 3:55.19 ■ 3:48.80		
1	243 Sterkel, Jill 222 Boglioli, Wendy 232 Hooker, Jennifer 240 Peyton, Kim	USA	3:50.27 ●	1	99 Ender, Kornelia 110 Priemer, Petra 109 Pollack, Andrea 102 Hempel, Claudia	GDR 3:48.95 ●
2	138 Ran, Ineke 134 Faber, Linda 136 Maas, Annelies 131 Brigitha, Enith	HOL	3:53.40	2	35 Amundrud, Gail 40 Clark, Barbara 41 Clarke, Debbie 47 Jardin, Anne	CAN 3:49.69
3	77 Schertz, Chantal 75 Le Noach, Sylvie 72 Carpentier, Caroline 71 Berger, Guylaine	FRA	3:56.89	3	207 Kobzova, Liubov 217 Vlasova, Irina 206 Kliuchnikova, Marina 215 Tsareva, Larisa	URS 3:53.67
4	193 Martensson, Pia 195 Persson, Ylva 192 Lundberg, Gunilla 188 Hansson, Ida	SWE	3:57.48	4	19 Tate, Jenny 10 Harvey, Lesleigh 21 Wickham, Tracey 13 Leguier, Drue	AUS 3:58.87
5	128 Weber, Jutta 118 Beckmann, Gudrun 124 Nissen, Regina 126 Platten, Marion	GER	3:58.09	5	89 Hill, Deborah 84 Bradshaw, Ann 87 Edmondson, Susan 88 Gray, Elaine	GBR 4:00.97
6	28 Richard, Anne 30 Verbauwen, Carine 26 Grimard, Chantal 23 Boekhout, Geert	BEL	4:00.35	6	2 Coppo, Susana 4 Spohn, Patricia 1 Bellotto, Claudia 3 Juncos, Rossana	ARG 4:14.57
7	257 Vazquez, Vania 255 Poleo, Ivis 251 Huen, Marianela 254 Perez, Maria	VEN	4:12.81	7	180 Hatler, Diana 181 Lopez, Angela 182 Mock, Maria 179 Fayer, Jane	PUR 4:18.40
		Les huit premières équipes se qualifient pour la finale	The first eight teams qualify for the final			

25.7		Finale	Final			
1	240 Peyton, Kim 222 Boglioli, Wendy 223 Sterkel, Jill 220 Babashoff, Shirley	USA	3:44.82 ● ■	5	207 Kobzova, Liubov 217 Vlasova, Irina 206 Kliuchnikova, Marina 215 Tsareva, Larisa	URS 3:52.69
2	99 Ender, Kornelia 110 Priemer, Petra 109 Pollack, Andrea 102 Hempel, Claudia	GDR	3:45.50	6	71 Berger, Guylaine 75 Le Noach, Sylvie 72 Carpentier, Caroline 77 Schertz, Chantal	FRA 3:56.73
3	35 Amundrud, Gail 40 Clark, Barbara 55 Smith, Becky 47 Jardin, Anne	CAN	3:48.81	7	193 Martensson, Pia 195 Persson, Ylva 194 Olsson, Diana 188 Hansson, Ida	SWE 3:57.25
4	138 Ran, Ineke 134 Faber, Linda 136 Maas, Annelies 131 Brigitha, Enith	HOL	3:51.67	8	128 Weber, Jutta 126 Platten, Marion 124 Nissen, Regina 121 Jasch, Beate	GER 3:58.33

Au 4x100 m nage libre par équipe, les Américains ont profité de cette dernière occasion pour remporter leur unique médaille d'or aux Jeux de Montréal.

In the women's 4x100-m freestyle relay, the Americans succeeded in their last opportunity to win a gold medal in Montréal.





**4x100 m relais  
quatre nages  
Femmes**

Piscine olympique

**4x100 m medley  
relay  
Women**

Olympic Pool


18.7		Éliminatoires		Heats		● 4:20.75 ■ 4:13.41					
1	233 Jezek, Linda 241 Siering, Lauri 227 Fonoimoana, Lelei 222 Boglioli, Wendy	USA	4:20.87	1	46 Hogg, Wendy 42 Corsiglia, Robin 54 Sloan, Susan 41 Clarke, Debbie	CAN	4:20.10 ●	1	116 Treiber, Birgit 108 Nitschke, Carola 100 Gabriel, Rosemarie 109 Pollack, Andrea	GDR	4:13.98 ●
2	6 Devries, Michelle 11 Hudson, Judith 9 Hanel, Linda 19 Tate, Jenny	AUS	4:26.07	2	133 Edelijn, Diane 137 Mazereeuw, Wyda 138 Ran, Ineke 131 Brigitha, Enith	HOL	4:22.49	2	213 Stavko, Nadejda 204 Iurchenia, Marina 212 Shelofastova, Tamara 215 Tsareva, Larisa	URS	4:18.73
3	66 Fontana, Silvia 65 Estiarte, Rosa 64 Camps, Magda 68 Majo, Montse	ESP	4:38.42	3	83 Beasley, Joy 93 Kelly, Margaret 92 Jenner, Susan 89 Hill, Deborah	GBR	4:23.91	3	163 Nishigawa, Yoshimi 157 Haruoka, Toshiko 158 Hatsuda, Yasue 165 Yamazaki, Sachiko	JPN	4:25.81
4	180 Hatler, Diana 181 Lopez, Angela 182 Mock, Maria 179 Fayer, Jane	PUR	4:49.45	4	78 Testuz, Sylvie 73 Desusini, Annick 74 Duconge, Pascale 71 Berger, Guylaine	FRA	4:26.48	4	192 Lundberg, Gunilla 187 Fredriksson, Anette 186 Andersson, Gunilla 195 Persson, Ylva	SWE	4:29.46
5	120 Grieser, Angelika 127 Rehak, Dagmar 118 Beckmann, Gudrun 126 Platten, Marion	GER	dq	5	30 Verbauwen, Carine 29 Schoors, Ilse 26 Grimard, Chantal 28 Richard, Anne	BEL	4:30.78	5	154 Roncecelli, Antonella 151 Corniani, Iris 155 Schiavo, Donatella 152 Dessy, Elisabetta	ITA	4:31.20
				6	256 Ruggieri, Paola 253 Perez, Dacyl 251 Huen, Marianela 257 Vazquez, Vania	VEN	4:43.78	6	1 Bellotto, Claudia 4 Spohn, Patricia 3 Juncos, Rossana 2 Coppo, Susana	ARG	4:41.82
		Les huit premières équipes se qualifient pour la finale		The first eight teams qualify for the final							

18.7		Finale		Final			
1	112 Richter, Ulrike 98 Anke, Hannelore 109 Pollack, Andrea 99 Ender, Kornelia	GDR	4:07.95 ● ■	5	133 Edelijn, Diane 137 Mazereeuw, Wyda 132 Damen, Jose	HOL	4:19.93
2	233 Jezek, Linda 241 Siering, Lauri 249 Wright, Camille 220 Babashoff, Shirley	USA	4:14.55	6	131 Brigitha, Enith 83 Beasley, Joy 93 Kelly, Margaret 92 Jenner, Susan	GBR	4:23.25
3	46 Hogg, Wendy 42 Corsiglia, Robin 54 Sloan, Susan 47 Jardin, Anne	CAN	4:15.22	7	89 Hill, Deborah 163 Nishigawa, Yoshimi 157 Haruoka, Toshiko 158 Hatsuda, Yasue	JPN	4:23.47
4	213 Stavko, Nadejda 204 Iurchenia, Marina 212 Shelofastova, Tamara 215 Tsareva, Larisa	URS	4:16.05	8	165 Yamazaki, Sachiko 6 Devries, Michelle 11 Hudson, Judith 9 Hanel, Linda 19 Tate, Jenny	AUS	4:25.91

Comme prévu, les équipes de la République démocratique allemande, des États-Unis et du Canada, parties favorites, prennent les trois premières places au 4x100 m relais quatre nages.

As expected, the favored women's teams from the German Democratic Republic, the USA, and Canada, took the first three places in the 4x100-m medley relay.





Les huit nageurs les plus rapides du monde se concentrent quelques secondes avant le départ du 100 m nage libre.

The eight fastest swimmers in the world deep in concentration seconds before the start of the 100-m freestyle.





100 m nage libre  
Hommes

100 m freestyle  
Men

Piscine olympique

Olympic Pool

24.7 Éliminatoires				Heats				● 51.22 ■ 50.59						
1	370	Bogdanov, Andrey	URS	53.23	1	258	Guarducci, Marcello	ITA	51.57	1	177	Steinbach, Klaus	GER	51.47
2	43	Gheorghiev, Stefan	BUL	53.85	2	69	Pickell, Stephen	CAN	52.65	2	405	Babashoff, Jack	USA	51.53
3	150	Pyttel, Roger	GDR	53.93	3	140	Smith, Martin	GBR	53.17	3	95	Delgado Jr, Jorge	ECU	53.91
4	157	Braunleder, Dirk	GER	54.04	4	111	Ecuyer, René	FRA	53.20	4	18	Rogers, Neil	AUS	53.96
5	100	Comas, Jordi	ESP	54.05	5	442	Volcan, Ramon	VEN	53.53	5	38	M. Jouanneau, Paul H.	BRA	54.49
6	184	Crocker, Mark	HKG	54.14	6	83	Levy, Helmuth	COL	54.60	6	302	Knoepffler, Campari	NCA	58.48
7	268	Higuchi, Kozo	JPN	54.67	7	225	Sumono, Kris	INA	55.50	7	441	Vera, Gerardo	VEN	np
1	371	Bure, Vladimir	URS	51.81	1	407	Bottom, Joe	USA	51.47	1	427	Montgomery, Jim	USA	52.13
2	384	Krylov, Andrey	URS	52.02	2	172	Nocke, Peter	GER	51.59	2	118	Rousseau, Michel	FRA	52.43
3	63	MacDonald, Gary	CAN	52.91	3	73	Robertson, Bruce	CAN	53.37	3	262	Pangaro, Roberto	ITA	53.05
4	361	Rasmuson, Svante	SWE	53.20	4	3	Coughlan, Peter	AUS	53.49	4	123	Burns, Kevin	GBR	53.23
5	17	Patching, Glen	AUS	53.29	5	358	Larsson, Dan	SWE	53.81	5	309	Warncke, Fritz	NOR	53.55
6	319	Rosario, Gerardo	PHI	56.00	6	316	Versari, Gianni	PAN	54.11	6	328	Canales, Fernando	PUR	55.31
Les seize premiers se qualifient pour la demi-finale				The first sixteen qualify for the semi-final										

24.7 Barrage				Swim-off				
1	370	Bogdanov, Andrey	URS	52.82				
2	123	Burns, Kevin	GBR	53.11				
Les seizième et dix-septième rangs ont été déterminés à la suite d'un barrage				The sixteenth and seventeenth ranks were determined by a swim-off				

24.7 Demi-finale				Semi-final						
1	427	Montgomery, Jim	USA	50.39	● ■	1	405	Babashoff, Jack	USA	51.46
2	258	Guarducci, Marcello	ITA	51.35	2	172	Nocke, Peter	GER	51.83	
3	177	Steinbach, Klaus	GER	51.62	3	407	Bottom, Joe	USA	51.92	
4	371	Bure, Vladimir	URS	51.93	4	384	Krylov, Andrey	URS	52.32	
5	262	Pangaro, Roberto	ITA	52.68	5	118	Rousseau, Michel	FRA	52.36	
6	69	Pickell, Stephen	CAN	52.89	6	63	MacDonald, Gary	CAN	52.96	
7	111	Ecuyer, René	FRA	52.92	7	140	Smith, Martin	GBR	53.11	
8	370	Bogdanov, Andrey	URS	53.05	8	361	Rasmuson, Svante	SWE	53.34	
Les huit premiers se qualifient pour la finale				The first eight qualify for the final						

25.7 Finale				Final					
1	427	Montgomery, Jim	USA	49.99	● ■				
2	405	Babashoff, Jack	USA	50.81					
3	172	Nocke, Peter	GER	51.31					
4	177	Steinbach, Klaus	GER	51.68					
5	258	Guarducci, Marcello	ITA	51.70					
6	407	Bottom, Joe	USA	51.79					
7	371	Bure, Vladimir	URS	52.03					
8	384	Krylov, Andrey	URS	52.15					



L'Américain John Naber, spécialiste de la nage sur le dos, contribuera aussi au succès des siens en nage libre. On le voit ici en finale du 200 m nage libre. Il terminera deuxième.

John Naber (USA), despite being a backstroke specialist, also contributed to the success of his team in freestyle. Here, we see him in the 200-m freestyle final, where he finished second.



L'Américain Brian Goodell, qui file à une vitesse étonnante, établira un record olympique et mondial au 400 m nage libre.

The American Brian Goodell flashes through the water on the way to a world and Olympic record in the 400-m freestyle.



200 m nage libre  
400 m nage libre  
Hommes

Piscine olympique

200 m freestyle  
400 m freestyle  
Men

Olympic Pool

19.7		200 m nage libre		200 m freestyle		● 1:52.78								
		Éliminatoires		Heats		■ 1:50.32								
1	380	Kopliakov, Sergey	URS	1:53.44	1	370	Bogdanov, Andrey	URS	1:52.71 ●	1	177	Steinbach, Klaus	GER	1:51.41 ●
2	198	Van Der Kuil, Rene	HOL	1:55.59	2	121	Brinkley, Brian	GBR	1:53.07	2	258	Guarducci, Marcello	ITA	1:53.72
3	356	Gingsjo, Bengt	SWE	1:56.31	3	106	Lopez-Zubero, David	ESP	1:54.88	3	262	Pangaro, Roberto	ITA	1:55.30
4	309	Warncke, Fritz	NOR	1:57.59	4	182	Karponzis, George	GRE	1:59.25	4	168	Lampe, Werner	GER	1:56.01
5	274	Yanagidate, Tsuyoshi	JPN	1:58.04	5	292	Perez, Eduardo	MEX	1:59.53	5	227	Williamson, Kevin	IRL	2:00.08
6	439	Goicoechea, Luis	VEN	1:59.68	6	81	Becerra, Tomas	COL	2:00.72	6	41	Ganev, Nikolai	BUL	2:00.54
7	225	Sumono, Kris	INA	2:01.12	7	335	Chao, William	ROC	np	7	303	Richardson, Frank	NCA	2:12.33
1	384	Krylov, Andrey	URS	1:51.42	1	172	Nocke, Peter	GER	1:52.16	1	427	Montgomery, Jim	USA	1:51.77
2	25	Windeatt, Graham	AUS	1:54.35	2	126	Downie, Gordon	GBR	1:52.47	2	75	Sawchuk, Bill	CAN	1:54.07
3	60	Hett, James	CAN	1:55.58	3	48	Badger, Stephen	CAN	1:53.86	3	152	Strohbach, Rainer	GDR	1:55.25
4	364	Gharbi, Ali	TUN	1:55.82	4	191	In Het Veld, Andre	HOL	1:57.60	4	264	Revelli, Paolo	ITA	1:57.25
5	243	Newkirk, Steven	ISV	1:59.95	5	312	McConnochie, John	NZL	1:57.77	5	31	Knowles, Andrew	BAH	2:00.18
6	325	Gomes, Pereira, Jose	POR	2:03.03	6	184	Crocker, Mark	HKG	2:00.81	6	147	Loscher, Lutz	GDR	2:01.00
7	313	Naylor, Brett	NZL	np	7	324	Frischknecht, Paulo	POR	2:02.65	7	316	Versari, Gianni	PAN	2:02.25
									8	304	Ebito, John	NGR	np	
1	429	Naber, John	USA	1:52.78	1	414	Furniss, Bruce	USA	1:50.93 ●					
2	95	Delgado Jr, Jorge	ECU	1:54.23	2	10	Kerry, Mark	AUS	1:54.86					
3	149	Pfutz, Frank	GDR	1:55.57	3	4	Dawson, Peter	AUS	1:55.16					
4	134	McClatchey, Alan	GBR	1:55.84	4	360	Pettersson, Peter	SWE	1:56.51					
5	353	Bellbring, Anders	SWE	1:57.20	5	285	Garcia, Guillermo	MEX	1:58.20					
6	329	Canales, Francisco	PUR	1:59.62	6	240	Sigurdur, Olafsson	ISL	2:01.18					
7	42	Gheorghiev, Petar	BUL	2:00.70	7	319	Rosario, Gerardo	PHI	2:02.81					
8	301	Novaretti, Patrick	MON	2:04.29	8	441	Vera, Gerardo	VEN	np					
Les huit premiers se qualifient pour la finale							The first eight qualify for the final							

19.7		Finale		Final		
1	414	Furniss, Bruce	USA	1:50.29 ●■		
2	429	Naber, John	USA	1:50.50		
3	427	Montgomery, Jim	USA	1:50.58		
4	384	Krylov, Andrey	URS	1:50.73		
5	177	Steinbach, Klaus	GER	1:51.09		
6	172	Nocke, Peter	GER	1:51.71		
7	126	Downie, Gordon	GBR	1:52.78		
8	370	Bogdanov, Andrey	URS	1:53.33		

22.7		400 m nage libre		400 m freestyle		● 4:00.27								
		Éliminatoires		Heats		■ 3:53.08								
1	108	Andraca, Pierre	FRA	4:00.34	1	37	G. Madruga, Djan	BRA	3:59.62 ●	1	396	Raskatov, Vladimir	URS	3:57.56 ●
2	313	Naylor, Brett	NZL	4:00.38	2	149	Pfutz, Frank	GDR	4:04.66	2	75	Sawchuk, Bill	CAN	4:02.18
3	152	Strohbach, Rainer	GDR	4:02.24	3	46	Alexander, Tom	CAN	4:05.63	3	215	Koczka, Istvan	HUN	4:03.75
4	180	Wenz, Stefan	GER	4:06.25	4	357	Johnsson, Bengt	SWE	4:07.28	4	360	Pettersson, Peter	SWE	4:04.15
5	227	Williamson, Kevin	IRL	4:09.60	5	457	Petric, Borut	YUG	4:07.54	5	25	Windeatt, Graham	AUS	4:04.31
6	240	Sigurdur, Olafsson	ISL	4:18.11	6	147	Loscher, Lutz	GDR	4:12.88	6	303	Richardson, Frank	NCA	4:40.76
7	285	Garcia, Guillermo	MEX	np	7	225	Sumono, Kris	INA	4:17.48					
1	7	Holland, Stephen	AUS	3:58.39	1	389	Mikheev, Vladimir	URS	4:00.20	1	432	Shaw, Tim	USA	3:56.40 ●
2	48	Badger, Stephen	CAN	4:00.14	2	410	Converse, Casey	USA	4:00.65	2	224	Wladar, Zoltan	HUN	4:00.55
3	189	Elzerman, Henk	HOL	4:02.16	3	134	McClatchey, Alan	GBR	4:02.09	3	126	Downie, Gordon	GBR	4:01.00
4	398	Salnikov, Vladimir	URS	4:02.79	4	168	Lampe, Werner	GER	4:03.04	4	356	Gingsjo, Bengt	SWE	4:04.68
5	182	Karponzis, George	GRE	4:12.41	5	305	Borgstroem, Arne	NOR	4:03.49	5	34	Van Steenberge, Johan	BEL	4:08.28
6	175	Schmidt, Andreas	GER	4:14.36	6	351	Waldmann, Gerhard	SUI	4:09.54	6	329	Canales, Francisco	PUR	4:15.78
7	326	Pinto de Abrev, Rui	POR	4:28.43	7	318	Borja, Edwin	PHI	4:18.97	7	121	Brinkley, Brian	GBR	np
									7	364	Gharbi, Ali	TUN	np	
1	416	Goodell, Brian	USA	3:55.24 ●										
2	218	Nagy, Sandor	HUN	4:00.02										
3	12	Metzker, Max	AUS	4:00.82										
4	198	Van Der Kuil, Rene	HOL	4:03.14										
5	106	Lopez-Zubero, David	ESP	4:03.73										
6	31	Knowles, Andrew	BAH	4:10.78										
7	81	Becerra, Tomas	COL	4:14.73										
8	301	Novaretti, Patrick	MON	4:20.62										
Les huit premiers se qualifient pour la finale							The first eight qualify for the final							

22.7		Finale		Final		
1	416	Goodell, Brian	USA	3:51.93 ●■		
2	432	Shaw, Tim	USA	3:52.54		
3	396	Raskatov, Vladimir	URS	3:55.76		
4	37	G. Madruga, Djan	BRA	3:57.18		
5	7	Holland, Stephen	AUS	3:57.59		
6	218	Nagy, Sandor	HUN	3:57.81		
7	389	Mikheev, Vladimir	URS	4:00.79		
8	48	Badger, Stephen	CAN	4:02.83		




L'Américain Brian Goodell, s'il n'est pas parvenu à nager le 1 500 m en moins de 15 minutes, a quand même établi un record mondial et olympique.

Even though the American Brian Goodell was unable to swim the 1,500-metre race in less than 15 minutes, he still established Olympic and world records.

John Naber (États-Unis) avant la finale du 200 m dos. Prendra-t-il encore la première place comme au 100 m?

Before the 200-m backstroke final, everyone was wondering whether John Naber (USA) would repeat his 100-m first-place finish.





1500 m nage libre  
100 m dos  
Hommes

Piscine olympique

1500 m freestyle  
100 m backstroke  
Men

Olympic Pool

19.7		1500 m nage libre		1500 m freestyle		● 15:52.58					
		Éliminatoires		Heats		■ 15:06.66					
1	224 Wladar, Zoltan	HUN	15:37.61	1	421 Hartloff, Paul	USA	15:20.74 ●	1	418 Hackett, Bobby	USA	15:25.49
2	398 Salnikov, Vladimir	URS	15:39.04	2	37 G. Madruga, Djan	BRA	15:36.95	2	15 Nash, Paul	AUS	15:46.51
3	138 Parker, David	GBR	15:46.60	3	386 Kushpelev, Igor	URS	15:43.88	3	66 Midgley, Paul	CAN	15:49.78
4	457 Petric, Borut	YUG	16:03.92	4	142 Sparkes, Paul	GBR	15:59.04	4	215 Koczka, Istvan	HUN	16:05.54
5	34 Van Steenberge, Johan	BEL	16:14.13	5	180 Wenz, Stefan	GER	16:08.20	5	227 Williamson, Kevin	IRL	16:54.11
6	182 Karponzis, George	GRE	16:53.92	6	225 Sumono, Kris	INA	17:09.17	6	31 Knowles, Andrew	BAH	np
7	240 Sigurdur, Olafsson	ISL	17:25.10	7	335 Chao, William	ROC	np	6	263 Quadri, Giorgio	ITA	np
1	7 Holland, Stephen	AUS	15:25.93	1	416 Goodell, Brian	USA	15:34.11				
2	395 Parinov, Valentin	URS	15:41.13	2	12 Metzker, Max	AUS	15:36.14				
3	189 Elzerman, Henk	HOL	15:51.08	3	218 Nagy, Sandor	HUN	15:48.41				
4	61 Ker, Michael	CAN	15:58.07	4	313 Naylor, Brett	NZL	15:52.68				
5	351 Waldmann, Gerhard	SUI	16:06.41	5	314 Treffers, Mark	NZL	15:56.11				
6	322 Botelho Melo, Antonio	POR	17:24.31	6	98 Bas, Jose	ESP	16:28.59				
7	248 Bracaglia, Fabio	ITA	np	7	318 Borja, Edwin	PHI	17:05.75				
				8	297 Vargas, Fernando	MEX	np				

Les huit premiers se qualifient pour la finale

The first eight qualify for the final

20.7		Finale		Final	
1	416 Goodell, Brian	USA	15:02.40 ● ■		
2	418 Hackett, Bobby	USA	15:03.91		
3	7 Holland, Stephen	AUS	15:04.66		
4	37 G. Madruga, Djan	BRA	15:19.84		
5	398 Salnikov, Vladimir	URS	15:29.45		
6	12 Metzker, Max	AUS	15:31.53		
7	421 Hartloff, Paul	USA	15:32.08		
8	224 Wladar, Zoltan	HUN	15:45.97		

18.7		100 m dos		100 m backstroke		● 56.58					
		Éliminatoires		Heats		■ 56.30					
1	154 Wanja, Lutz	GDR	58.38	1	327 Berrocal, Carlos	PUR	58.71	1	423 Jackson, Bob	USA	58.02
2	20 Tonelli, Mark	AUS	58.53	2	38 M. Jouanneau, Paul H.	BRA	59.35	2	35 D. Arantes Jr., Romulo	BRA	58.46
3	362 Rolk, Miloslav	TCH	1:00.41	3	69 Pickell, Stephen	CAN	59.65	3	124 Carter, James	GBR	1:00.39
4	57 Hardy, Steve	CAN	1:00.69	4	295 Urueta, Jose	MEX	1:00.85	4	120 Abraham, Gary	GBR	1:00.61
5	269 Honda, Tadashi	JPN	1:01.00	5	354 Branden, Mikael	SWE	1:01.05	5	226 Howard, Robert	IRL	1:00.77
6	390 Mikolutskiy, Ivan	URS	1:03.86	6	277 Chiang, Jin-Choon	MAL	1:05.86	6	76 Scarth, Mike	CAN	1:01.33
7	303 Richardson, Frank	NCA	1:12.38	7	336 Hsu, T Hsiung	ROC	np	7	322 Botelho Melo, Antonio	POR	1:05.76
1	148 Matthes, Roland	GDR	57.98	1	10 Kerry, Mark	AUS	57.99	1	429 Naber, John	USA	56.80
2	17 Patching, Glen	AUS	59.49	2	431 Rocca, Peter	USA	58.12	2	223 Verraszto, Zoltan	HUN	59.30
3	321 Zugaj, Ryszard	POL	1:00.16	3	393 Omelchenko, Igor	URS	59.03	3	101 Esteva, Santiago	ESP	59.88
4	219 Rudolf, Robert	HUN	1:00.58	4	156 Becker, Reinhold	GER	1:00.57	4	45 Stoikov, Krassimi	BUL	1:00.24
5	453 Milos, Nenad	YUG	1:00.70	5	454 Milos, Predrag	YUG	1:01.05	5	279 Alvarez, Ignacio	MEX	1:00.80
6	442 Volcan, Ramon	VEN	1:01.20	6	1 Porta, Conrado	ARG	1:01.13	6	247 Bisso, Enrico	ITA	1:01.32
7	109 Beylot-Bourcelot, Lionel	FRA	1:01.58	7	319 Rosario, Gerardo	PHI	1:02.08	7	350 Hofer, Thomas	SUI	1:01.90

Les seize premiers se qualifient pour la demi-finale

The first sixteen qualify for the semi-final

18.7		Demi-finale		Semi-final			
1	148 Matthes, Roland	GDR	57.48	1	429 Naber, John	USA	56.19 ● ■
2	154 Wanja, Lutz	GDR	57.50	2	431 Rocca, Peter	USA	56.88
3	423 Jackson, Bob	USA	57.65	3	327 Berrocal, Carlos	PUR	57.53
4	20 Tonelli, Mark	AUS	58.14	4	10 Kerry, Mark	AUS	58.04
5	69 Pickell, Stephen	CAN	58.21	5	17 Patching, Glen	AUS	58.15
6	393 Omelchenko, Igor	URS	58.77	6	35 D. Arantes Jr., Romulo	BRA	58.49
7	38 M. Jouanneau, Paul H.	BRA	59.59	7	223 Verraszto, Zoltan	HUN	58.63
8	321 Zugaj, Ryszard	POL	59.90	8	101 Esteva, Santiago	ESP	59.71

Les huit premiers se qualifient pour la finale

The first eight qualify for the final

19.7		Finale		Final	
1	429 Naber, John	USA	55.49 ● ■		
2	431 Rocca, Peter	USA	56.34		
3	148 Matthes, Roland	GDR	57.22		
4	327 Berrocal, Carlos	PUR	57.28		
5	154 Wanja, Lutz	GDR	57.49		
6	423 Jackson, Bob	USA	57.69		
7	10 Kerry, Mark	AUS	57.94		
8	20 Tonelli, Mark	AUS	58.42		



L'Américain John Hencken, recordman olympique et mondial au 100 m brasse.

John Hencken (USA), world and Olympic record-holder in the 100-m breaststroke.



200 m dos  
100 m brasse  
Hommes

Piscine olympique

200 m backstroke  
100 m breaststroke  
Men

Olympic Pool

24.7		200 m dos Éliminatoires		200 m backstroke Heats		● 2:02.82 ■ 2:00.64					
1	10 Kerry, Mark	AUS	2:03.54	1	420 Harrigan, Dan	USA	2:02.25 ●	1	223 Verraszto, Zoltan	HUN	2:05.93
2	77 Skilling, Daryl	CAN	2:07.77	2	355 Ericsson, Leif	SWE	2:07.57	2	124 Carter, James	GBR	2:08.05
3	393 Omelchenko, Igor	URS	2:07.95	3	154 Wanja, Lutz	GDR	2:08.02	3	57 Hardy, Steve	CAN	2:08.56
4	101 Esteve, Santiago	ESP	2:08.63	4	156 Becker, Reinhold	GER	2:09.54	4	45 Stoikov, Krassimi	BUL	2:09.67
5	327 Berrocal, Carlos	PUR	2:11.14	5	390 Mikolutskiy, Ivan	URS	2:09.78	5	279 Alvarez, Ignacio	MEX	2:11.08
6	321 Zugaj, Ryszard	POL	2:12.53	6	453 Milos, Nenad	YUG	2:11.25	6	194 Ressang, Abdul	HOL	2:11.25
7	322 Botelho Melo, Antonio	POR	2:26.65	7	277 Chiang, Jin-Choon	MAL	2:21.04	7	148 Matthes, Roland	GDR	np

1	431 Rocca, Peter	USA	2:03.31	1	429 Naber, John	USA	2:02.01 ●
2	20 Tonelli, Mark	AUS	2:05.10	2	362 Rolko, Miloslav	TCH	2:05.33
3	76 Scarth, Mike	CAN	2:07.16	3	219 Rudolf, Robert	HUN	2:06.37
4	295 Urueta, Jose	MEX	2:09.74	4	35 D. Arantes Jr., Romulo	BRA	2:07.38
5	454 Milos, Predrag	YUG	2:12.21	5	1 Porta, Conrado	ARG	2:09.75
6	350 Hofer, Thomas	SUI	2:12.75	6	132 Lerpinier, Peter	GBR	2:09.88
7	354 Branden, Mikael	SWE	np	7	319 Rosario, Gerardo	PHI	2:13.89
				8	317 Abreu, Emilio J.	PAR	np

Les huit premiers se qualifient pour la finale

The first eight qualify for the final

24.7		Finale		Final	
1	429 Naber, John	USA	1:59.19 ●■		
2	431 Rocca, Peter	USA	2:00.55		
3	420 Harrigan, Dan	USA	2:01.35		
4	20 Tonelli, Mark	AUS	2:03.17		
5	10 Kerry, Mark	AUS	2:04.07		
6	362 Rolko, Miloslav	TCH	2:05.81		
7	219 Rudolf, Robert	HUN	2:07.30		
8	223 Verraszto, Zoltan	HUN	2:08.23		

19.7		100 m brasse Éliminatoires		100 m breaststroke Heats		● 1:04.94 ■ 1:03.88					
1	128 Goodhew, Duncan	GBR	1:04.92l	1	377 Iuozaytis, Arvidas	URS	1:04.78 ●	1	131 Leigh, David	GBR	1:06.12
2	394 Pankin, Nikolay	URS	1:05.38	2	169 Lang, Peter	GER	1:05.25	2	259 Lalle, Giorgio	ITA	1:06.38
3	310 Wisloeff, Ove	NOR	1:06.85	3	167 Kusch, Walter	GER	1:05.88	3	359 Norling, Anders	SWE	1:06.52
4	272 Shinya, Tateki	JPN	1:07.59	4	28 Kriebbaum, Steffen	AUT	1:08.09	4	372 Dementiev, Vladimir	URS	1:06.96
5	320 Smiglak, Cezary	POL	1:08.02	5	107 Kerola, Tuomo	FIN	1:08.22	5	290 Lozano, Gustavo	MEX	1:08.89
6	80 Zajac, Mel	CAN	1:08.52	6	333 Nazario, Carlos	PUR	1:08.33	6	213 Javor, Istvan	HUN	np
7	302 Knoepfler, Campari	NCA	1:15.18	7	323 Carvalhovicencio, Henrique	POR	1:13.55	6	151 Sperling, Wolfram	GDR	np

1	143 Wilkie, David	GBR	1:05.19	1	422 Hencken, John	USA	1:03.88 ●□
1	78 Smith, Graham	CAN	1:05.19	2	273 Taguchi, Nobutaka	JPN	1:04.65
3	412 Dowler, Lawrence	USA	1:05.32	3	436 Woo, Chris	USA	1:05.39
4	40 P. Ribeiro, Sergio	BRA	1:06.07	4	36 Fiolo, Jose S.	BRA	1:06.18
5	97 Balcells, Pedro	ESP	1:07.98	5	8 Jarvie, Paul	AUS	1:06.22
6	32 Knowles, Bruce	BAH	1:11.65	6	447 Divjak, Zdravko	YUG	1:08.31
7	338 Wang, C Chun	ROC	np	7	440 Sochasky, Glen	VEN	1:09.93
				8	116 Pierre, Bernard	FRA	np

Les seize premiers se qualifient pour la demi-finale

The first sixteen qualify for the semi-final

19.7		Demi-finale		Semi-final			
1	143 Wilkie, David	GBR	1:04.29	1	422 Hencken, John	USA	1:03.62 ●■
2	259 Lalle, Giorgio	ITA	1:04.35	2	78 Smith, Graham	CAN	1:03.92
3	128 Goodhew, Duncan	GBR	1:04.59	3	167 Kusch, Walter	GER	1:04.28
4	436 Woo, Chris	USA	1:04.86	4	377 Iuozaytis, Arvidas	URS	1:04.76
5	412 Dowler, Lawrence	USA	1:05.19	5	169 Lang, Peter	GER	1:05.19
6	273 Taguchi, Nobutaka	JPN	1:05.69	6	394 Pankin, Nikolay	URS	1:05.59
7	36 Fiolo, Jose S.	BRA	1:06.38	7	131 Leigh, David	GBR	1:05.91
8	40 P. Ribeiro, Sergio	BRA	1:06.69	8	8 Jarvie, Paul	AUS	1:06.20

Les huit premiers se qualifient pour la finale

The first eight qualify for the final

20.7		Finale		Final	
1	422 Hencken, John	USA	1:03.11 ●■		
2	143 Wilkie, David	GBR	1:03.43		
3	377 Iuozaytis, Arvidas	URS	1:04.23		
4	78 Smith, Graham	CAN	1:04.26		
5	259 Lalle, Giorgio	ITA	1:04.37		
6	167 Kusch, Walter	GER	1:04.38		
7	128 Goodhew, Duncan	GBR	1:04.66		
8	436 Woo, Chris	USA	1:05.13		

Départ de la finale du 200 m brasse.

Start of the 200-m breaststroke final.



Le Britannique David Wilkie, vainqueur au 200 m brasse, vient de démontrer sa nette supériorité en devançant de plus de deux secondes l'Américain John Hencken, gagnant du 100 m brasse. La troisième place est prise par l'Américain Rick Colella.

David Wilkie (GBR), winner of the 200-m breaststroke, has just demonstrated his prowess over this distance by defeating the 100-m winner, John Hencken (USA) by more than 2 seconds. Third place went to Hencken's countryman, Rick Colella.



Gagnant de la médaille d'or au 100 m papillon, l'Américain Matt Vogel exhibe un geste de victoire.

After churning his way to the gold medal in the 100-m butterfly, America's Matt Vogel raises his own victory salute.



L'équipe américaine victorieuse au 100 m papillon: Matt Vogel, Joe Bottom et Gary Hall. Les succès des États-Unis à la nage papillon ne s'arrêteront pas là. Une autre équipe va remporter la victoire au 200 m.

The Americans swept the 100-m butterfly: Matt Vogel, Joe Bottom, and Gary Hall finishing in that order. But the U.S. domination of the butterfly did not stop there: another trio swept the 200-m event!





200 m brasse  
100 m papillon  
Hommes

Piscine olympique


200 m breaststroke  
100 m butterfly  
Men

Olympic Pool

24.7		200 m brasse		200 m breaststroke		● 2:21.55		■ 2:18.21			
		Éliminatoires		Heats							
1	78 Smith, Graham	CAN	2:22.24	1	409 Colella, Rick	USA	2:21.08 ●	1	422 Hencken, John	USA	2:21.23
2	377 Iuozaytis, Arvidas	URS	2:22.59	2	394 Pankin, Nikolay	URS	2:22.82	2	167 Kusch, Walter	GER	2:22.95
3	359 Norling, Anders	SWE	2:24.61	3	259 Lalle, Giorgio	ITA	2:23.63	3	273 Taguchi, Nobutaka	JPN	2:24.12
4	169 Lang, Peter	GER	2:24.96	4	131 Leigh, David	GBR	2:25.58	4	59 Heinbuch, Dave	CAN	2:25.29
5	107 Kerola, Tuomo	FIN	2:25.87	5	272 Shinya, Tateki	JPN	2:26.16	5	28 Kriebbaum, Steffen	AUT	2:25.73
6	317 Abreu, Emilio J.	PAR	2:35.22	6	290 Lozano, Gustavo	MEX	2:31.89	6	8 Jarvie, Paul	AUS	2:30.15
7	40 P. Ribeiro, Sergio	BRA	dq	7	333 Nazario, Carlos	PUR	dq	7	323 Carvalhovicencio, Henrique	POR	2:41.97
8	151 Sperling, Wolfram	GDR	np					8	222 Vermes, Alban	HUN	np
		Les huit premiers se qualifient pour la finale				The first eight qualify for the final					
24.7		Finale		Final							
1	143 Wilkie, David	GBR	2:15.11 ●●■								
2	422 Hencken, John	USA	2:17.26								
3	409 Colella, Rick	USA	2:19.20								
4	78 Smith, Graham	CAN	2:19.42								
5	424 Keating, Charles	USA	2:20.79								
6	377 Iuozaytis, Arvidas	URS	2:21.87								
7	394 Pankin, Nikolay	URS	2:22.21								
8	167 Kusch, Walter	GER	2:22.36								
20.7		100 m papillon		100 m butterfly		● 54.27		■ 54.27			
		Éliminatoires		Heats							
1	399 Seredin, Evgeniy	URS	56.95	1	95 Delgado Jr, Jorge	ECU	56.79	1	150 Pyttel, Roger	GDR	55.25
2	73 Robertson, Bruce	CAN	57.06	2	18 Rogers, Neil	AUS	57.08	2	177 Steinbach, Klaus	GER	56.10
3	352 Arvidsson, Par	SWE	57.17	3	362 Rolko, Miloslav	TCH	57.79	3	267 Hara, Hideaki	JPN	56.57
4	201 Vervoorn, Kees	HOL	57.84	4	110 Buttet, Serge	FRA	58.37	4	82 Jaramillo, Jorge	COL	57.33
5	35 D. Arantes Jr., Romulo	BRA	58.80	4	334 Flockner, Hartmut	PUR	58.37	5	137 Park, John	GBR	57.42
6	242 Prag, Adi	ISR	59.99	6	266 Urbani, Riccardo	ITA	58.83	6	302 Knoepfler, Campari	NCA	1:02.05
7	33 Deley, François	BEL	dq	7	315 Gonzalez, Carlos	PAN	1:00.97	7	203 Bartha, Janos	HUN	np
8				8	304 Ebito, John	NGR	np				
1	434 Vogel, Matt	USA	55.40	1	419 Hall, Gary	USA	55.35	1	407 Bottom, Joe	USA	56.26
2	54 Evans, Clay	CAN	55.65	2	135 Mills, John	GBR	56.53	2	148 Matthes, Roland	GDR	56.41
3	158 Broscienski, Peter	GER	57.15	3	69 Pickell, Stephen	CAN	56.59	3	166 Kraus, Michael	GER	57.22
4	246 Barelli, Paolo	ITA	57.64	4	311 Coutts, John	NZL	57.29	4	19 Seymour, Ross	AUS	57.74
4	387 Manachinskiy, Aleksandr	URS	57.64	5	144 Flockner, Hartmut	GDR	57.66	5	130 Iredale, Richard	GBR	58.50
6	293 Prado, Jose	MEX	59.16	6	439 Goicoechea, Luis	VEN	57.92	6	270 Kayama, Shinsuke	JPN	58.55
7	324 Frischknecht, Paulo	POR	1:01.97	7	330 Daly, John	PUR	58.04	7	183 Koskinas, Konstant	GRE	1:00.20
8	185 Kwoh, Lawrence	HKG	1:02.47	8	243 Newkirk, Steven	ISV	1:01.46	8	226 Howard, Robert	IRL	1:00.92
		Les seize premiers se qualifient pour la demi-finale				The first sixteen qualify for the semi-final					
20.7		Demi-finale		Semi-final							
1	407 Bottom, Joe	USA	55.26	1	150 Pyttel, Roger	GDR	54.75				
2	419 Hall, Gary	USA	55.32	2	434 Vogel, Matt	USA	54.80				
3	18 Rogers, Neil	AUS	55.72	3	148 Matthes, Roland	GDR	55.88				
4	54 Evans, Clay	CAN	55.86	4	177 Steinbach, Klaus	GER	55.90				
5	135 Mills, John	GBR	56.54	5	267 Hara, Hideaki	JPN	56.52				
6	69 Pickell, Stephen	CAN	56.66	6	73 Robertson, Bruce	CAN	56.72				
7	352 Arvidsson, Par	SWE	56.93	7	158 Broscienski, Peter	GER	56.81				
8	399 Seredin, Evgeniy	URS	57.46	8	95 Delgado Jr, Jorge	ECU	56.91				
		Les huit premiers se qualifient pour la finale				The first eight qualify for the final					
21.7		Finale		Final							
1	434 Vogel, Matt	USA	54.35								
2	407 Bottom, Joe	USA	54.50								
3	419 Hall, Gary	USA	54.65								
4	150 Pyttel, Roger	GDR	55.09								
5	148 Matthes, Roland	GDR	55.11								
6	54 Evans, Clay	CAN	55.81								
7	267 Hara, Hideaki	JPN	56.34								
8	18 Rogers, Neil	AUS	56.57								

A moins de 25 mètres de l'arrivée, dans la finale du 200 m papillon, on ne sait encore qui l'emportera.

Less than 25 metres from the finish line, it was still impossible to predict the winner of the 200-m butterfly, the race was so tight!



L'Américain Mike Bruner l'emporte au 200 m papillon.

The American Mike Bruner won the 200-m butterfly.



400 m quatre nages.  
Le papillon se termine, mais il est encore impossible de dire qui l'emportera.

In the 400-m individual medley, predicting the finish at this stage was virtually impossible.





200 m papillon  
400 m quatre nages  
Hommes

Piscine olympique

200 m butterfly  
400 m individual medley  
Men

Olympic Pool

18.7		200 m papillon		200 m butterfly		● 2:00.70		■ 1:59.65						
		Éliminatoires		Heats										
1	133	Mahe, Sean	GBR	2:05.95	1	166	Kraus, Michael	GER	2:01.91	1	417	Gregg, Steven	USA	2:00.24 ●
2	211	Hargitay, Andras	HUN	2:06.20	2	82	Jaramillo, Jorge	COL	2:04.30	2	121	Brinkley, Brian	GBR	2:01.93
3	220	Sos, Csaba	HUN	2:06.71	3	22	Van de Graaf, Jeffrey	AUS	2:05.58	3	267	Hara, Hideaki	JPN	2:04.68
4	270	Kayama, Shinsuke	JPN	2:07.46	4	65	Martin, Doug	CAN	2:06.81	4	353	Bellbring, Anders	SWE	2:07.03
5	129	Hewit, Gordon	GBR	2:07.60	5	242	Prag, Adi	ISR	2:09.91	5	330	Daly, John	PUR	2:07.13
6	438	Cuenca, Hugo	VEN	2:11.06	6	243	Newkirk, Steven	ISV	2:17.84	6	315	Gonzalez, Carlos	PAN	2:20.92
7	185	Kwoh, Lawrence	HKG	dq	7	336	Hsu, T Hsiung	ROC	np	7	216	Mikola, Tamas	HUN	np
1	413	Forrester, Bill	USA	2:01.95	1	408	Bruner, Mike	USA	2:01.35	1	150	Pyttel, Roger	GDR	2:00.28
2	67	Nagy, George	CAN	2:03.33	2	95	Delgado Jr, Jorge	ECU	2:01.70	2	387	Manachinskiy, Aleksandr	URS	2:02.91
3	144	Flockner, Hartmut	GDR	2:05.71	3	375	Gorelik, Mikhail	URS	2:02.96	3	352	Arvidsson, Par	SWE	2:03.79
4	291	Marmolejo, Ricardo	MEX	2:08.88	4	74	Rogers, Bruce	CAN	2:04.51	4	158	Broscinski, Peter	GER	2:04.17
5	324	Frischknecht, Paulo	POR	2:20.51	5	104	Lang-Lenton, Miguel	ESP	2:08.51	5	311	Coutts, John	NZL	2:05.05
6	19	Seymour, Ross	AUS	dq	6	400	Smirnov, Anatoliy	URS	2:10.50	6	202	Wouterling, Ronald	HOL	2:07.31
7	171	Meeuw, Folkert	GER	np	7	33	Deley, François	BEL	2:12.99	7	318	Borja, Edwin	PHI	2:10.61
					8	317	Abreu, Emilio J.	PAR	2:13.54	8	304	Ebito, John	NGR	np

Les huit premiers se qualifient pour la finale

The first eight qualify for the final

18.7		Finale		Final		
1	408	Bruner, Mike	USA	1:59.23 ●■		
2	417	Gregg, Steven	USA	1:59.54		
3	413	Forrester, Bill	USA	1:59.96		
4	150	Pyttel, Roger	GDR	2:00.02		
5	166	Kraus, Michael	GER	2:00.46		
6	121	Brinkley, Brian	GBR	2:01.49		
7	95	Delgado Jr, Jorge	ECU	2:01.95		
8	387	Manachinskiy, Aleksandr	URS	2:04.61		

25.7		400 m quatre nages		400 m individual medley		● 4:31.98		■ 4:26.00						
		Éliminatoires		Heats										
1	415	Furniss, Steve	USA	4:27.76 ●	1	426	McKee, Tim	USA	4:29.14	1	433	Strachan, Rod	USA	4:27.15 ●
2	75	Sawchuk, Bill	CAN	4:32.65	2	72	Ritchie, Andy	CAN	4:31.34	2	78	Smith, Graham	CAN	4:31.29
3	134	McClatchey, Alan	GBR	4:34.31	3	274	Yanagidate, Tsuyoshi	JPN	4:39.27	3	362	Rolko, Miloslav	TCH	4:35.21
4	312	McConochie, John	NZL	4:40.84	4	331	De-Jesus, Jose-R.	PUR	4:42.07	4	22	Van De Graaf, Jeffrey	AUS	4:35.83
5	307	Gundersen, Gunnar	NOR	4:41.05	5	202	Wouterling, Ronald	HOL	4:46.76	5	125	Cleworth, Duncan	GBR	4:42.25
6	301	Novaretti, Patrick	MON	dq	6	375	Gorelik, Mikhail	URS	dq	6	33	Deley, François	BEL	4:43.09
					7	243	Newkirk, Steven	ISV	np	7	322	Botelho Melo, Antonio	POR	5:11.48
1	211	Hargitay, Andras	HUN	4:28.96	1	401	Smirnov, Andrey	URS	4:29.92					
2	161	Geisler, Ha-Jo	GER	4:31.37	2	400	Smirnov, Anatoliy	URS	4:33.88					
3	4	Dawson, Peter	AUS	4:33.01	3	314	Treffers, Mark	NZL	4:40.92					
4	220	Sos, Csaba	HUN	4:34.72	4	124	Carter, James	GBR	4:41.25					
5	291	Marmolejo, Ricardo	MEX	4:45.30	5	317	Abreu, Emilio J.	PAR	4:46.69					
6	241	Nisman, Dov	ISR	4:47.13	6	223	Verraszto, Zoltan	HUN	4:48.51					
7	318	Borja, Edwin	PHI	4:52.21	7	300	Zavala, Guillermo	MEX	4:49.55					
					8	82	Jaramillo, Jorge	COL	np					

Les huit premiers se qualifient pour la finale

The first eight qualify for the final

25.7		Finale		Final		
1	433	Strachan, Rod	USA	4:23.68 ●■		
2	426	McKee, Tim	USA	4:24.62		
3	401	Smirnov, Andrey	URS	4:26.90		
4	211	Hargitay, Andras	HUN	4:27.13		
5	78	Smith, Graham	CAN	4:28.64		
6	415	Furniss, Steve	USA	4:29.23		
7	72	Ritchie, Andy	CAN	4:29.87		
8	161	Geisler, Ha-Jo	GER	4:34.95		



**4x200 m relais nage libre  
Hommes**

**4x200 m freestyle relay  
Men**

Piscine olympique

Olympic Pool

21.7		Éliminatoires		Heats		● 7:35.78 ■ 7:30.54					
1	161 Geisler, Ha-Jo 175 Schmidt, Andreas 168 Lampe, Werner 172 Nocke, Peter	GER	7:37.59	1	401 Smirnov, Andrey 389 Mikheev, Vladimir 396 Raskatov, Vladimir 380 Kopliakov, Sergey	URS	7:33.21 ●	1	430 Northway, Doug 432 Shaw, Tim 408 Bruner, Mike 414 Furniss, Bruce	USA	7:30.33 ●■
2	134 McClatchey, Alan 127 Dunne, David 126 Downie, Gordon 121 Brinkley, Brian	GBR	7:37.92	2	145 Hartung, Wilfried 152 Strohbach, Rainer 149 Pflutze, Frank 150 Pyttel, Roger	GDR	7:40.58	2	352 Arvidsson, Par 360 Pettersson, Peter 353 Bellring, Anders 356 Gingsjo, Bengt	SWE	7:41.82
3	262 Pangaro, Roberto 264 Revelli, Paolo 246 Barelli, Paolo 258 Guarducci, Marcello	ITA	7:41.39	3	25 Windeatt, Graham 20 Tonelli, Mark 3 Coughlan, Peter 4 Dawson, Peter	AUS	7:44.42	3	194 Ressang, Abdul 198 Van Der Kuil, Rene 191 In Het Veld, Andre 189 Elzerman, Henk	HOL	7:42.54
4	306 Brask, Bent 305 Borgstroem, Arne 308 Iversoen, Haakon 309 Warncke, Fritz	NOR	7:46.42	4	42 Gheorghiev, Petar 43 Gheorghiev, Stefan 44 Statelov, Tony 41 Ganev, Nikolai	BUL	7:57.08	4	106 Lopez-Zubero, David 102 Fuentes, Jesus 103 Gomez-Reino, Fernando 101 Esteve, Santiago	ESP	7:49.22
5	113 Lazaro, Marc 114 Laffineur, Benoit 117 Ress, Colin 115 Noël, Fabien	FRA	7:47.39	5	325 Gomes Pereira, Jose 322 Botelho Melo, Antonio 326 Pinto De Abrev, Rui 324 Frischknecht, Paulo	POR	8:26.68	5	285 Garcia, Guillermo 292 Perez, Eduardo 300 Zavala, Guillermo 293 Prado, Jose	MEX	8:05.12
6	328 Canales, Fernando 331 De-Jesus, Jose-R. 334 Perez, Arnaldo 329 Canales, Francisco	PUR	8:05.21	6	211 Hargitay, Andras 224 Wladar, Zoltan 220 Sos, Csaba 223 Verraszto, Zoltan	HUN	np	6	442 Volcan, Ramon 437 Arraez, Andres 440 Sochasky, Glen 439 Goicoechea, Luis	VEN	8:08.38
								7	48 Badger, Stephen 75 Sawchuk, Bill 69 Pickell, Stephen 60 Hett, James	CAN	dq
		Les huit premières équipes se qualifient pour la finale.		The first eight teams qualify for the final							

21.7		Finale		Final			
1	408 Bruner, Mike 414 Furniss, Bruce 429 Naber, John 427 Montgomery, Jim	USA	7:23.22 ●■	5	150 Pyttel, Roger 145 Hartung, Wilfried 152 Strohbach, Rainer 149 Pflutze, Frank	GDR	7:38.92
2	396 Raskatov, Vladimir 370 Bodganov, Andrey 380 Kopliakov, Sergey 384 Krylov, Andrey	URS	7:27.97	6	194 Ressang, Abdul 198 Van Der Kuil, Rene 191 In Het Veld, Andre 189 Elzerman, Henk	HOL	7:42.56
3	134 McClatchey, Alan 127 Dunne, David 126 Downie, Gordon 121 Brinkley, Brian	GBR	7:32.11	7	352 Arvidsson, Par 360 Pettersson, Peter 353 Bellbring, Anders 356 Gingsjo, Bengt	SWE	7:42.84
4	177 Steinbach, Klaus 172 Nocke, Peter 168 Lampe, Werner 161 Geisler, Ha-Jo	GER	7:32.27	8	258 Guarducci, Marcello 262 Pangaro, Roberto 246 Barelli, Paolo 264 Revelli, Paolo	ITA	7:43.39

L'équipe américaine du relais 4x200 m style libre, gagnante de la médaille d'or, reçoit les acclamations de la foule à la piscine olympique.

Proudly displaying their gold medals, the champion U.S. 4x200-m freestyle relay team accepts the plaudits of the crowd in the Olympic Pool.





4x100 m relais  
quatre nages  
Hommes

Piscine olympique

4x100 m medley  
relay  
Men

Olympic Pool

22.7		Éliminatoires	Heats	● 3:48.16 ■ 3:48.16		
1	69 Pickell, Stephen 78 Smith, Graham 73 Robertson, Bruce 63 MacDonald, Gary	CAN	3:50.61	1	431 Rocca, Peter 436 Woo, Chris 407 Bottom, Joe	USA 3:47.28 ●■
2	120 Abraham, Gary 128 Goodhew, Duncan 135 Mills, John 123 Burns, Kevin	GBR	3:52.35	2	405 Babashoff, Jack 177 Steinbach, Klaus 169 Lang, Peter 166 Kraus, Michael 157 Braunleder, Dirk	GER 3:51.57
3	10 Kerry, Mark 8 Jarvie, Paul 18 Rogers, Neil 3 Coughlan, Peter	AUS	3:53.98	3	393 Omelchenko, Igor 394 Pankin, Nikolay 399 Seredin, Evgeniy 370 Bogdanov, Andrey	URS 3:53.64
4	327 Berrocal, Carlos 333 Nazario, Carlos 330 Daly, John 328 Canales, Fernando	PUR	3:58.62	4	269 Honda, Tadashi 273 Taguchi, Nobutaka 267 Hara, Hideaki 274 Yanagidate, Tsuyoshi	JPN 3:56.18
5	354 Branden, Mikael 359 Norling, Anders 356 Gingsjo, Bengt 358 Larsson, Dan	SWE	3:58.82	5	247 Bisso, Enrico 259 Lalle, Giorgio 246 Barelli, Paolo 258 Guarducci, Marcello	ITA 3:57.30
6	279 Alvarez, Ignacio 290 Lozano, Gustavo 293 Prado, Jose 285 Garcia, Guillermo	MEX	4:02.69	6	101 Esteva, Santiago 97 Balcells, Pedro 105 Lloret, Mario 100 Comas, Jordi	ESP 3:58.22
				7	442 Volcan, Ramon 440 Sochasky, Glen 439 Goicoechea, Luis 437 Arraez, Andres	VEN 4:05.07
				8	324 Frischknecht, Paulo 323 Carvalhovicencio, Henrique 325 Gomes Pereira, Jose 322 Botelho Melo, Antonio	POR 4:20.84
Les huit premières équipes se qualifient pour la finale			The first eight teams qualify for the final			

22.7		Finale	Finale			
1	429 Naber, John 422 Hencken, John 434 Vogel, Matt 427 Montgomery, Jim	USA	3:42.22 ●■	5	393 Omelchenko, Igor 377 luozaytis, Arvidas 399 Seredin, Evgeniy 384 Krylov, Andrey	URS 3:49.90
2	69 Pickell, Stephen 78 Smith, Graham 54 Evans, Clay 63 MacDonald, Gary	CAN	3:45.94	6	10 Kerry, Mark 8 Jarvie, Paul 18 Rogers, Neil 3 Coughlan, Peter	AUS 3:51.54
3	177 Steinbach, Klaus 167 Kusch, Walter 166 Kraus, Michael 172 Nocke, Peter	GER	3:47.29	7	247 Bisso, Enrico 259 Lalle, Giorgio 246 Barelli, Paolo 258 Guarducci, Marcello	ITA 3:52.92
4	124 Carter, James 143 Wilkie, David 135 Mills, John 121 Brinkley, Brian	GBR	3:49.56	8	269 Honda, Tadashi 273 Taguchi, Nobutaka 267 Hara, Hideaki 274 Yanagidate, Tsuyoshi	JPN 3:54.74

Remise des médailles:  
4x100 m relais quatre nages. Or, États-Unis; argent, Canada; bronze, République fédérale d'Allemagne.

Medal ceremony, 4x100-m medley relay: gold, United States; silver, Canada; bronze, Federal Republic of Germany.

